

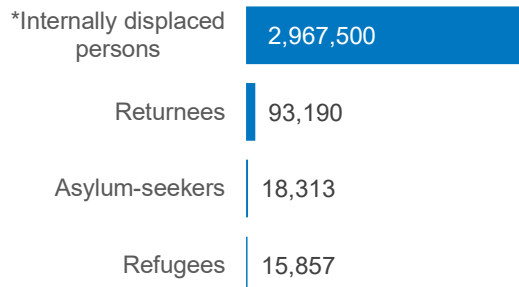
Somalia

1 - 30 October 2022

In October, 192,000 new internal displacements were monitored by the UNHCR-led Protection and Returns Monitoring Network (PRMN). Drivers include drought related (108,000), conflict and insecurity (70,000), floods (12,000) and others (2,000).

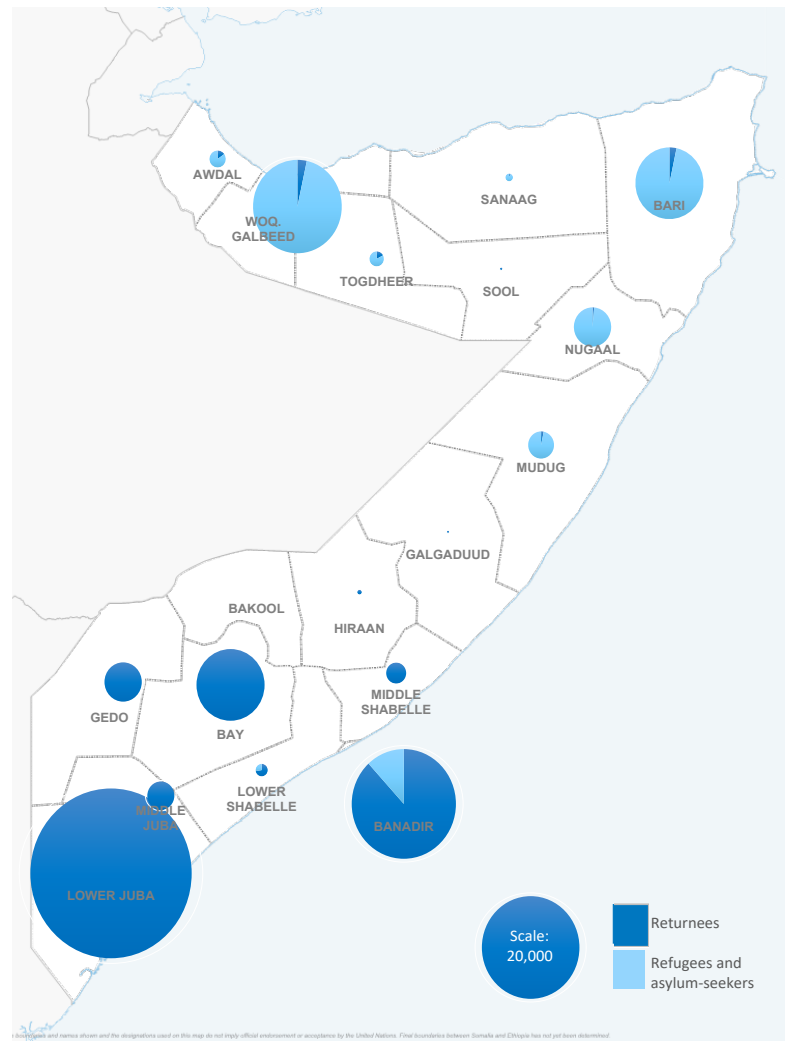
Banadir (59,277) received the highest number of displaced persons followed by Bakool (35,776), while Bari (17,082) and Bay (15,978) regions also received relatively high numbers.

Population of concern



*Estimated internally displaced persons as of November 2020
(Source: Information Management Working Group)

Returnees, refugee and asylum seekers map



Refugees & Asylum-Seekers

At the end of October 2022, there were 34,170 refugees and asylum-seekers registered in Somalia, mainly from Ethiopia (17,991 asylum seekers and 4,900 refugees), Yemen (9,774 refugees and asylum seekers) and Syria (1,104 refugees and 111 asylum seekers). The remaining 290 persons of concerns were from other countries.



Refugee Returnees (2014 - 2022)

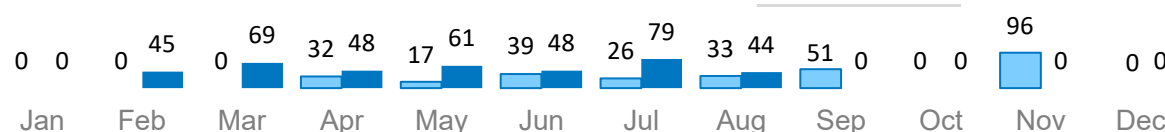
Since December 2014, 93,190 Somali refugees have voluntarily returned to Somalia with UNHCR assistance from different countries of asylum including Kenya, Yemen, Djibouti, Libya, Sudan and Eritrea. In addition, some 42,505 Somalis were monitored as arriving from Yemen since March 2015.

Region	Ethiopia	Yemen	Other
Woq. Galbeed	10,138	4,754	1,077
Bari	7,503	1,837	76
Nugaal	2,644	217	17
Mudug	1,301	33	21
Togdheer	192	133	36
Sanaag	89	20	4
Awdal	293	167	9
Banadir	12	2,479	260
Sool			
Middle Shabelle			
Lower Shabelle		110	
Other	719	24	5
TOTAL	22,891	9,774	1,505

Region	Kenya	Yemen	Other
Lower Juba	54,640	16	128
Banadir	15,847	4,217	909
Bay	9,655	93	22
Gedo	2,922	2	44
Middle Juba	1,539		1
Middle Shabelle	798	41	25
Lower Shabelle	104	92	2
Hiraan	42	7	22
Woq. Galbeed	18	543	344
Galgaduud	15		3
Nugaal	13	29	19
Other	266	526	246
TOTAL	85,859	5,566	1,765

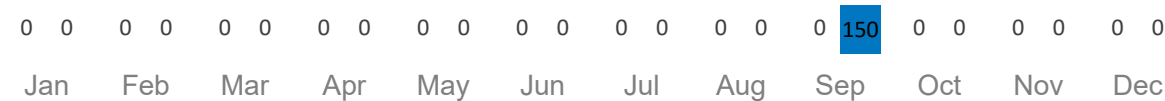
Somali returnees from Kenya by month

Year	Total
<=2019	84,981
2020	190
2021	294
2022	394

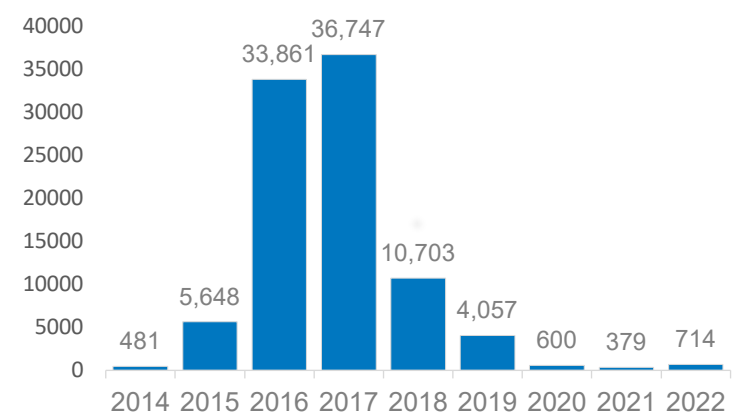


Assisted spontaneous returnees from Yemen by month

Year	Total
<=2019	5,087
2020	329
2021	0
2022	150



Number of returnees (with assistance from UNHCR) since 2014



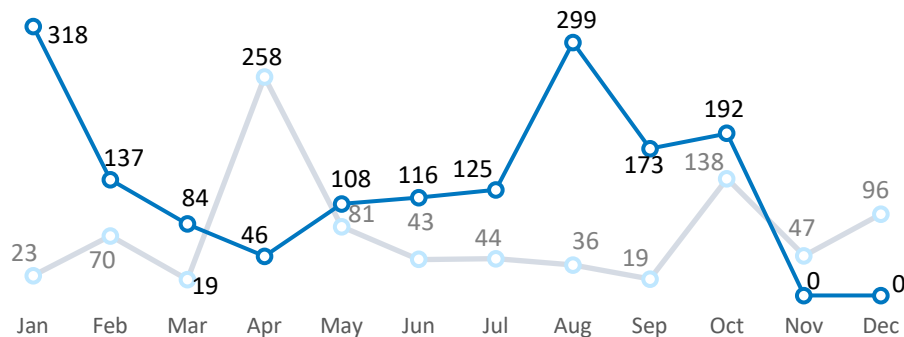
Somalia Internal DISPLACEMENT

Displacements monitored by UNHCR Protection and Return Monitoring Network (PRMN)

Monthly internal displacement (2021 - 2022)

(in thousands)

Year	People
2021	874,000
2022	1,598,000



2022 displacement reasons

Drought	1,034,000
Conflict/Insecurity	538,000
Other	13,000
Flood	13,000
Total	1,598,000

2022 top arrival regions

Banadir	365,000
Hiraan	254,000
Galgaduud	239,000
Bay	126,000
Gedo	116,000
Mudug	115,000
Bakool	88,000
Lower Juba	69,000
Other	226,000
Total	1,598,000

October 2022 displacement reasons

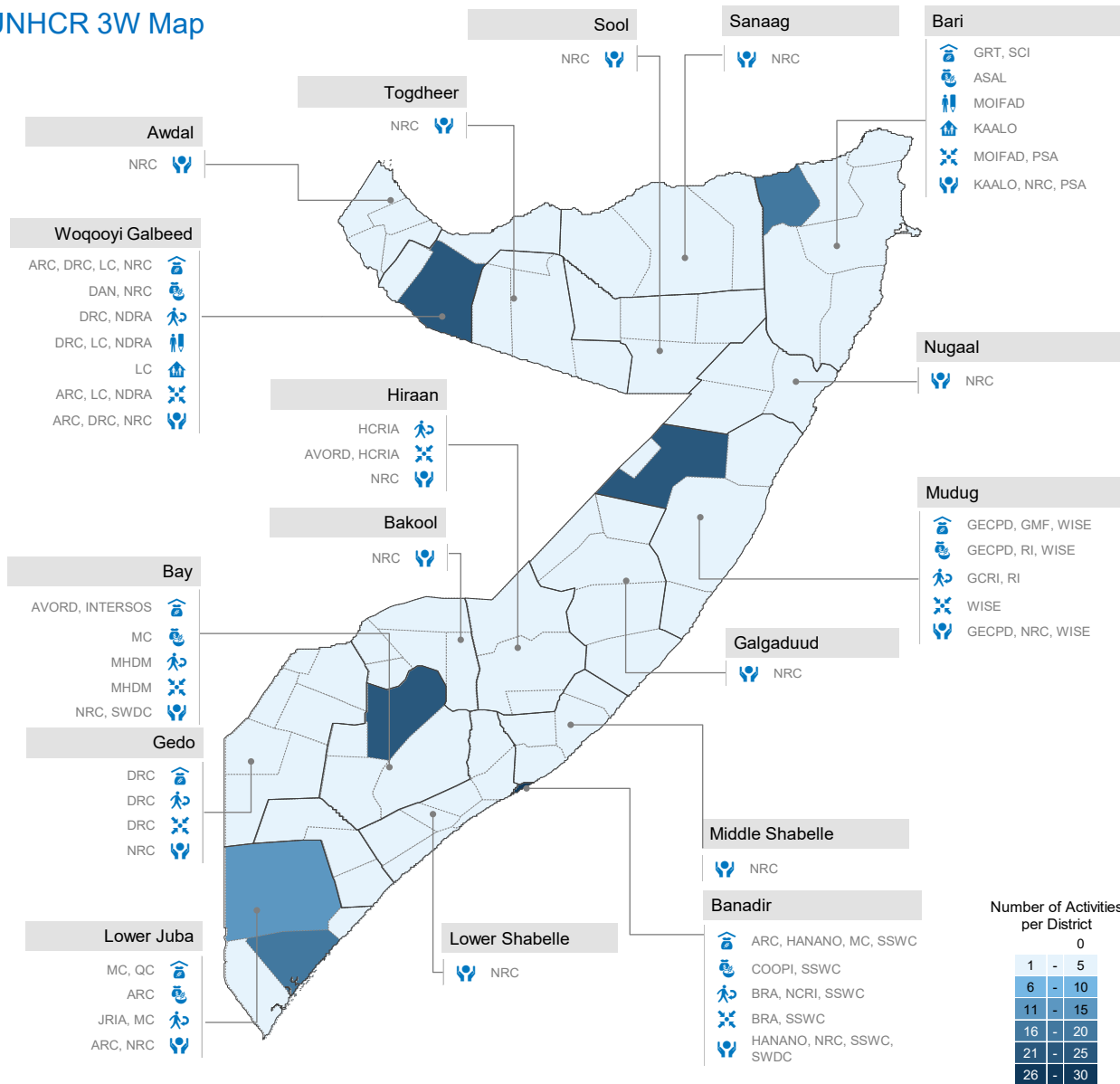
Drought	108,000
Conflict/Insecurity	70,000
Flood	11,000
Other	2,000
Total	192,000

October 2022 top arrival regions

Banadir	59,000
Bakool	36,000
Bari	17,000
Bay	16,000
Lower Juba	12,000
Middle Shabelle	12,000
Hiraan	12,000
Lower Shabelle	9,000
Other	19,000
Total	192,000

Somalia

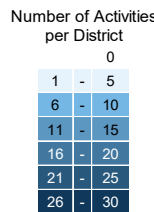
UNHCR 3W Map



Number of activities by region and category

Region	Basic Needs	Leadership	Favourable Protection	Fair Protection	Durable Solutions	Security	Community Empowerment	Logistics
Awdal								4
Bakool								5
Banadir	10	3	3					3
Bari	6	2	1	4	1	1		8
Bay	8	3	3					12
Galgaduud								5
Gedo	2							6
Hiraan				1				3
Middle Juba								3
Lower Juba	11	1	6					19
Mudug	5	3	4	1				11
Nugaal								3
Sanaag								4
Middle Shabelle								4
Lower Shabelle								7
Sool								4
Togdheer								4
Woqooyi Galbeed	6	3	5	2	3	1		6

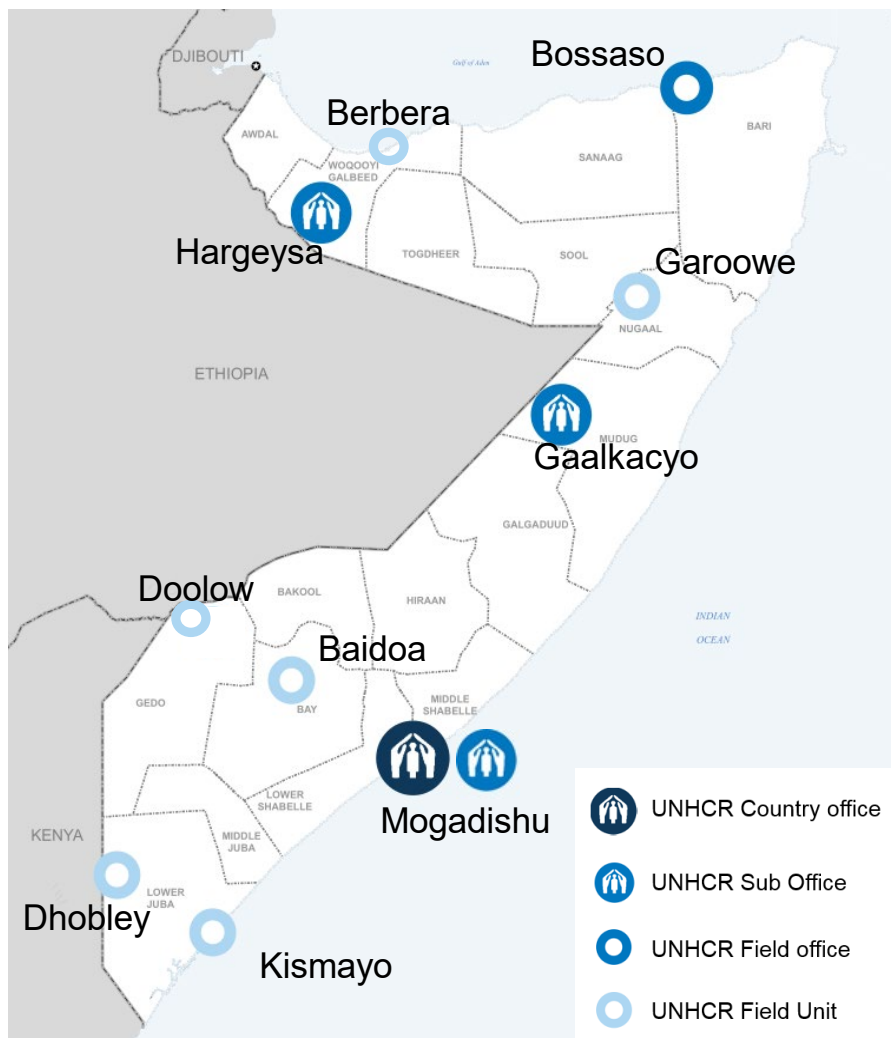
Category	Sub-category
BASIC NEEDS AND ESSENTIAL SERVICES	Water, Transport, Cash Grants, Core Relief Items, Education, Health
LEADERSHIP, COORDINATION AND PARTNERSHIPS	Cluster Coordination - Protection, Shelter, COCM
FAVOURABLE PROTECTION ENVIRONMENT	Facility Rehabilitation, Equipment, Peaceful Coexistence
FAIR PROTECTION PROCESSES AND DOCUMENTATION	Registration, Profiling, Civil Documentation
DURABLE SOLUTIONS	Return Assistance, Transit Center, Counseling
SECURITY FROM VIOLENCE AND EXPLOITATION	Legal Protection, SGBV Prevention & Response, Material Assistance, FRMN
COMMUNITY EMPOWERMENT, SELF RELIANCE AND SELF MANAGEMENT	Cash Grants, Employment, Business, Vocational Training
LOGISTICS AND OPERATIONS SUPPORT	PDM, Warehouse Management, Transport



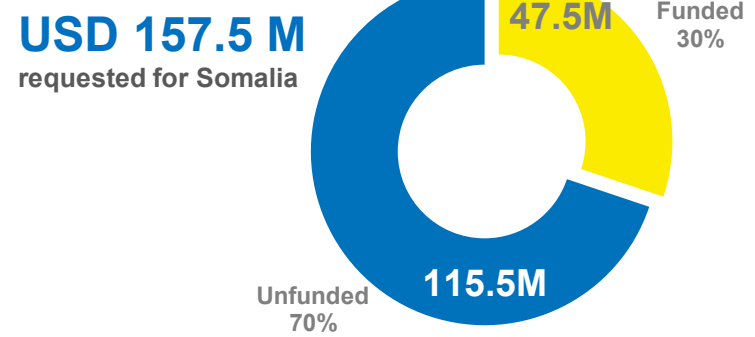
UNHCR Presence

Staff
117 National Staff
46 International Staff
32 Affiliate Workforce

Offices
1 Country Office in Mogadishu
3 Sub-Offices in Gaalkacyo, Hargeysa and Mogadishu
1 Field Office in Bossaso
6 Field Units in Baidoa, Dhobley, Garoowe, Kismayo, Berbera and Doolow
1 Support Office in Nairobi



Funding (as of 25 October 2022)



UNEARMARKED CONTRIBUTIONS | USD

Sweden 99.3 million | **Norway** 72.5 million | **Netherlands** 37.2 million | **Denmark** 35.6 million | **Germany** 27 million | **France** 18.5 million | **Switzerland** 18.4 million | **Private donors** Spain 45 million | **United Kingdom** 40.1 million | **Belgium** 11.9 million | **Ireland** 11.8 million | **Japan** 31.7 million | **Republic of Korea** 22.6 million | **Canada** 10.5 million | **Italy** 10 million

Algeria | Armenia | Azerbaijan | Bulgaria | Canada | Costa Rica | Estonia | Finland | Iceland | Kuwait | Liechtenstein | Lithuania | Luxembourg | Monaco | Montenegro | Peru | Philippines | Qatar |

Contact

Magatte Guisse, Representative, Somalia
guisse@unhcr.org, Cell: +252 611 634 665

Links

[Somalia: Global Focus](#) - [Somalia: Information sharing portal](#) - [UNHCR Somalia](#) - [@UNHCRSom](#) - [Facebook: UNHCR Somalia](#) - [Somalia internal displacement](#)

UNHCR is grateful for the generous contributions of donors who have directly contributed to the UNHCR Somalia operation in 2022

