

Overview

Displacement patterns

Situation in host country

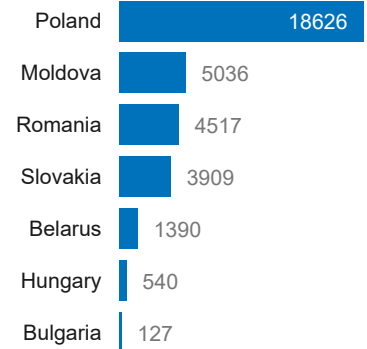
Intentions

To strengthen and promote an evidence-based protection response, UNHCR and its partners in Belarus, Bulgaria, Hungary, Republic of Moldova, Poland, Romania and Slovakia have been implementing a Protection Profiling and Monitoring exercise to regularly collect and analyze data about the profiles, needs and intentions of refugees from Ukraine and monitor changes over time. This dashboard presents the main results based on **34,145 interviews** conducted between **May and September 2022**.

# of respondents

**34,145**

Respondents by country



### Methodology

Interviews have been conducted in border points and transport hubs (28%), reception and transit centres (19%), collective sites (11%), and assistance points in major cities (33%).

Trained enumerators from UNHCR and partners digitally collect the data through Kobo Toolbox, which is safely stored in UNHCR server.

While respondents are randomly selected to reduce bias, non-probability sampling is used and results cannot necessarily be extrapolated to the population of refugees from Ukraine as a whole. The results reflect refugees' situation and intentions at the time of data collection.

## RESPONDENT PROFILE

**99%** of respondents are citizens of Ukraine. Most are women (**86%**), holding higher levels of education (**46%** with university or higher degrees and **29%** with vocational training) and with diverse professional experiences, particularly in services and trade related sectors.

### Nationality

**99 %**

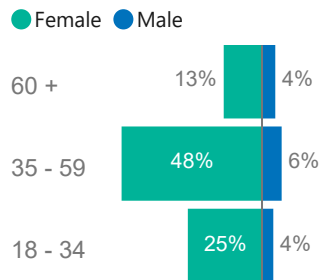
of respondents were Ukrainian nationals

### Gender

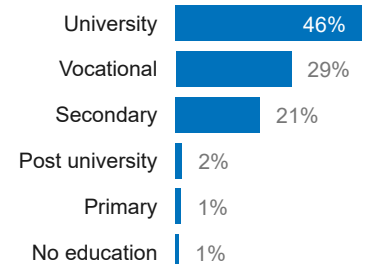
**86 %**

of respondents were females

### Age group and gender



### Education level

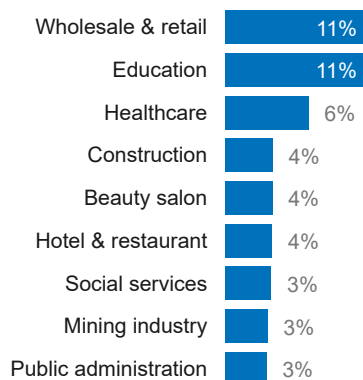


### Acknowledgements

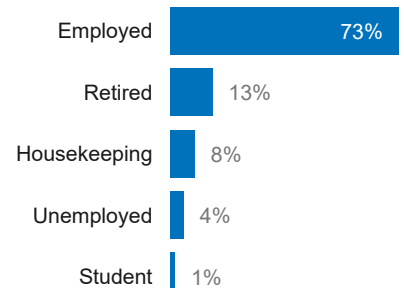
We are grateful for the extensive involvement and support of UNHCR's partners, in particular: Human Rights League, IFRC, InterSOS, Law Center of Advocates (CDA), Mareena, People in Need, REACH, Romanian National Council for Refugees (CNRR) and Slovak Humanitarian Council.

We are also grateful for the support of local authorities, civil society, international organizations and donors. Most importantly, UNHCR would like to acknowledge the resilience and strength of refugees from Ukraine, who continue to share with us their challenges, fears and hopes.

### Top occupational sectors\*



### Employment status before leaving Ukraine\*\*



\* Multiple responses were possible, so percentages can go over 100% when added.

\*\* Due to rounding some percent totals do not add up to 100%.

Overview

Displacement patterns

Situation in host country

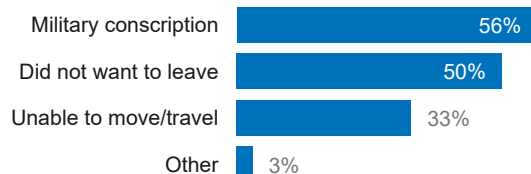
Intentions

The majority of respondents (**78%**) are separated from some of their immediate family members, the primary reason being the restriction of freedom of movement for men due to martial law. Women and children represent **88%** of all family members that left Ukraine together and **13%** of family members are older persons. Among those who travelled accompanied, **5%** travelled with unrelated children.

**Almost half** of respondents were forced to leave their place of origin between end-February and April 2022. The top three places of origin are **Odeska, Kharkivska** and **Kyiv City**. **17%** of respondents were displaced in Ukraine before leaving the country. **94%** of respondents were carrying a national passport but out of those only **74%** were biometric.

**Family separation**

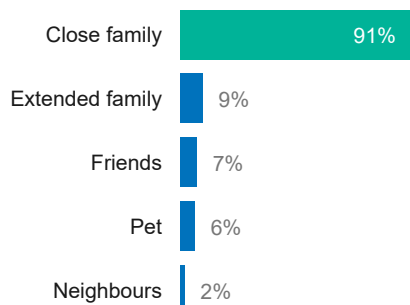
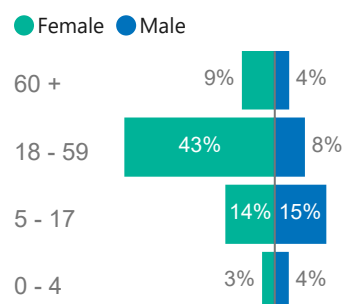
**78 %** separated from other family members

**Separation reasons\***

**Travelling with\***

**74 %**

of respondents travelled accompanied

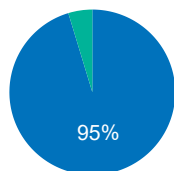
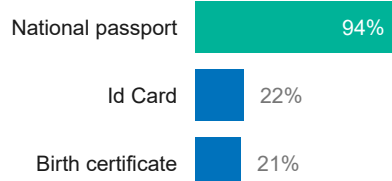
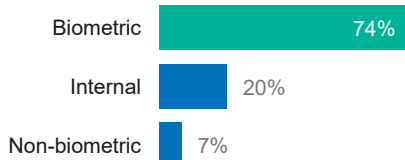
Among those who travelled accompanied, 91% were displaced with their immediate family.


**Immediate family age group and gender**


Note: including the respondent

**Travelling with unrelated children**

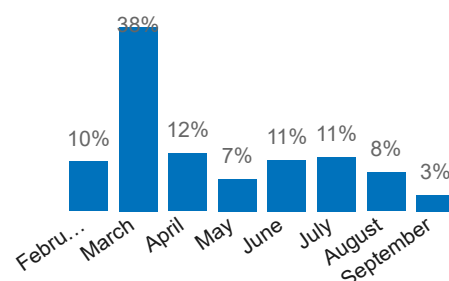
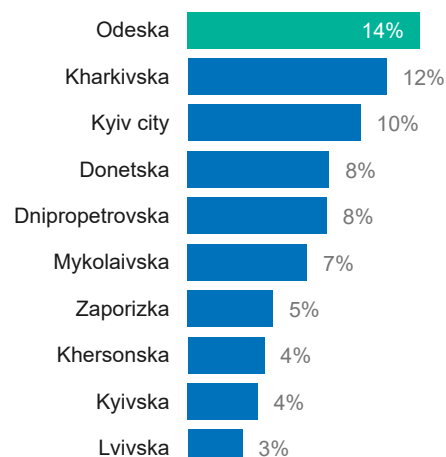
● No ● Yes


**Documents carried during travel\***

**Passport type\*\***


Note: data related to travel documents not available for Belarus.

**Internally displaced before leaving Ukraine**

**17 %**

**Date of departure**

**Top 10 places of origin**


\* Multiple responses were possible, so percentages can go over 100% when added.

\*\* Due to rounding some percent totals do not add up to 100%.

Overview

Displacement patterns

Situation in host country

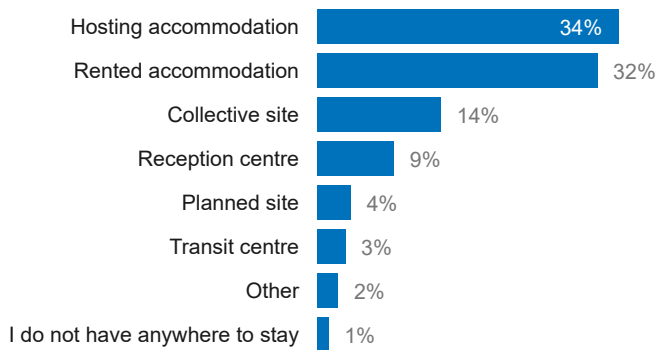
Intentions

The majority of respondents are staying in hosted or rented accommodation (56%), while 29% are still staying in collective sites, planned sites and reception or transit centres. 12% of respondents have relatives in their host country. The top three urgent needs reported by respondents are **cash**, **employment** and **accommodation**. Respondents report preferring to receive information on **financial aid services** and **work opportunities**, followed by **medical care** and **legal status**.

**Respondents with relatives in host country**

**12 %**

### Current accommodation

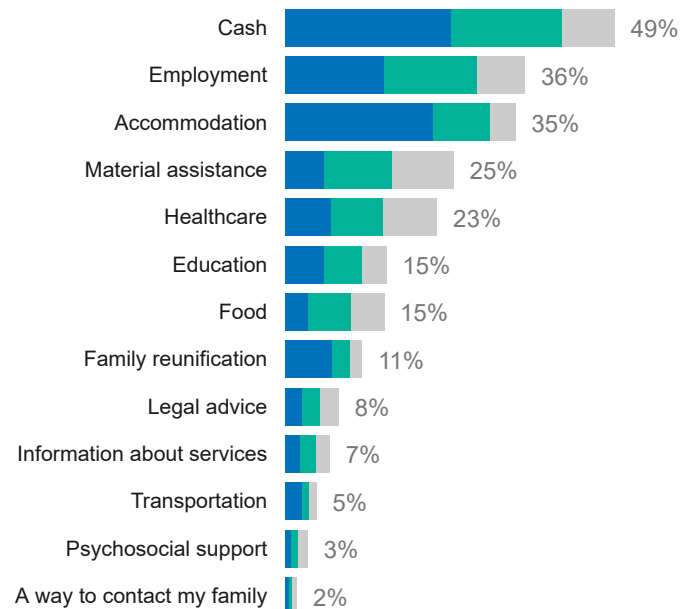


### Respondents with at least 1 family member at heightened risks

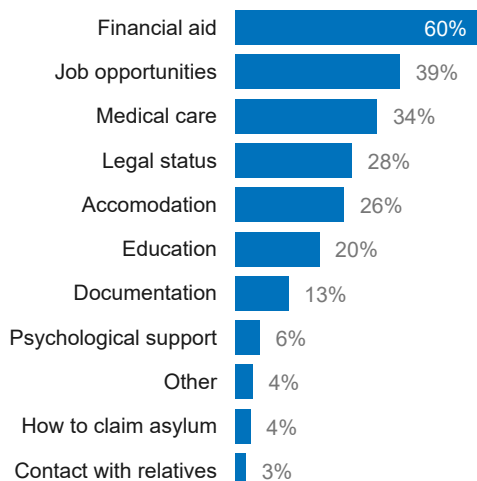


### Urgent needs\*

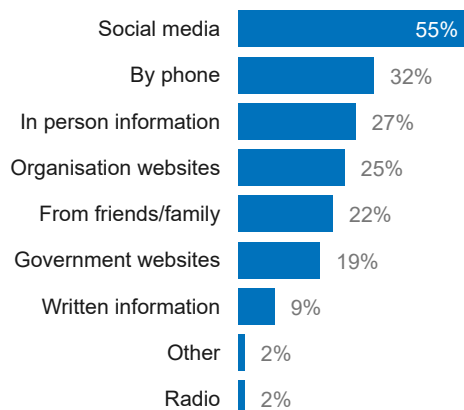
● 1st choice ● 2nd choice ● 3rd choice



### Information needs\*

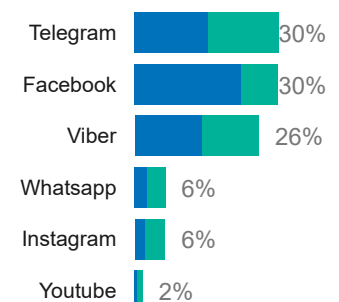


### Preferred information channel\*



### Preferred social media channel\*

● 1st choice ● 2nd choice



\* Multiple responses were possible, so percentages can go over 100% when added.

\*\* Due to rounding some percent totals do not add up to 100%.

Overview

Displacement patterns

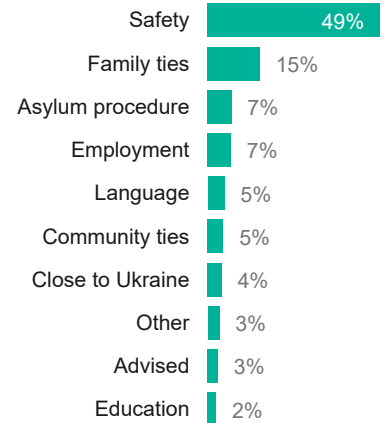
Situation in host country

Intentions

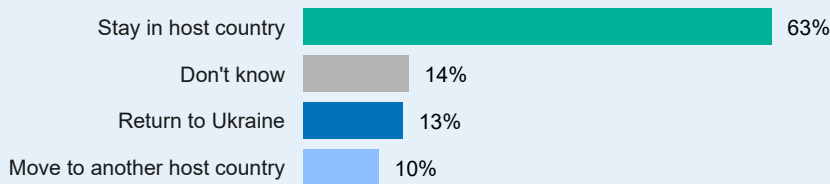
The large majority (**63%**) report plans to stay in their current host country in the near future, with safety, family ties, asylum procedure and employment as the main reasons. Only **13%** report plans to return to Ukraine in the near future, but **70%** are uncertain as to when exactly they would do so. The main reason behind intention to return is the perception that the situation has improved, followed by economic reasons and desire to go back home and reunite with family members. **10%** report plans to move to another host country and **14%** are uncertain about their plans.

**PLANNING TO STAY IN CURRENT HOST COUNTRY**

**Why: Reasons to stay**

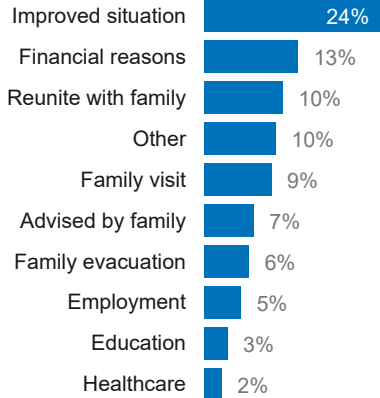


**Near future intentions**

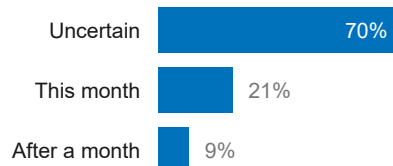


**PLANNING TO RETURN TO UKRAINE**

**Why: Top reasons to return**



**When**

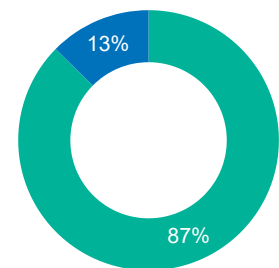


**Where: % returning to the same Oblast**

**88 %**

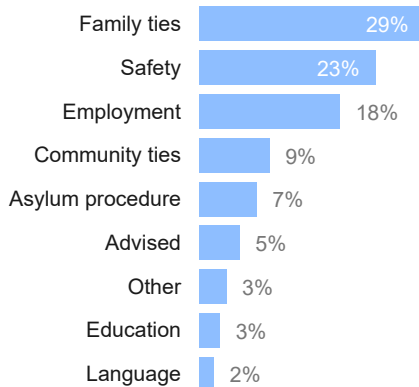
**Concerns about returning\***

Yes No

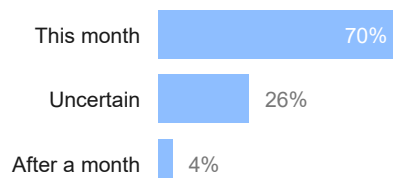


**PLANNING TO MOVE TO ANOTHER HOST COUNTRY**

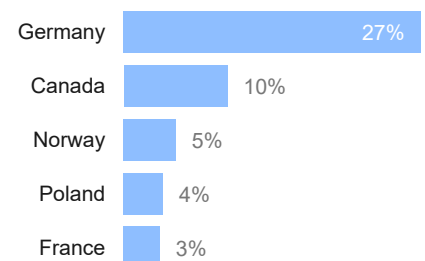
**Why: Top reasons to move**



**When**



**Where to: Top 5 destination**



\*The analysis in this section excludes respondents interviewed on the same day they were departing from their current host country

\*\* Due to rounding some percent totals do not add up to 100%.