

Overview

Displacement patterns

Situation in host country

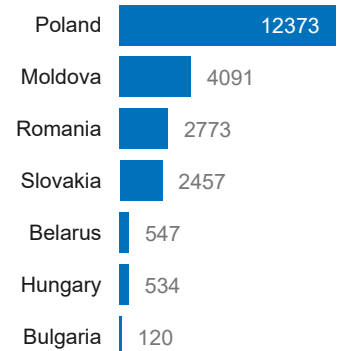
Intentions

To strengthen and promote an evidence-based protection response, UNHCR and its partners in Belarus, Bulgaria, Hungary, Republic of Moldova, Poland, Romania and Slovakia have been implementing a Protection Profiling and Monitoring exercise to regularly collect and analyze data about the profiles, needs and intentions of refugees from Ukraine and monitor changes over time. This dashboard presents the main results based on **23,054 interviews** conducted between **May and mid-August 2022**.

of respondents

23,054

Respondents by country



Methodology

Interviews have been conducted in border and transit locations (31%), reception and transit centres (21%), collective sites (8%), and assistance points in major cities (34%).

Trained enumerators from UNHCR and partners digitally collect the data through Kobo Toolbox, which is safely stored in UNHCR server.

While respondents are randomly selected to reduce bias, non-probability sampling is used and results cannot necessarily be extrapolated to the population of refugees from Ukraine as a whole. The results reflect refugees' situation and intentions at the time of data collection.

RESPONDENT PROFILE

99% of respondents are citizens of Ukraine. Most are women (**86%**), holding higher levels of education (**49%** with university or higher degrees and **27%** with vocational training) and with diverse professional experiences, particularly in services and trade related sectors.

Nationality

99 %

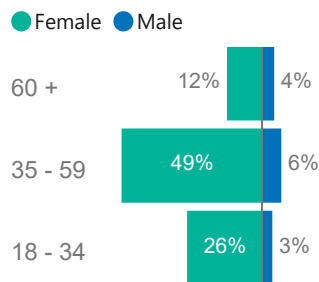
of respondents were Ukrainian nationals

Gender

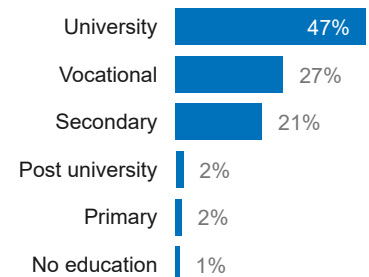
86 %

of respondents were females

Age group and gender



Education level

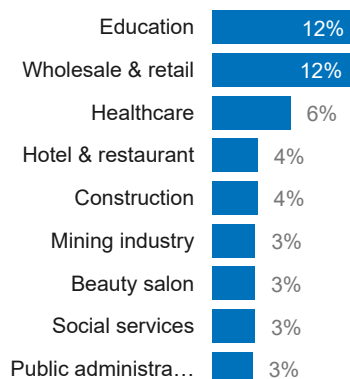


Acknowledgements

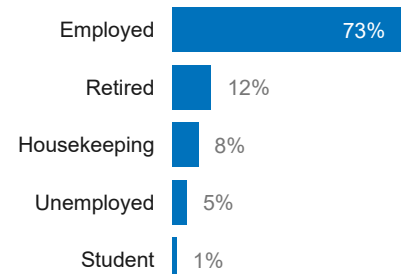
We are grateful for the extensive involvement and support of UNHCR's partners, in particular: COMIN Nitra, Human Rights League, IFRC, InterSOS, Law Center of Advocates (CDA), Mareena, People in Need, REACH, Romanian National Council for Refugees (CNRR) and Slovak Humanitarian Council.

We are also grateful for the support of local authorities, civil society, international organizations and donors. Most importantly, UNHCR would like to acknowledge the resilience and strength of refugees from Ukraine, who continue to share with us their challenges, fears and hopes.

Top occupational sectors



Employment status before leaving Ukraine



Published August, 2022

Overview

Displacement patterns

Situation in host country

Intentions

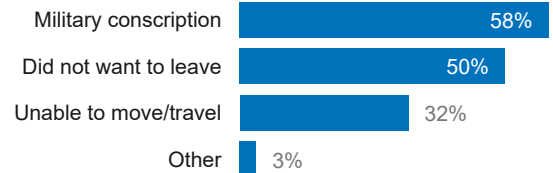
The majority of respondents (**80%**) are separated from some of their immediate family members, the primary reason being the restriction of freedom of movement for men due to martial law. Women and children represent **89%** of all family members that left Ukraine together and **12%** of family members are older persons. Among those who travelled accompanied, **5%** travelled with unrelated children.

More than half of respondents were forced to leave their place of origin between end-February and April 2022. The top three places of origin are **Odeska, Kharkivska** and **Kyiv City**. **17%** of respondents were displaced in Ukraine before leaving the country, and **25%** were not carrying an international biometric passport.

Family separation

80 % separated from other family members

Separation reasons

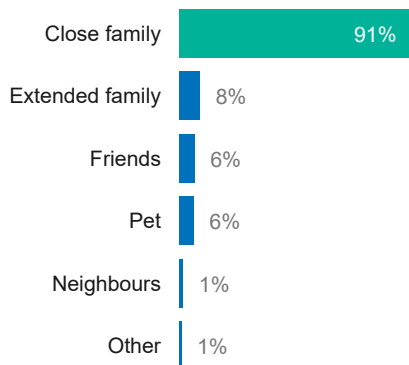


Travelling with*

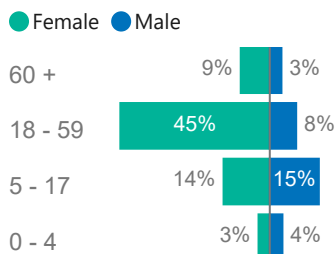
74 %

of respondents travelled accompanied

Among those who travelled accompanied, 91% were displaced with their immediate family.



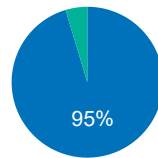
Immediate family age group and gender**



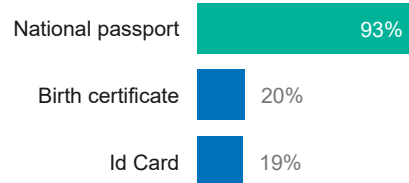
** including the respondent

Travelling with unrelated children

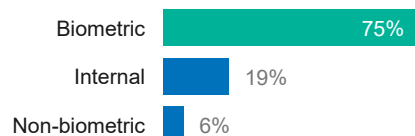
● No ● Yes



Documents carrying during travel*



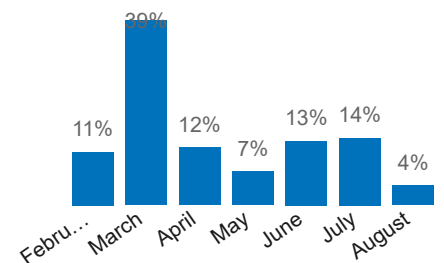
Passport type



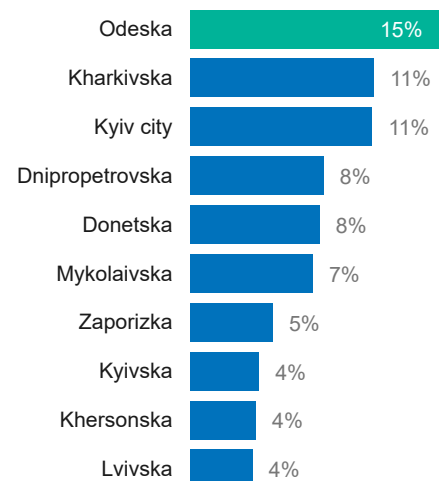
Internally displaced before leaving Ukraine

17 %

Date of departure



Top 10 places of origin



The boundaries and names shown and the designations used on this map do not imply official endorsement or acceptance by the United Nations.

* Multiple responses were possible, so percentages can go over 100% when added.

Overview

Displacement patterns

Situation in host country

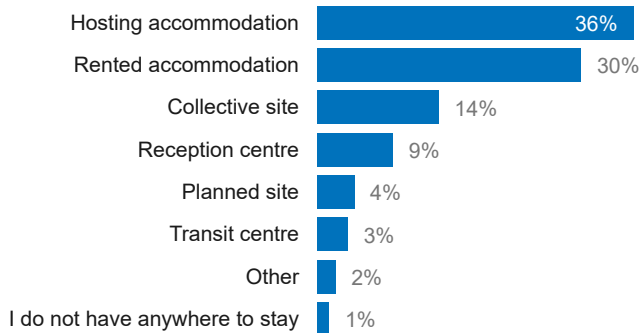
Intentions

The majority of respondents are staying in hosted or rented accommodation (66%), while 30% are still staying in collective sites, planned sites and reception or transit centres. 12% of respondents have relatives in their host country. The top three urgent needs reported by respondents are **cash**, **employment** and **accommodation**. Respondents report preferring to receive information on **financial aid services** and **work opportunities**, followed by **medical care** and **accommodation**.

Respondents with relatives in host country

12 %

Current accommodation

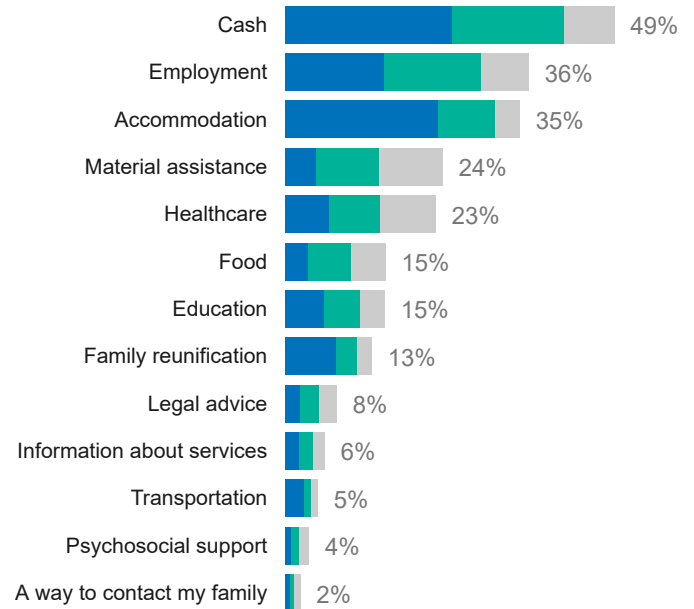


Respondents with at least 1 family member at heightened risks

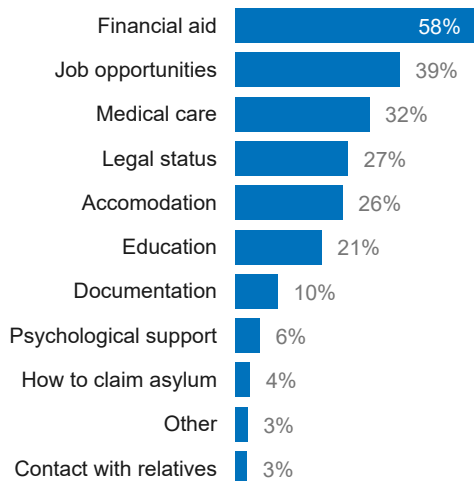


Urgent needs*

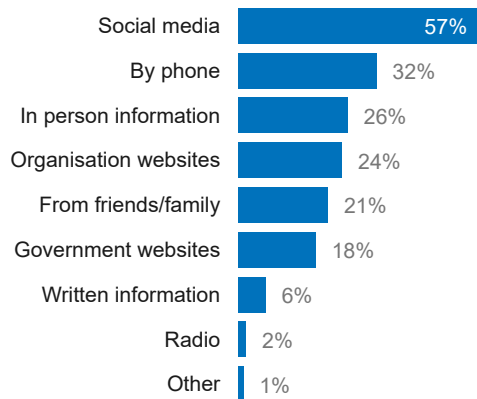
● 1st choice ● 2nd choice ● 3rd choice



Information needs*

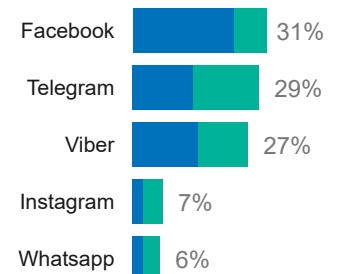


Preferred information channel*



Preferred social media channel*

● 1st choice ● 2nd choice



* Multiple responses were possible, so percentages can go over 100% when added.

Overview

Displacement patterns

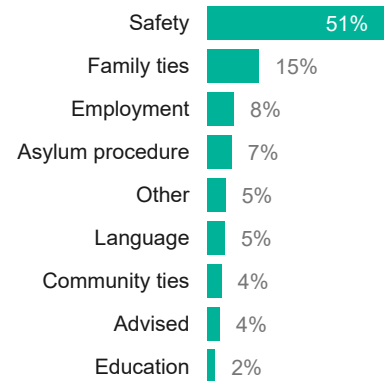
Situation in host country

Intentions

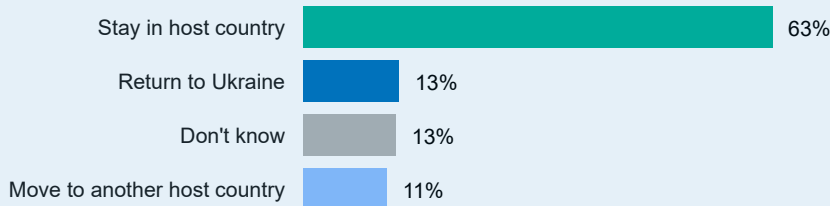
The large majority (**63%**) report plans to stay in their current host country in the near future, with safety, family ties and employment as the main reasons. Only **13%** report plans to return to Ukraine in the near future, but **64%** are uncertain as to when exactly they would do so. The main reason behind intention to return is the perception that the situation has improved, followed by economic reasons and desire to go back home and reunite with family members. **11%** report plans to move to another host country and **13%** are uncertain about their plans.

PLANNING TO STAY IN CURRENT HOST COUNTRY

Why: Reasons to stay

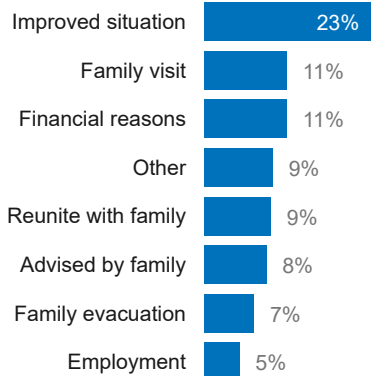


Near future intentions

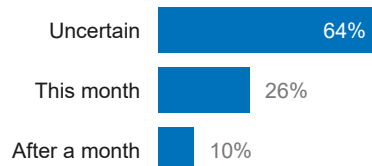


PLANNING TO RETURN TO UKRAINE

Why: Reasons to return



When

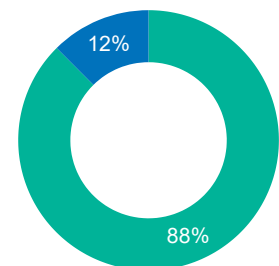


Where: % returning to the same Oblast

88 %

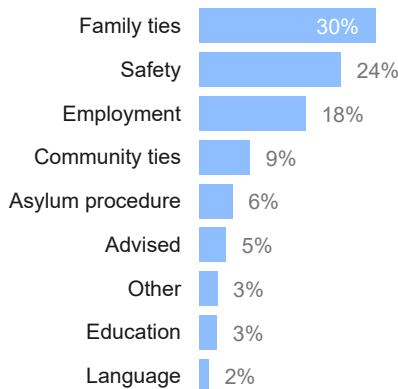
Concerns about returning*

● Yes ● No

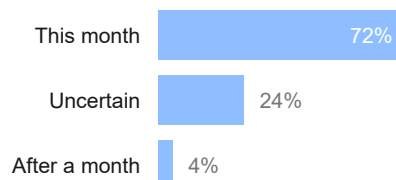


PLANNING TO MOVE TO ANOTHER HOST COUNTRY

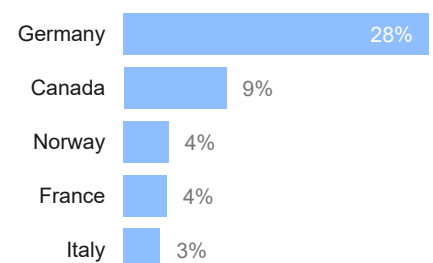
Why: Main reasons to move



When



Where to: Top 5 destination



* Multiple responses were possible, so percentages can go over 100% when added.
**The analysis in this section excludes respondents interviewed on the same day they were departing from their current host country