

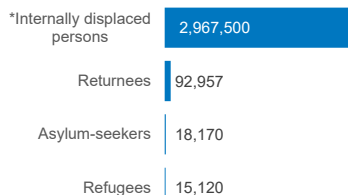
# Somalia

1 - 31 July 2022

In July, 124,256 new internal displacements were monitored by the UNHCR-led Protection and Returns Monitoring Network (PRMN). Drivers include drought related (83,518), conflict and insecurity (39,372) and others (1,366).

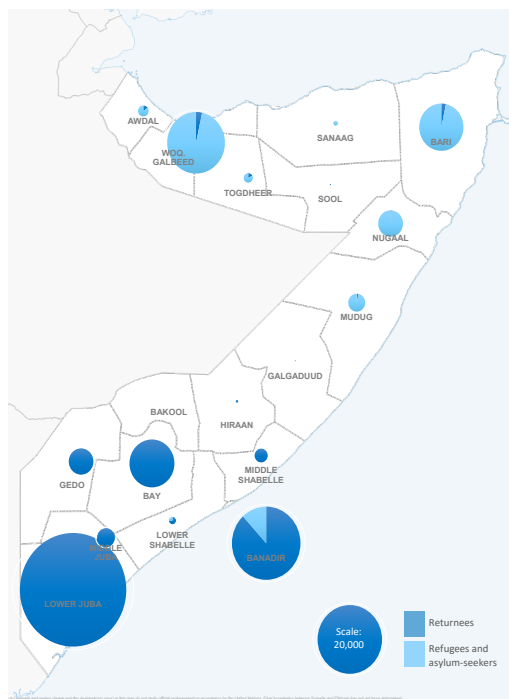
Bakool (34,503) received the highest number of displaced persons followed by Bay (33,440), while Banadir (17,033), and Gedo (17,003) regions also received relatively high numbers.

## Population of concern



\*Estimated internally displaced persons as of November 2020 (Source: Information Management Working Group)

Returnees, refugee and asylum seekers map



## Refugees & Asylum-Seekers

At the end of July 2022, there were 33,387 refugees and asylum-seekers registered in Somalia, mainly from Ethiopia (17,913 asylum seekers and 4,815 refugees), Yemen (9,247 refugees and asylum seekers) and Syria (1,030 refugees and 98 asylum seekers). The remaining 284 persons of concerns were from other countries.

## Refugee Returnees (2014 - 2022)

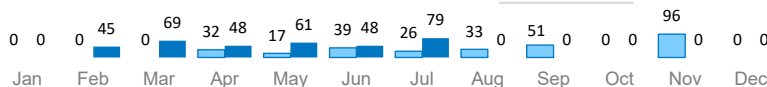
Since December 2014, 92,957 Somali refugees have voluntarily returned to Somalia with UNHCR assistance from different countries of asylum including Kenya, Yemen, Djibouti, Libya, Sudan and Eritrea. In addition, some 42,677 Somalis were monitored as arriving from Yemen since March 2015.

Region	Ethiopia	Yemen	Other
Woq. Galbeed	10,099	4,424	1,028
Bari	7,342	1,743	54
Nugaal	2,684	219	18
Mudug	1,299	35	20
Togdheer	188	124	35
Sanaag	89	18	4
Awdal	293	164	9
Banadir	12	2,428	239
Sool			
Middle Shabelle			
Lower Shabelle		70	
Other	722	19	5
<b>TOTAL</b>	<b>22,728</b>	<b>9,247</b>	<b>1,412</b>

Region	Kenya	Yemen	Other
Lower Juba	54,508	16	128
Banadir	15,836	4,120	885
Bay	9,655	83	22
Gedo	2,922	2	44
Middle Juba	1,539		1
Middle Shabelle	798	41	25
Lower Shabelle	104	79	2
Hiraan	42	6	22
Woq. Galbeed	18	527	344
Galgaduud	15		3
Nugaal	13	29	19
Other	365	513	231
<b>TOTAL</b>	<b>85,815</b>	<b>5,416</b>	<b>1,726</b>

Somali returnees from Kenya by month

Year	Total
<=2019	84,981
2020	190
2021	294
2022	350



Assisted spontaneous returnees from Yemen by month

Year	Total
<=2019	1,682
2020	329
2021	0
2022	0



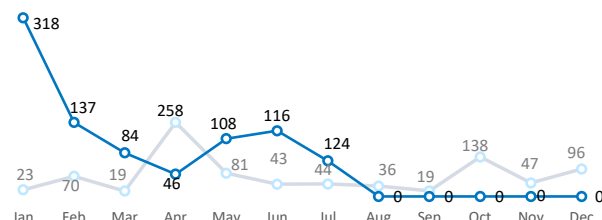
## Somalia Internal DISPLACEMENT

Displacements monitored by UNHCR Protection and Return Monitoring Network (PRMN)

### Monthly internal displacement (2021 - 2022)

(in thousands)

Year	People
2021	874,000
2022	933,000



### 2022 displacement reasons

Drought	758,000
Conflict/Insecurity	168,000
Other	8,000
Flood	
<b>Total</b>	<b>933,000</b>

### 2022 top arrival regions

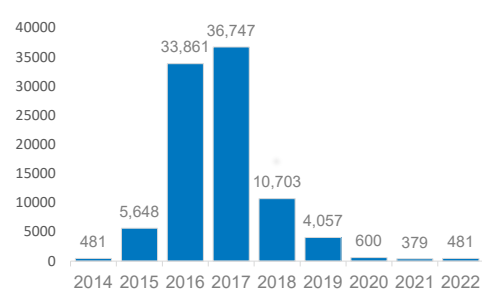
Banadir	262,000
Galgaduud	203,000
Mudug	109,000
Gedo	87,000
Bay	62,000
Togdheer	54,000
Bakool	44,000
Lower Juba	24,000
Other	88,000
<b>Total</b>	<b>933,000</b>

### July 2022 displacement reasons

Drought	84,000
Conflict/Insecurity	39,000
Other	1,000
<b>Total</b>	<b>124,000</b>

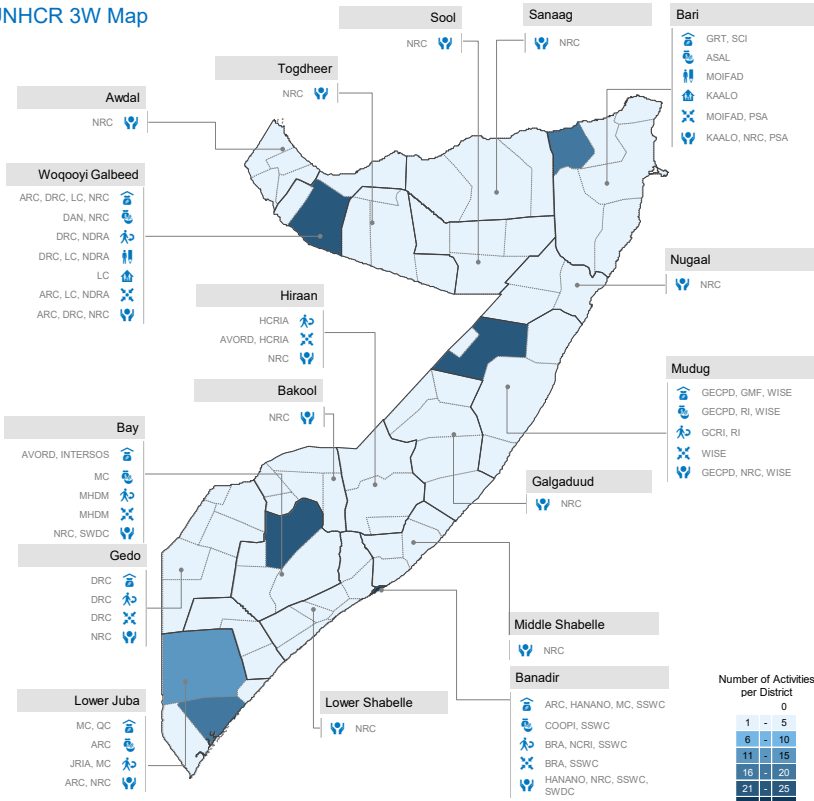
### July 2022 top arrival regions

Bakool	35,000
Bay	33,000
Banadir	17,000
Gedo	17,000
Bari	8,000
Middle Shabelle	3,000
Lower Shabelle	3,000
Lower Juba	2,000
Other	6,000
<b>Total</b>	<b>124,000</b>



# Somalia

UNHCR 3W Map



Number of activities by region and category

	Water	Food	Shelter	Health	Education	Protection	Other
Awdal	44	2	4			50	
Bakool	100						
Banadir	38		9	6		47	
Bari	6	2	6	15		70	1
Bay	100						
Galgaduud	98					2	
Gedo	92		1			7	
Hiraan	82		18				
Lower Juba	93		7				
Lower Shabelle	9			12		44	36
Middle Juba	100						
Middle Shabelle	2	78	19			1	
Mudug	58		3	2		30	6
Nugaal	35		1	19		45	
Sanaag	82	1				12	4
Sool	67		20			13	
Togdheer	39			51		10	
Woq. Galbeed	19	14				67	

Category

Sub-category

Category	Sub-category
BASIC NEEDS AND ESSENTIAL SERVICES	Water, Transport, Cash Grants, Core Relief Items, Education, Health
LEADERSHIP, COORDINATION AND PARTNERSHIPS	Cluster Coordination - Protection, Shelter, CCOM
FAVOURABLE PROTECTION ENVIRONMENT	Facility Rehabilitation, Equipment, Peaceful Coexistence
FAIR PROTECTION PROCESSES AND DOCUMENTATION	Registration, Profiling, Civil Documentation
DURABLE SOLUTIONS	Return Assistance, Transit Center, Counseling
SECURITY FROM VIOLENCE AND EXPLOITATION	Legal Protection, SGBV Prevention & Response, Material Assistance, PRMN
COMMUNITY EMPOWERMENT, SELF RELIANCE AND SELF MANAGEMENT	Cash Grants, Employment, Business, Vocational Training
LOGISTICS AND OPERATIONS SUPPORT	PDM, Warehouse Management, Transport

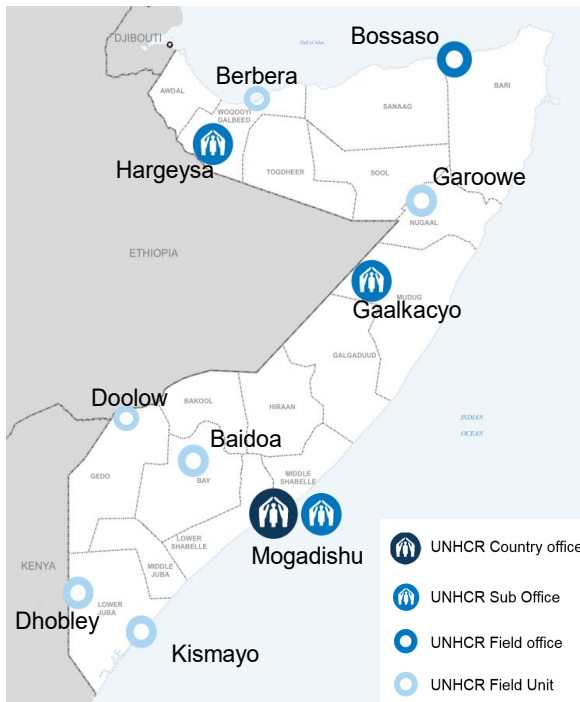
## UNHCR Presence

### Staff

119 National Staff  
 46 International Staff  
 32 Affiliate Workforce

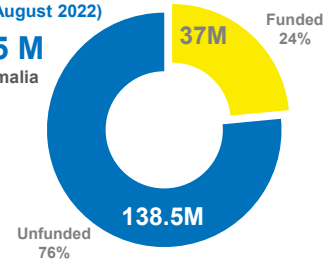
### Offices

1 Country Office in Mogadishu  
 3 Sub-Offices in Gaalkacyo, Hargeysa and Mogadishu  
 1 Field Office in Bossaso  
 6 Field Units in Baidoa, Dhobley, Garoowe, Kismayo, Berbera and Doolow  
 1 Support Office in Nairobi



Funding (as of 3 August 2022)

**USD 157.5 M**  
 requested for Somalia



## UNEARMARKED CONTRIBUTIONS | USD

Sweden 99.3 million | Norway 72.5 million | Netherlands 37.2 million | Denmark 35.6 million | Private donors Japan 31.7million  
 Republic of Korea 19.5 million Germany 27 million | France 18.5 million Switzerland 18.4 million | Spain 32.7 million | United Kingdom 28.1 million | Belgium 11.9 million | Ireland 11.8 million

Algeria | Armenia | Azerbaijan | Bulgaria| Canada| Costa Rica | Estonia | Finland | Iceland | Kuwait | Liechtenstein | Lithuania | Luxembourg | Monaco | Montenegro | Peru | Philippines | Qatar |

## Contact

**Magatte Guisse**, Representative, Somalia  
 guisse@unhcr.org, Cell: +252 611 634 665

## Links

[Somalia: Global Focus](#) - [Somalia: Information sharing portal](#) - [UNHCR Somalia](#) - [@UNHCRSom](#) - [Facebook: UNHCR Somalia](#) - [Somalia internal displacement](#)

UNHCR is grateful for the generous contributions of donors who have directly contributed to the UNHCR Somalia operation in 2022

