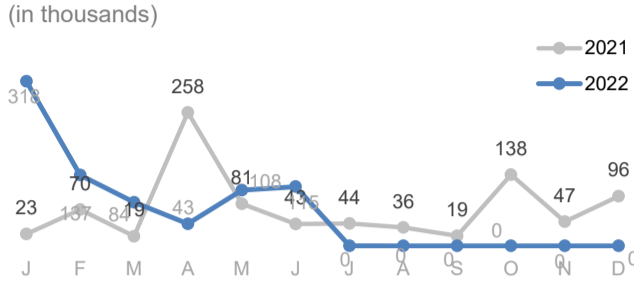


View the interactive dashboard here: <https://unhcr.github.io/dataviz-somalia-prmn/index.html>

TOTAL DISPLACEMENTS

115,000 in June
805,000 (Jan - June 2022)
874,000 (Jan - Dec 2021)

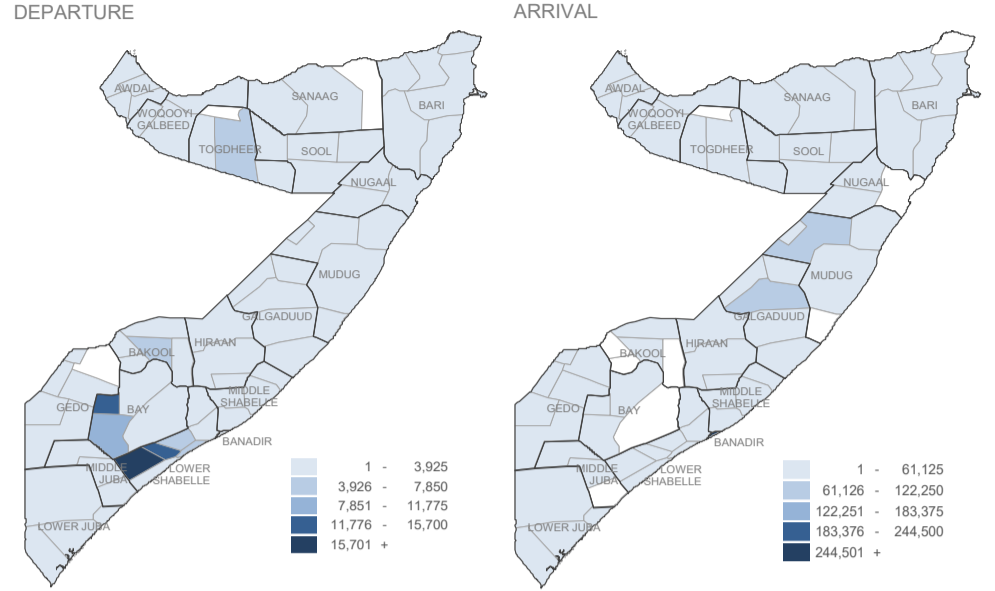
The UNHCR-led PRMN implemented in partnership with NRC reported 114,606 new internal displacements in the month of June 2022. Of these, 112,448 were triggered by drought or lack of livelihood while 1,321 were related to conflict / insecurity and 837 were displaced due to other reasons.



BY REGION (June 2022)

DEP	ARR
Hiraan	2,710 2,250
Lower Shabelle	111,440 12,170
Middle Shabelle	13,890 8,520
Gedo	27,290 69,500
Bay	184,290 28,110
Bari	12,330 13,820
Lower Juba	13,770 21,250
Galgaduud	196,760 199,000
Mudug	110,500 106,900
Bakool	37,250 9,390
Sanaag	8,640 6,800
Middle Juba	9,410 6,900
Banadir	3,340 244,580
Awdal	3,370 3,370
Togdheer	54,210 53,930
Sool	9,710 13,910
Nugaal	5,410 3,540
Woq. Galbeed	330 710

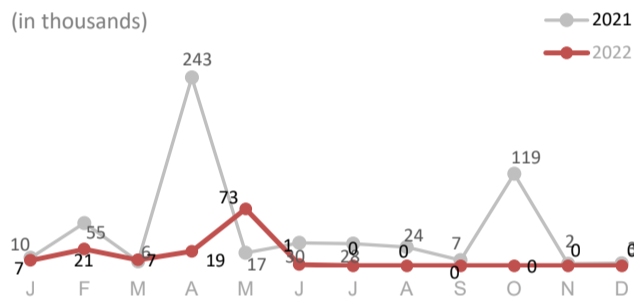
BY DISTRICT (June 2022)



CONFLICT / INSECURITY DISPLACEMENTS

1,000 in June
129,000 (Jan - June 2022)
544,000 (Jan - Dec 2021)

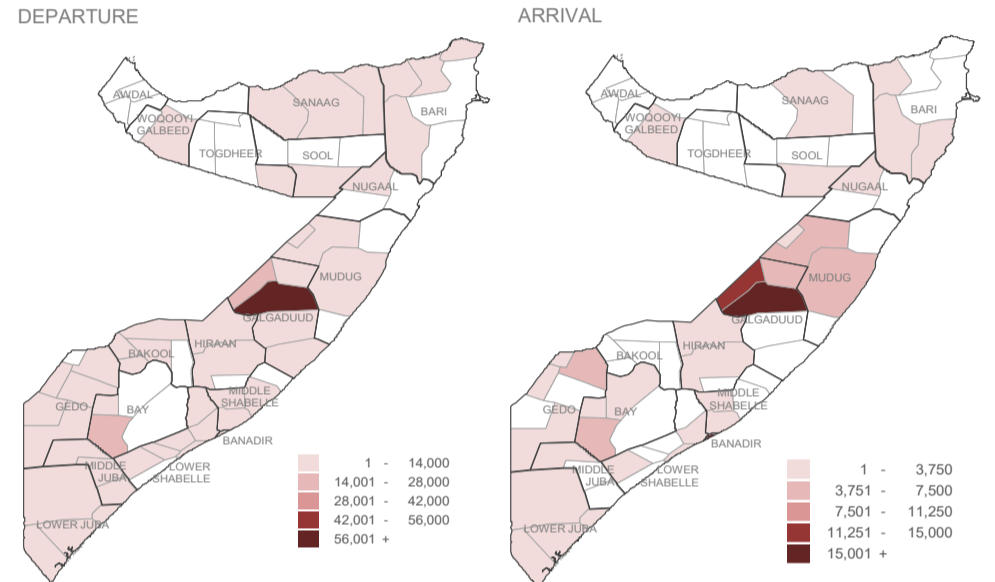
Major displacements in June occurred in Lower Shabelle (578), Galgaduud (288) and Middle Shabelle (107) regions particularly due to military offensive activities.



BY REGION (June 2022)

DEP	ARR
Lower Shabelle	4,910 290
Bay	20,410 5,330
Galgaduud	75,410 5,060
Gedo	4,420 5,060
Bakool	5,520 1,610
Lower Juba	950 780
Sool	100 120
Sanaag	240 640
Middle Juba	400 20
Togdheer	20 9,460
Mudug	9,780 200
Banadir	200 60
Middle Shabelle	5,500 110
Hiraan	100 890
Bari	60 160
Nugaal	890 0
Awdal	0 0
Woq. Galbeed	0 0

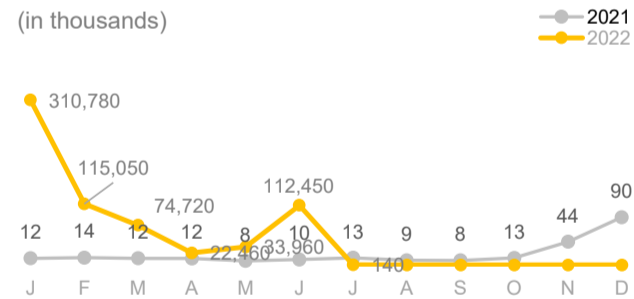
BY DISTRICT (June 2022)



DROUGHT RELATED DISPLACEMENTS

112,000 in June
670,000 (Jan - June 2022)
245,000 (Jan - Dec 2021)

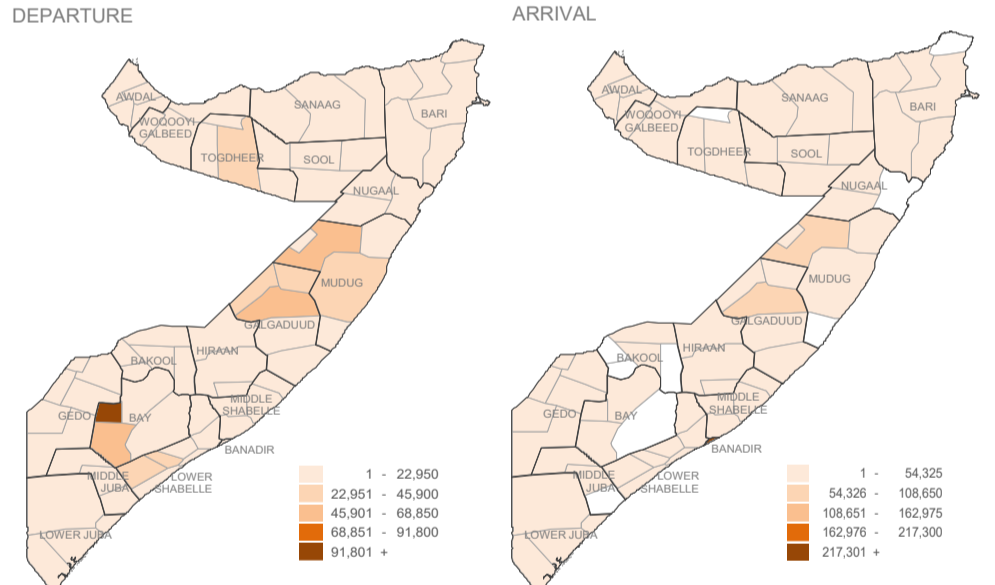
The highest displacements in June owing to drought were recorded in Lower Shabelle (46,270), Bay (26,231) and Bakool (8,788) regions.



BY REGION (June 2022)

DEP	ARR
Bay	163,680 22,710
Bari	11,820 13,310
Sanaag	7,990 6,270
Bakool	31,710 9,390
Awdal	3,300 3,300
Sool	8,980 12,590
Gedo	22,770 64,300
Lower Shabelle	106,520 11,880
Mudug	98,680 95,530
Togdheer	54,080 53,670
Hiraan	2,600 2,180
Nugaal	3,140 2,290
Lower Juba	12,460 19,170
Woq. Galbeed	290 510
Middle Juba	8,900 6,120
Banadir	3,120 217,370
Middle Shabelle	8,290 6,140
Galgaduud	121,260 122,830

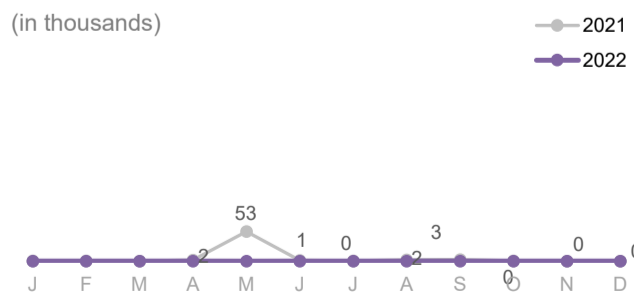
BY DISTRICT (June 2022)



FLOOD DISPLACEMENTS

0 in June
56 (Jan - June 2022)
62,100 (Jan - Dec 2021)

For the month of June, there were no displacements registered as a result of floods.



BY REGION (June 2022)

DEP	ARR
Hiraan	10 10
Lower Shabelle	20 0
Middle Shabelle	0 0
Gedo	0 0
Lower Juba	0 0
Bari	0 0
Mudug	0 0
Banadir	0 20
Middle Juba	0 0
Galgaduud	0 0
Bakool	0 0
Bay	0 0
Awdal	36 36
Sool	0 0
Woq. Galbeed	0 0
Sanaag	0 0
Togdheer	0 0
Nugaal	0 0

PRIORITY NEED ON ARRIVAL (June 2022 in %)

Region	Food	Water	Shelter	Health	Transport	Other
Awdal	27	6	2	63	1	1
Bakool	100	0	0	0	0	0
Banadir	27	2	1	53	16	1
Bari	11	12	8	67	1	1
Bay	100	0	0	0	0	0
Galgaduud	94	6	0	1	0	0
Gedo	82	7	0	10	0	0
Hiraan	91	9	0	0	0	0
Lower Juba	91	8	1	0	0	0
Lower Shabelle	15	15	3	5	41	21
Middle Juba	100	0	0	0	0	0
Middle Shabelle	1	3	9	1	86	0
Mudug	60	8	2	21	3	6
Nugaal	18	40	3	38	1	0
Sanaag	67	2	1	25	4	0
Sool	72	0	0	27	0	0
Togdheer	42	15	0	43	0	0
Woq. Galbeed	28	5	0	67	0	0

AGE & GENDER (2022)*

Age Group	Female	Male
0-4	12%	11%
5-11	11%	13%
12-17	9%	9%
18-59	16%	13%
60+	2%	3%

Women & children 83%

* disaggregated data for displaced persons are based on those displacement reports where data has been collected at household level

NEED	Percentage
Food	27%
Water	6%
Shelter	2%
Health	63%
Transport	1%
Other	1%
Protection	11%
Livelihood	13%
Humanitarian Aid	9%

About PRMN

The PRMN (Protection & Return Monitoring Network) is a UNHCR-led project which identifies and reports on displacements (including returns) of populations in Somalia. The network also identifies and reports on protection risks and incidents underlying such movements. Only figures collected by PRMN are reported above. Not all displacements in Somalia are captured. This dashboard should be read in conjunction with the Notes on PRMN Methodology (<https://data2.unhcr.org/en/documents/details/53888>) which outline the approach and certain limitations. The figures shown are for numbers of individuals and are based on interviews with key informants and/or displaced households at destination (unless otherwise noted). Further information and datasets available on request use contact below.

Partner



UNHCR is grateful for the generous contributions of donors who have directly contributed to the UNHCR Somalia operation in 2022

