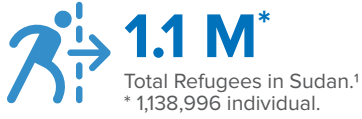
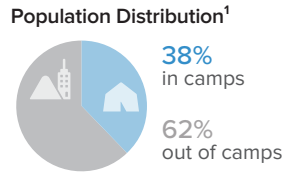


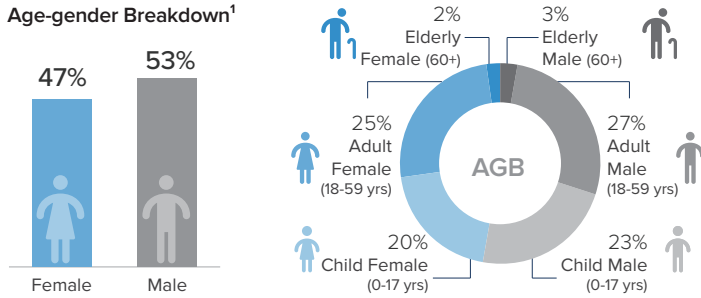
Refugees



17.3 K are persons with disabilities.¹
¹ as of 31 May 2022

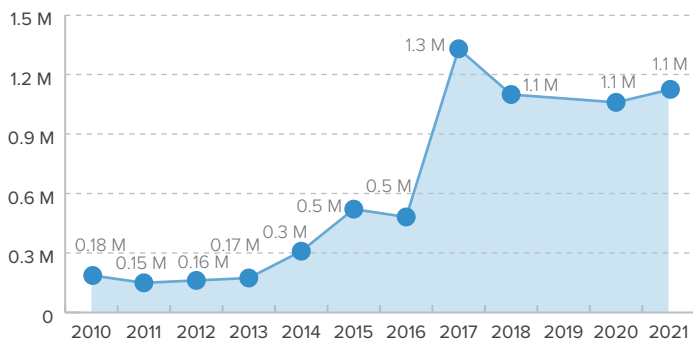


Age-gender Breakdown¹



Data Source: CoR, UNHCR

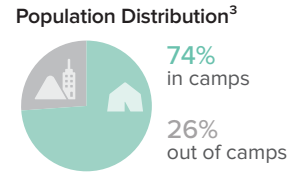
Refugees Trend by Year (Since 2010)¹



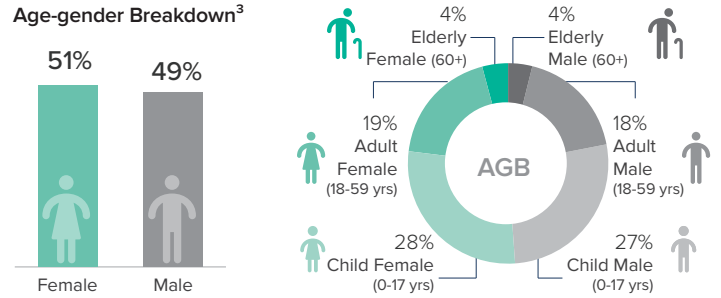
IDPs



74% Living in formal camps.³
² Data based on HNO 2021 (July 2021)
³ Data based on IOM DTM Sudan mobility tracking round two (August 2021)



Age-gender Breakdown³



Data Source: UNHCR, IOM, OCHA

IDPs Trend by Year (Since 2010)³

