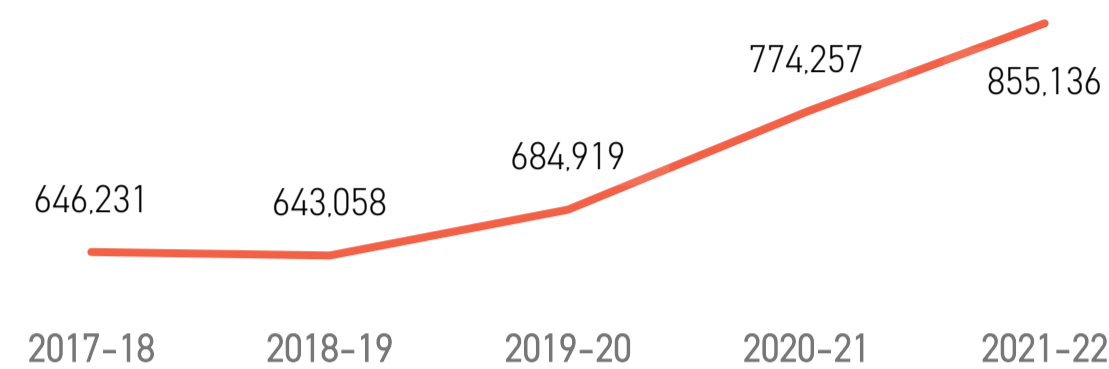


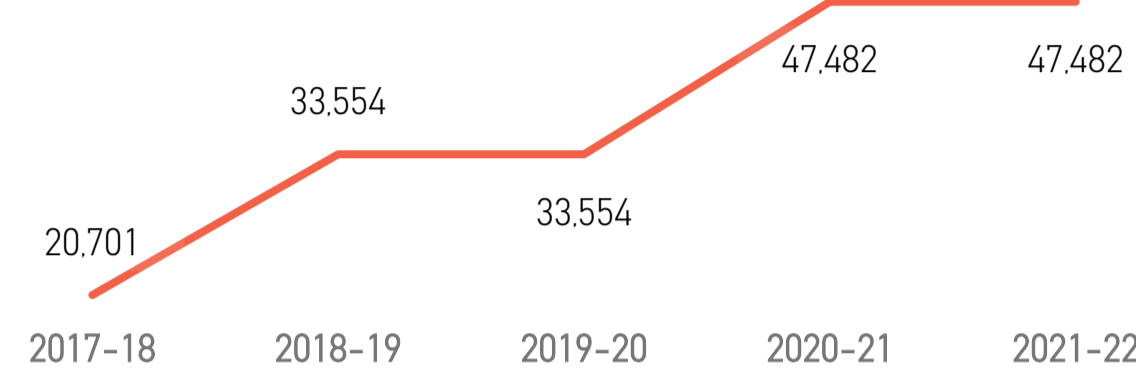


## STATISTICS OF EDUCATION OPPURTUNITIES PROVIDED TO SYRIAN STUDENTS UNDER TEMPORARY PROTECTION

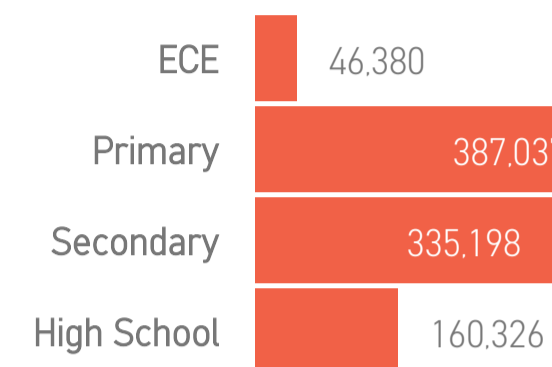
### Enrolment in Formal Education



### Enrolment in Higher Education



### Breakdown by Level



## OBJECTIVE 1: INCREASE ACCESS TO FORMAL, NON-FORMAL, INFORMAL, AND HIGHER EDUCATION PROGRAMMES

# 58,578

# of children enrolled in all forms... early childhood education

73%

27%

# 855,136

# of children enrolled in formal education

98%

# 6,895

# of children provided with accredited non-formal education

22%

78%

# 5,322

# of children enrolled in informal non-accredited education

25%

75%

# 2,105

# of students receiving higher education scholarships and cash grants

85%

# 44,387

# of individuals received life-skills and citizenship education

26%

74%

## OBJECTIVE 1: VULNERABLE REFUGEE CHILDREN HAVE ACCESS TO SOCIAL PROTECTION

# 0

# of children benefiting from conditional cash transfer for education

100%

# 6,520

# of refugee children provided with transportation to school

100%

## SECTOR STATISTICS

### Gross Enrolment Rate for Formal Education



# \$237,060,326

Total Appeal for 2022

## OBJECTIVE 2: ENHANCE THE QUALITY OF EDUCATION OPPORTUNITIES

# 2,813

# of teachers and education personnel provided with incentives

69%

31%

# 514

# of teachers and education personnel trained including on remote learning

99%

## ACTIVITIES TO ENHANCE ACCESS TO EDUCATION AND IMPROVE EDUCATIONAL QUALITY

# 0

# of children receiving case management support for enrolment

# 0

# of children receiving school supplies

# 9,300

# of children benefitting from constructed, established or rehabilitated classrooms

Legend

● % of 3RP Progress ● % of Gap against 3RP Targets

Sources: MoNE, YOK, ActivityInfo, Education Sector