

Context & Methodology

More than 4.7 million refugees have fled Ukraine since the escalation of conflict on 24 February 2022. From among them, 326,244 have been displaced to Slovakia (UNHCR). The number of people crossing has fluctuated in the days since the escalation, and it can be anticipated that it will vary with the intensity and geography of conflict in the next days or weeks.

To understand the drivers of displacement and intentions of refugees, 619 interviews were conducted with people crossing from Ukraine into Slovakia. Interviews were conducted at border checkpoints and reception centers, and began on 4 March. This factsheet includes cumulative responses from 4 March to 12 April. Following this data collection, select interviewees will be contacted for long-form qualitative interviews to gain a longitudinal understanding of their experience of displacement.

Interviewees were selected purposively to gain a broader understanding of experiences and intentions, and results should therefore be considered indicative.

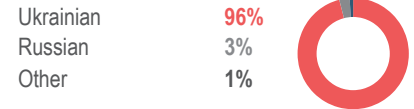
The data collection tool was modified after the deployment and therefore the sample size differs for certain questions; for some of them, the sample size is provided.

Demography

Gender of the respondent



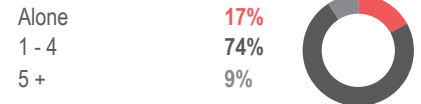
Nationality of the respondent



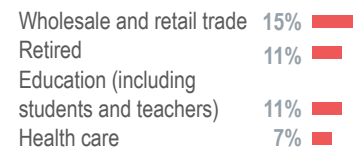
Respondents reporting travelling with the following population groups¹

| | |
|----------------------------------|-----|
| Children 0-5 years of age | 24% |
| Children 6-18 years of age | 56% |
| Elderly (65+ years of age) | 16% |
| Pregnant and lactating women | 2% |
| Persons with disabilities | 12% |
| Unaccompanied/separated children | 2% |

Number of people traveling with respondents



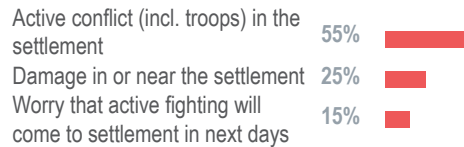
Most reported pre-displacement employment status of respondents²



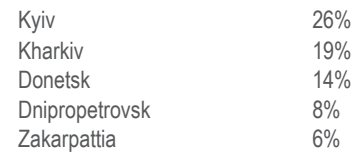
Origins and Arrivals

100% of respondents reported holding a passport

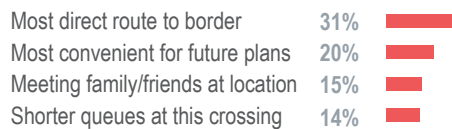
Reasons for leaving the area of origin^{1,3}




Most frequent regions (oblasts) of origin⁴



Reason for selecting border crossing²

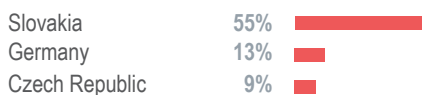


Most frequently reported modalities of border crossing²



Intentions


Top 3 intended destination countries of respondents



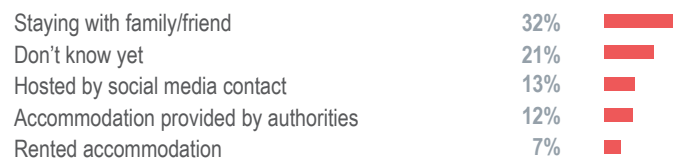
69% of respondents intending to stay in Slovakia plan to stay in the country as long as conflict in Ukraine continues

13% of respondents intending to stay in Slovakia don't know how long they will stay in the country

Reported drivers for selection of destination country by respondents^{1,2}



Reported accommodation type in destination country by respondents



¹Multiple responses permitted. The sum might exceed 100%. ² Top four choices indicated by respondents. ³ Top three choices indicated by respondents. ⁴ Top five choices indicated by respondents.