

# HUMANITARIAN NEEDS OVERVIEW

## IRAQ

HUMANITARIAN  
PROGRAMME CYCLE  
2022

ISSUED MARCH 2022





# About

This document is consolidated by OCHA on behalf of the Humanitarian Country Team and partners. It provides a shared understanding of the crisis, including the most pressing humanitarian needs and the estimated number of people who need assistance. It represents a consolidated evidence base and helps inform joint strategic response planning.

The designations employed and the presentation of material in the report do not imply the expression of any opinion whatsoever on the part of the Secretariat of the United Nations concerning the legal status of any country, territory, city or area or of its authorities, or concerning the delimitation of its frontiers or boundaries.

## PHOTO ON COVER

A Mosul resident welcomes Danish Refugee Council (DRC) staff to the Old City, Mosul, Ninewa, 2021 © Harald Mundt, DRC

## Get the latest updates



OCHA coordinates humanitarian action to ensure crisis-affected people receive the assistance and protection they need. It works to overcome obstacles that impede humanitarian assistance from reaching people affected by crises, and provides leadership in mobilizing assistance and resources on behalf of the humanitarian system.

[www.unocha.org/iraq](http://www.unocha.org/iraq)

[www.twitter.com/ochairaq](https://www.twitter.com/ochairaq)

## Humanitarian RESPONSE

Humanitarian Response aims to be the central website for Information Management tools and services, enabling information exchange between clusters and IASC members operating within a protracted or sudden onset crisis.

[www.humanitarianresponse.info/en/operations/iraq](http://www.humanitarianresponse.info/en/operations/iraq)



Humanitarian InSight supports decision-makers by giving them access to key humanitarian data. It provides the latest verified information on needs and delivery of the humanitarian response as well as financial contributions.

<https://hum-insight.info/plan/1035>



The Financial Tracking Service (FTS) is the primary provider of continuously updated data on global humanitarian funding, and is a major contributor to strategic decision making by highlighting gaps and priorities, thus contributing to effective, efficient and principled humanitarian assistance.

<https://fts.unocha.org/countries/106/summary/2022>



The Humanitarian Data Exchange (HDX) is an open platform for sharing data across crises and organizations. The goal of HDX is to make humanitarian data easy to find and use analysis.

<https://data.humdata.org/group/irq>

# Table of Contents

---

<b>04</b>	<b>Summary of Humanitarian Needs and Key Findings</b>
<b>12</b>	<b>Part 1: Impact of the Crisis and Humanitarian Conditions</b>
13	1.1 Context of the Crisis
19	1.2 Shocks and Impact of the Crisis
35	1.3 Scope of Analysis
37	1.4 Humanitarian Conditions, Severity and People in Need
61	1.5 Number of People in Need
<b>63</b>	<b>Part 2 Risk Analysis and Monitoring of Situation and Needs</b>
64	2.1 Risk Analysis
67	2.2 Monitoring of Situation and Needs
<b>70</b>	<b>Part 3 Sectoral Analysis</b>
76	3.1 Camp Coordination and Camp Management
78	3.2 Education
81	3.3 Emergency Livelihoods
83	3.4 Food Security
86	3.5 Health
89	3.6 Protection
95	3.7 Shelter and Non-Food Items
98	3.8 Water, Sanitation and Hygiene
<b>100</b>	<b>Part 4 Annexes</b>
101	4.1 Data Sources
107	4.2 Methodology
121	4.3 Information Gaps and Limitations
124	4.4 Intersectoral Analysis Framework for the 2022 Iraq HNO
128	4.5 Intersectoral PIN, Acute PIN and Severity by District
130	4.6 Acronyms
132	4.7 End Notes

# Summary of Humanitarian Needs and Key Findings

## Current figures

PEOPLE IN NEED

**2.5M**

TREND (2016-2022)



WOMEN \*

**28%**

CHILDREN

**45%**

WITH DISABILITY

**15%**



### NINEWA, IRAQ





Children answering questions during a mine risk education session, Jad'ah IDP camp, 2021 © Noe Falk Nielsen, HAMAP-Humanitaire







## Severity of needs \*\*






### By Population Group

POPULATION GROUP	PEOPLE IN NEED
In-Camp IDPs	180K 
Out-of-Camp IDPs	549K 
Returnees	1.7M 
Total	2.5M 




### By Gender \*

GENDER	PEOPLE IN NEED	% PIN
Boys	550K 	22%
Girls	543K 	22%
Men	676K 	28%
Women	685K 	28%

### By Condition & Gender

CONDITION	BY GENDER (FEMALE/MALE)
Internally Displaced Persons	51 / 49 
Returnees	49 / 51 
Persons with disabilities	50 / 50 

### By Age

AGE	PEOPLE IN NEED	% PIN
Children (0-17)	1.1M 	45%
Adults (18-59)	1.3M 	51%
Older persons (60+)	96K 	4%

\* All individuals aged 0 - 17 years are children (boys and girls) and 18 years and above are classified as men and women.

\*\* To measure the severity of humanitarian conditions (the degree of harm brought by all combined humanitarian consequences) and to estimate people in need (PIN), the 2022 HNO analyzed and categorized needs along a five-point severity scale: none or minimal (1), stress (2), severe (3), extreme (4), and catastrophic (5). Households evaluated as having needs falling in the severity category 4 and 5 are considered to be households in acute need.

## Context, Shocks/Events and Impact of the Crisis

As Iraq enters 2022, the humanitarian context is paradoxical and evolving. Many gains and positive developments continue to gain strength, slowly bringing millions previously affected by the Islamic State of Iraq and the Levant (ISIL) and related counter-military operations back towards parity with other Iraqis. Yet, simultaneously, humanitarian needs and displacement remain stubbornly persistent for a relatively small but deeply vulnerable portion of the population.

It has been eight years since the first emergence of ISIL. The intervening years have been filled with horrific suffering, widespread destruction, the fraying of a diverse social tapestry, and the internal displacement of some 6 million Iraqis. More recently, these years have given way to a new – albeit tenuous – hope for the future, as the country progresses towards recovery.

Since the conclusion of formal military operations against ISIL in 2017, significant reconstruction and rehabilitation efforts have restored roads, reopened local markets, restarted public water and electricity, and rebuilt housing, health facilities and schools. Approximately 4.9 million previous displaced Iraqis have returned to their home districts. Early parliamentary elections were successfully held in October 2021. In September 2021, the United Nations (UN) and the Government of Iraq (GoI) signed the first Sustainable Development Cooperation Framework. The impact of the twin shocks experienced in 2020 from the COVID-19 pandemic and plummeting oil prices began to subside, due to the lifting of most COVID-19 preventative measures and the increase in oil prices. Iraq's economy is now growing, and many jobs have been regained.

Yet the humanitarian situation of millions of currently and formerly internally displaced Iraqis has not seen significant changes since the publication of the 2021 Humanitarian Needs Overview (HNO). Of the 6.1 million people who were displaced between 2014 and 2017, about 19 per cent (1.2 million people) remain internally displaced; of these, 67 per cent were displaced during the first 15 months of the crisis. Between December

2020 and September 2021, the number of internally displaced persons (IDPs) in Iraq only declined by about 35,000 people.<sup>1</sup> Key barriers to ending displacement include eroded national social cohesion, extensive explosive ordnance (EO) contamination, and incomplete restoration of housing, basic services and livelihoods opportunities in areas affected by ISIL. Nearly all of those still displaced originate from just 25 districts in formerly ISIL-affected areas. Half originate from just four districts: Al-Mosul, Sinjar, Al-Baaj and Telafar districts in Ninewa Governorate.

Hundreds of villages, especially in Ninewa, Diyala and Erbil (Makhmour), are yet to see any of those displaced during the ISIL crisis return; in other locations especially in Sinjar and Al-Mosul districts in Ninewa Governorate, in Al-Kaim and Al-Ramadi districts in Al-Anbar, as well as in Tooz Khurmato District in Salah Al-Din, many of those who tried to return failed and had to re-displace due to limited rehabilitation and recovery or social tensions and insecurity; and in some areas, primarily in the governorates of Babil, Salah Al-Din (Balad District), Al-Anbar (Al-Kaim District) and Diyala (Al-Muqaddiya District), some IDPs have been blocked from returning due to issues related to security or documentation. Those who have returned home continue to struggle with limited access to services and livelihoods, amid high levels of social, political and security tensions.

## Scope of Analysis

The 2022 Iraq HNO focuses on the humanitarian needs of the people displaced by the 2014-2017 ISIL attacks and subsequent military operations to defeat them. The analysis covers all districts in Iraq that were either directly impacted by the crisis or which host IDPs and returnees, namely in the governorates of Al-Anbar, Baghdad, Diyala, Duhok, Erbil, Kirkuk, Ninewa, Salah Al-Din and Al-Sulaymaniyah.

Given the accelerated efforts towards durable solution, including the development of a durable solutions framework and coordination architecture and the launching of the United Nations Sustainable Development Cooperation Framework (UNSDCF), and cognizant that many of the remaining challenges



require long-term structural solutions beyond the humanitarian response, the humanitarian community in Iraq has revised its approach to humanitarian needs analysis for the 2022 HNO.

### **Prioritized Definition of Humanitarian Needs for 2022**

- Focus on IDPs and returnees with co-occurrence of multiple severe humanitarian needs
- Focus on needs that are a direct result of the impact of the ISIL crisis
- Focus on people who face specific barriers to meeting their needs, such as lacking documentation or living in critical shelter
- Does not focus on needs resulting from longer-term structural issues to be addressed by the Government or included in the UNSDCF, such as poverty alleviation, infrastructure rehabilitation or general service provision

The definition and measurement of humanitarian needs was revised and tightened to better identify those with the highest levels of vulnerability, particularly those with a multitude of needs, focusing on those needs that are a direct result of the impact of the ISIL crisis. As a result of the analysis, specific attention was paid to those whose lives remain uprooted, who live in critical emergency shelter, who lost their civil documentation during the crisis, or for whom access to essential services or livelihoods opportunities remains compromised due to the large-scale destruction and displacement that took place between 2014 and 2017.

The significant reduction in humanitarian needs presented in this HNO is therefore not a reflection of an improved situation for affected populations. Overall, the situation for the former and current IDPs remains broadly the same as compared to last year. Many people continue to face a range of issues that prevent them from fully recovering, regaining self-sufficiency and achieving long-term stability. However, the underlying causes of these challenges – such as lack of social cohesion, high levels of poverty, and inadequate social services in areas of origin – are better assisted through longer-term engagement and investments by the government and development actors. A smaller number of people, with deep and

multiple needs that require life-saving and life-sustaining assistance, are prioritized for humanitarian assistance in 2022 to ensure maximum impact.

### **Humanitarian Conditions, Severity and People in Need**

Of the 6.1 million people displaced during the ISIL crisis between 2014 and 2017, 4.9 million people have returned while 1.2 million remain displaced, the vast majority of whom (1 million people) are displaced outside of formal camps. Based on the revised approach to assessing humanitarian needs, 2.5 million IDPs and returnees remain highly vulnerable and in humanitarian need. This includes all IDPs who live in camps (180,000), just over half of out-of-camp IDPs (549,000), and one third of all returnees (1.7 million). Of these, about 961,000 people face acute humanitarian needs, reaching extreme or catastrophic levels.

The tightened definition of humanitarian needs has thus led to a 41 per cent reduction in the number of people in need from 4.1 million people in 2021 to 2.5 million in 2022, while the number of people in acute need, reaching extreme and catastrophic levels, has reduced by 61 per cent from 2.4 million people in 2021 to 961,000 in 2022. As noted above, this reduction is the result of methodological decisions to focus more tightly on people with the deepest levels of vulnerability and need for life-saving assistance, rather than a reflection of any improvement in the overall context.

The severity of humanitarian needs<sup>2</sup> of IDPs and returnees is shaped in large part by their precarious living conditions, including living in critical shelter or areas contaminated by explosive ordnances, and gradual erosion of coping strategies, including those that result in child protection risks. Missing core documentation is a compounding factor, limiting IDPs and returnees from being able to own land or property, access services or find employment, while limiting their freedom of movement and increasing their risks of protection violations. The analysis found that people who live in critical shelter or lack core civil documentation are particularly vulnerable as they are more likely to have other humanitarian needs and protection concerns.

# Estimated number of people in need

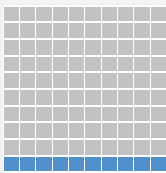
## TOTAL POPULATION



### BY CLUSTER

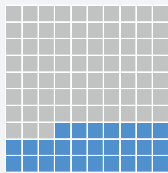
CCCM

0.3M



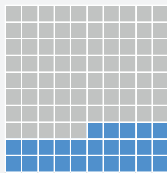
EDUCATION

0.7M



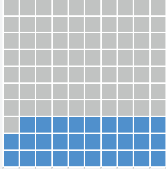
EMERGENCY  
LIVELIHOODS

0.6M



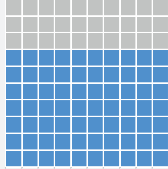
FOOD  
SECURITY

0.7M



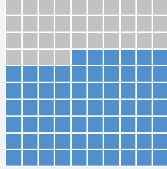
HEALTH

1.7M



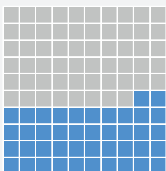
PROTECTION

1.6M



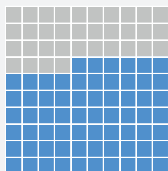
SHELTER &  
NFI

1.0M



WASH

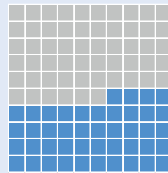
1.6M



### BY AGE, SEX & DISABILITY

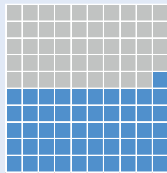
CHILDREN  
<18 YEARS

1.1M



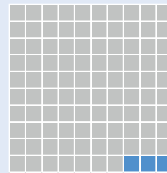
ADULTS  
18-59 YEARS

1.3M



OLDER PEOPLE  
60+ YEARS

0.1M



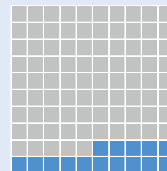
FEMALE  
50%



MALE  
50%

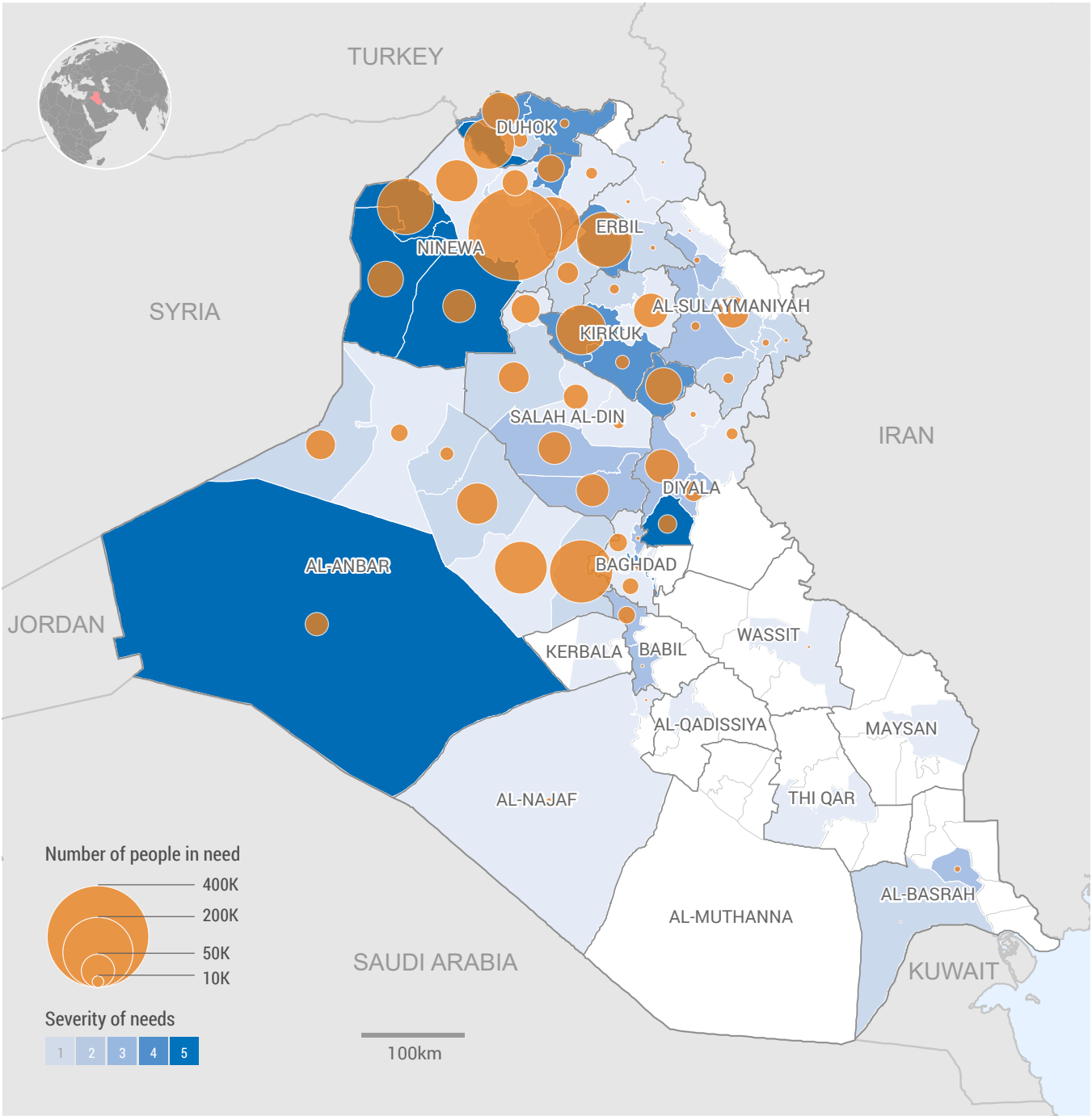
WITH DISABILITY  
15%

0.4M



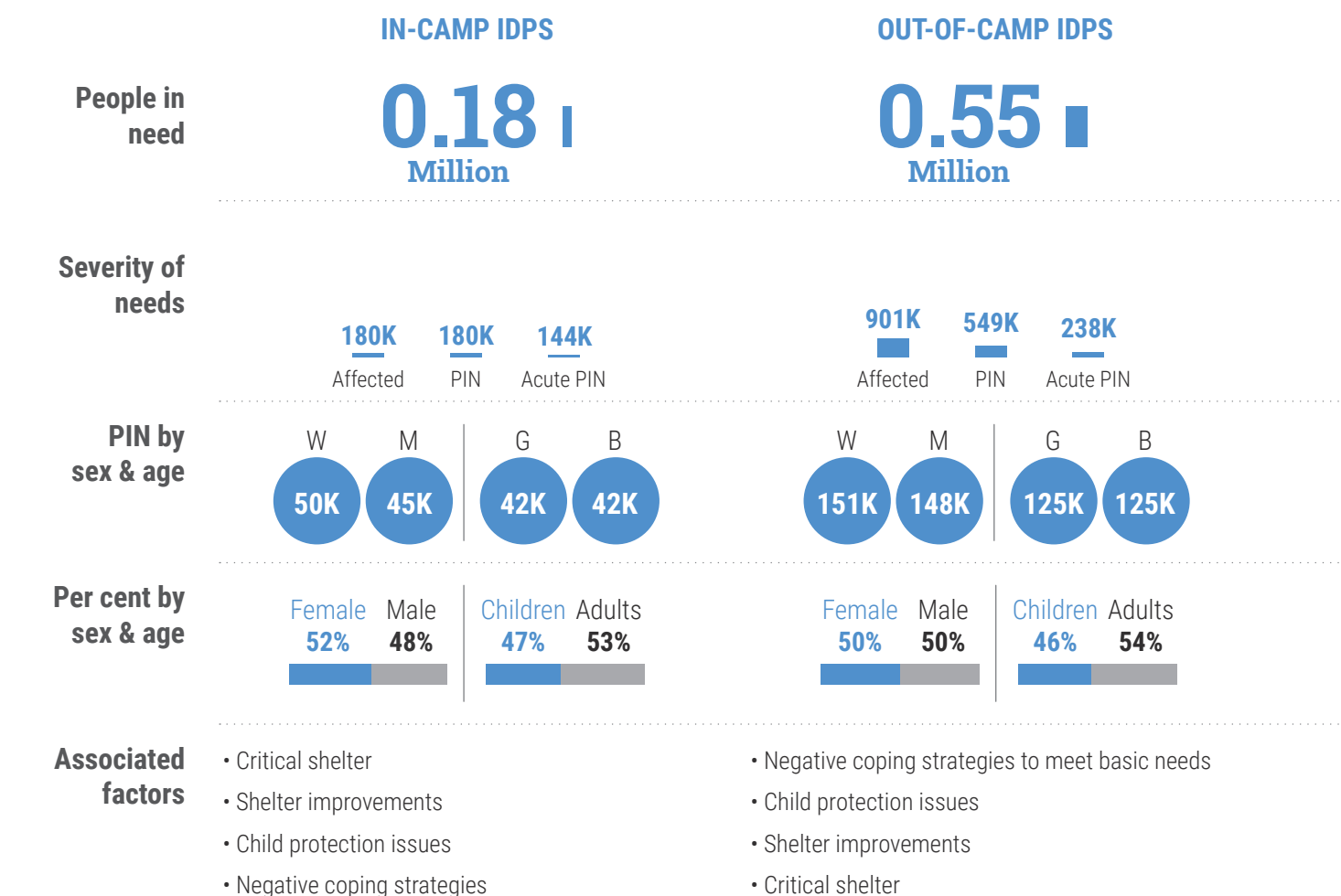


Severity of humanitarian conditions and number of people in need by district



The designations employed and the presentation of material in the report do not imply the expression of any opinion whatsoever on the part of the Secretariat of the United Nations concerning the legal status of any country, territory, city or area or of its authorities, or concerning the delimitation of its frontiers or boundaries.

# Severity of humanitarian conditions and number of people in need



## Expected evolution of the situation over 2022

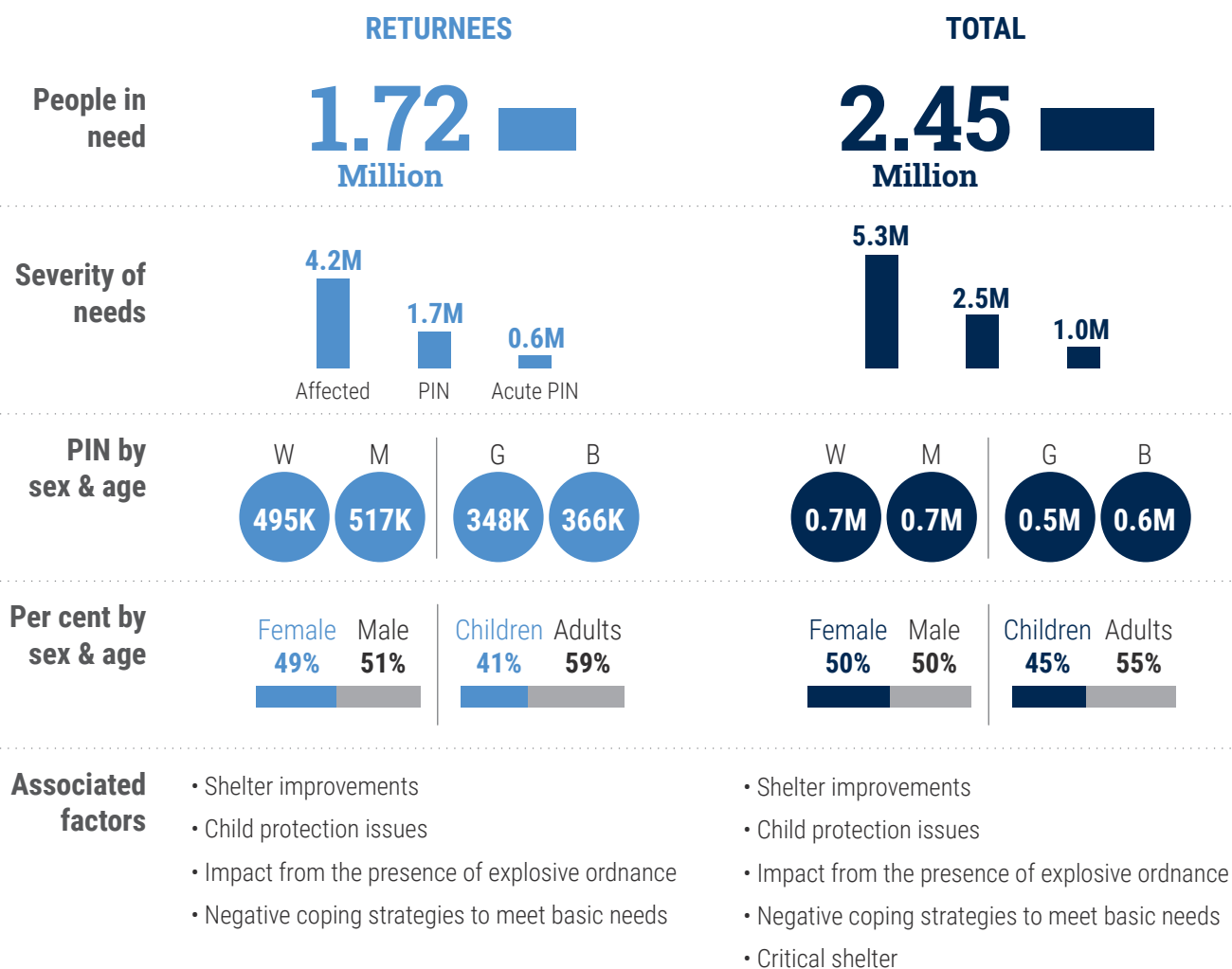
Protracted displacement is expected to continue over the next year. Barriers to return, local integration or resettlement remain significant and about 1 per cent of IDPs have expressed their intention to return over the coming 12 months. Meanwhile, the GoI continues to work towards ending displacement, and through accelerated joint efforts, with the support of the

international community, progress is foreseen over the next year to facilitate return and advance durable solutions for the ISIL affected populations.

However, it is unlikely that durable solutions will be found for all IDPs and that the situation in all areas of return will recover and stabilize over the coming year. While a few IDP camps may close or consolidate, most camps and the IDPs living in those camps in



## SEVERITY OF PEOPLE IN NEED



the Kurdistan Region of Iraq (KRI) are expected to remain in 2022. It is also expected that not all those who depart camps will be able to sustainably return to their areas of origin, as per current trends. Premature camp closures or evictions from informal sites would continue to result in secondary displacement or return of IDPs to areas lacking adequate shelter, basic services, livelihoods opportunities, social cohesion and safety.

At the same time, climate change is a growing threat in Iraq. Water scarcity is forecasted to significantly impact this season's crop production, which could impact people's livelihoods and food security status as well as increase the risk of cholera or other diseases. Climate-induced migration has already been witnessed in the worst-hit part of the country.

Part 1:

# Impact of the Crisis and Humanitarian Conditions

---

## NINEWA, IRAQ

Woman attending a session on mine risk education in Jad'ah IDP camp, 2021 © Noe Falk Nielsen, HAMAP-Humanitaire



## 1.1

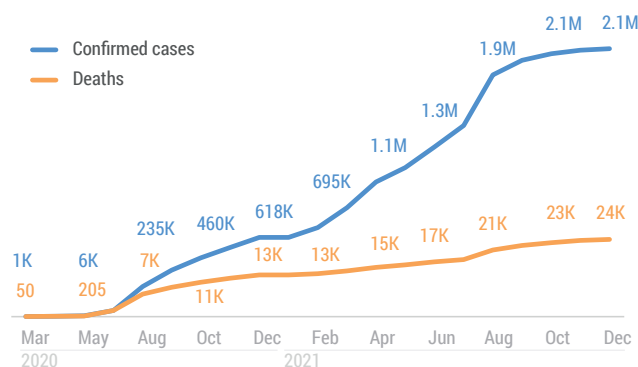
# Context of the Crisis

Four years after the end of large-scale military operations against ISIL, the humanitarian context in Iraq remains fragile, characterized by protracted internal displacement; eroded national social cohesion; extensive explosive ordnance contamination; and incomplete rehabilitation of housing, basic services and livelihoods opportunities. Protracted displacement has come to characterize the post-conflict environment in Iraq; about 1.2 million people remain internally displaced, more than 90 per cent of whom fled their areas of origin more than four years ago; more than two thirds fled between January 2014 and March 2015. Returns have largely stagnated, with the number of displaced Iraqis only decreasing by 35,000 people from December 2020 to September 2021.<sup>3</sup> Spontaneous returns remain slow in most areas and are often unsustainable due to unresolved challenges in areas of origin, including limited infrastructure, services and livelihoods; safety and security issues; and social tensions.

Approximately 15 per cent of Iraq's IDPs remain in camps; however, gaps in services to these camps continue to widen as the availability of humanitarian funding in Iraq declines overall. Moreover, two out of five Iraqis who have returned home do not have adequate housing, economic self-sufficiency, or access to basic services or other conditions essential to durable solutions. The arrival of IDPs affected by Gol-initiated camp closures between October 2020 and February 2021 increased the pressure on scarce services in out-of-camp and return locations, many of which have not yet reached the level of reconstruction and recovery needed to host unexpected influxes of people from the closing camps.

### COVID-19 cases and deaths

from March 2020 to December 2021



Source: Ministry of Health Iraq published by WHO

Iraq continues to be affected by the COVID-19 pandemic, having confirmed approximately 2 million cases, and 23,000 fatalities as of late 2021, although these figures are thought to reflect significant underreporting. After imposing severe restrictions in early 2020 to try and stop the spread of COVID-19, both the Gol and the Kurdistan Regional Government (KRG) largely abandoned such measures in late 2020 and throughout 2021, in order to support the country's economic recovery. Social distancing measures and use of masks are often mandated but loosely enforced. Vaccination rates in Iraq are low, attributable to both unavailability of vaccines in some locations and hesitancy among eligible populations; health authorities continue to try and address both factors. Among IDPs in camps, there have been approximately 1,200 confirmed cases of COVID-19 (approximately 6 per cent of the camp population), and an estimated 100 fatalities. Quarantine and isolation measures have proven unpopular in camp settings, as suspected COVID-19 patients are often not willing to be separated from family members.

The pandemic and drop in oil prices in the early part of 2020 increased vulnerabilities across Iraq—the economic impacts of which were still being felt throughout 2021, although these have begun to



stabilize. Protection issues were amplified during the pandemic, while access to legal and community-based support was curtailed during the initial stages of COVID-19 mitigation and response; many services and programmes have still not fully returned to previous levels of pre-pandemic implementation. Basic services in many displacement and return locations, including health care, education, water and sanitation, and legal services, were already inadequate prior to the pandemic, the consequence of decades of conflict and turmoil.

## Political Landscape

The political landscape in Iraq is uncertain and evolving, most recently manifested in the disputed results of the parliamentary elections of October 2021. International observers noted that the elections proceeded smoothly and featured significant technical and procedural improvements from previous rounds of voting in Iraq, with an estimated 40 per cent turning out to vote. However, widespread but largely peaceful demonstrations have been held since the initial results were announced, disputing the projected outcomes. Security and safety concerns about these protests temporarily disrupted humanitarian operations in the country.

Beyond elections, the attention of Iraq's political class is fragmented on numerous internal issues. Regional geopolitical tensions continue to have a significant impact in Iraq. To counter these tensions, both the GoI and the KRG continue to work to maintain productive engagement with influential external entities. However, external pressures and engagement continue to threaten the stability of Iraq, with competing interests playing out in the political, economic and security spheres of the country. At the same time, the GoI and KRG struggle to resolve the multiple complex issues that strain Baghdad-Erbil relations. Complicated by constitutional challenges, tensions between Baghdad and Erbil continue due to ongoing budget and fiscal crises, exacerbated by calculations for oil and border revenue sharing. The Sinjar Agreement signed by the GoI and KRG in early October 2020 aimed to unify Sinjar's administration, improve security in the area, accelerate reconstruction and improve public service

delivery, which could have potentially provided for widespread returns among Iraq's displaced population. However, implementation of the agreement continues to face resistance from influential stakeholders and many of the obstacles the agreement was meant to address remain unresolved.

## Security Environment

Social, ethnic and sectarian tensions – along with a fractured security sector – continue to contribute to general insecurity and operational uncertainty in Iraq. Domestic, regional and international security developments continue to take their toll on the country; throughout 2021, there were multiple improvised explosive device (IED) and rocket attacks launched by armed groups against bases and convoys of the Global Coalition to Defeat ISIS (Coalition) primarily in central and southern Iraq, with the reported aim of reducing the Coalition presence in the country. Occasional rocket attacks by various non-state armed groups also target the Baghdad and Erbil international airports and/or the Coalition forces stationed nearby, usually resulting in the temporary closure of the airports.

In 2021, a resurgent ISIL increased its activities in Iraq through isolated incidents in the central and northern part of the country, particularly along the seam areas where territorial control shifts between the primary security forces of the Iraqi Security Forces (ISF), the Popular Mobilization Forces (PMF) and the Kurdish Peshmerga. ISIL conducts small-scale attacks on security personnel and farm raids, as well as sophisticated double-pronged attacks, fake checkpoints, abductions and executions of civilians. There were more than 600 recorded ISIL-related incidents in Iraq in 2021, including a suicide bombing in Baghdad in July 2021.

Hostilities between the Kurdistan Workers' Party (PKK) and the Turkish armed forces inside Iraq have also intensified, with Turkish military operations on the ground in northern KRI, PKK attacks against Turkish military convoys and bases in Ninewa, and Turkish air strikes hitting targets in KRI and Sinjar (Ninewa Governorate), reportedly causing small-scale, often temporary displacement and limited casualties. In

late 2021, there was the additional instability caused by sporadic cross-border drone strikes reportedly originating in Iran against suspected Kurdish militant elements along the border between Erbil Governorate and Iran.

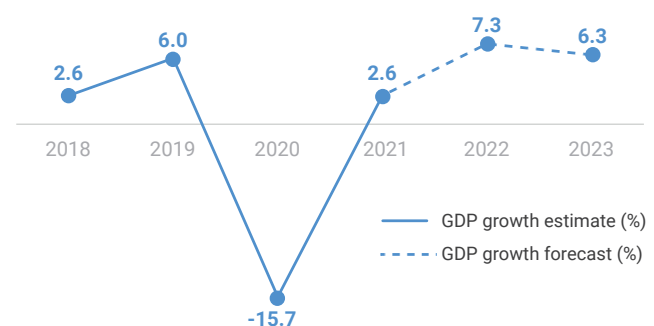
The fragmentation of the security territory poses significant challenges for IDPs and returnees, who must negotiate with a range of personnel to cross checkpoints and move throughout the Iraqi territory. The presence of security actors in certain communities also blocks the return of displaced families, often due to ethno-sectarian reasons, perceived affiliation with ISIL, or due to the appropriation of temporarily vacated lands by other individuals or groups for personal gain. The multiplicity of armed actors and the lack of a unified command structure have operational impact for humanitarian organizations as they move around the country. Despite the Government of Iraq having established a centralized access authorization system, some security personnel do not universally accept the national authorizations. As a result, humanitarian organizations continue to be required, in practice, to obtain permissions from various security and civilian authorities to be able to reach people in need.

In addition, there were reports of violence against pro-democracy activists and independent political candidates (i.e., those not affiliated with established parties) prior to the October 2021 elections. Such incidents add to the tally of other entrenched accountability issues for protestors and government critics; the UN Human Rights Office in Iraq documented 38 instances of attempted or completed targeted killings of activists over an 18-month period between October 2019 and May 2021.

## Economic Situation

In 2020, the Iraqi economy contracted by 15.7 per cent due to OPEC oil cuts and COVID-19. Partially in response to this, the GoI devalued the currency by 18.5 per cent in December 2020, which had a significant impact on citizens. However, oil prices recovered in 2021 (from US\$45 per barrel to above \$79 per barrel by November 2021), leading to predictions of a \$10 billion budget surplus for the year. Accordingly, the

World Bank predicts that Iraq's GDP will grow by 2.6 per cent in 2021, 7.3 per cent in 2022 and 6.3 per cent in 2023. While promising, a number of longstanding fiscal challenges remain, including economic diversification, expanding private sector employment, tackling climate change, and improving the female participation in the labour market. Moreover, corruption remains a pervasive and endemic obstacle to Iraq's long-term stability. In an interview prior to the October 2021 elections, Iraqi President Barham Saleh estimated that Iraq had taken in nearly \$1 trillion in oil revenue since 2003, but that between \$150 and \$300 billion had been "smuggled" out of the country during the same period.



*Iraq GDP growth rate trend (source: World Bank Macro Poverty Outlook 2021)*

Despite increasing oil revenues and the reversal of initial economic shocks caused by COVID-19, future stability and prosperity of the country and her people is not assured. Any reduction in the price of oil; failure to implement necessary fiscal reforms; election-related instability; delays in widespread vaccination; and deterioration in security conditions amidst high regional geopolitical tensions would undermine the economic stability of the country. Moreover, lack of livelihoods opportunities is one of the most pervasive challenges to durable solutions in Iraq; IDPs and returnees consistently report to humanitarian actors that in addition to lack of shelter, services and security, the absence of available income-generating activities is a major factor hampering their sustainable return to areas of origin.

## Legal and Policy Context

An inherent tension between legal frameworks and customary social practices creates challenges in ensuring that legislation and its implementation can enable particularly vulnerable populations to exercise the full range of their basic rights.

This applies particularly to people missing civil documentation, the issuance of which would enable them to have freedom of movement, access basic services and exercise their full rights as citizens, and to people lacking valid housing, land and property (HLP) documentation, possession of which would enable them to secure tenancy rights or access compensation schemes.

The multiple instruments and plans aimed at safeguarding the rights of women and promoting women's participation in the labour market and economy have not translated into an improvement of the economic status of women, as many of the applicable institutional and cultural barriers are slow to change and remain entrenched in existing systems and mechanisms.

Child protection efforts are hampered by lack of appropriate legal instruments as well as lack of harmonization of existing legal and policy mechanisms to address children's protection needs. Legislation around disability takes a medical, caregiving and charity-based approach to disability, rather than a rights-based approach. Although piecemeal progress has been noted via the adoption of new legislation regarding people living with disabilities, more needs to be done in order for the law and the social welfare environment to consider the environmental and attitudinal barriers impacting people living with disabilities, in parallel to the caregiving approach.

## Infrastructure/Technology

Subjected to the compounding effects of years of conflict and prone to political instability, violence, corruption and natural disasters, Iraq is an anomaly of an upper middle-income country. Despite a significant effort to rebuild infrastructure damaged by ISIL or

counter-ISIL military operations, reconstruction and recovery remain incomplete. Infrastructure remains damaged or destroyed, particularly in less prioritized and remote areas formerly under ISIL control. At the same time, nationwide shortages in electricity supply and intermittent internet services further hamper development and economic growth, presenting a critical challenge in several areas of life, among them education. These circumstances are applicable to all children in Iraq, including IDP children, who often lack access to both in-person and distance-learning educational opportunities.

## Environmental Profile

According to multiple observers (including the GoI, UN agencies, and research institutions), Iraq is experiencing one of its worst periods of water scarcity in modern history. The rainfall and water availability in 2021 are the second lowest on record in 40 years. The country now faces a complex water crisis with potential humanitarian, economic, security, and social implications, including population movements, losses of agriculture and livelihoods, mass demonstrations, and increased risks of food insecurity and communicable diseases. Precipitation constitutes 30 per cent of Iraq's water resources, while surface water from the Tigris and Euphrates rivers (both originating in neighbouring countries) is estimated to be 70 per cent. The country is highly vulnerable to the development plans of upstream states, but also experienced significantly less rainfall in 2020 and 2021 than in preceding years. Iraq is very vulnerable to climate change and needs to address several issues regarding climate resilience, the management of natural resources, and environmental protection, including risk and disaster management. The country's agricultural sector relies on a network of outdated and degraded canals and irrigation systems, which leads to water waste through inefficient irrigation techniques, evaporation, and leaky infrastructure.

The humanitarian impacts of the water scarcity have not yet been large scale. According to humanitarian organizations, approximately 500 households in Ninewa have been displaced due to water scarcity issues, with 300 remaining in displacement as of



mid-November 2021, mainly from locations in Al-Baaj and Al-Hatra districts. Another 3,000 families remain displaced in five southern governorates due to drought-like conditions and other environmental degradation.<sup>4</sup> The potential for increased salinity of rivers, decreased levels of available groundwater and a reliance on expensive water trucking cannot be discounted, although have not yet been widely observed.

Iraq will likely also be susceptible to other negative consequences of climate change, including economic and environmental impacts. According to the UN Environment Programme, Iraq is the fifth most vulnerable country in the world to changes in the climate. In addition to water scarcity, very high temperatures are becoming more common, and dust storms more extreme. Desertification affects almost 40 per cent of Iraq's territory and increased salination threatens agriculture on more than half of arable land.

With these consequences emerging as a result of structural challenges and the long-term battle with climate change, water scarcity-induced displacement and similar issues are not included in the present document as a driver of need for humanitarian assistance in Iraq. United Nations and Non-Governmental Organizations (NGO) development assistance supports the Government in addressing these and other climate-change related issues.

# Timeline of Events





#### NINEWA, IRAQ

A DRC staff member interviews a beneficiary in Al-Baaj,  
2021 © Harald Mundt, DRC

## 1.2 Shocks and Impact of the Crisis

The impact of the ISIL crisis and related displacement continues to drive humanitarian needs in Iraq in 2021. Protracted displacement continues for more than 1 million Iraqis, many of whom face significant barriers to return. Over 60 per cent of all IDPs remain in humanitarian need, including 30 per cent in acute need. About 30 per cent of the nearly 5 million Iraqis who have returned home also remain in humanitarian need, with 10 per cent being in acute need, amid incomplete recovery and reconstruction, continued social tensions, and lack of security in areas of return.

In 2020, additional shocks, including the outbreak of COVID-19, the drop in oil prices, and the devaluation

of the Iraqi dinar, as well as the Government-led camp closures, compounded existing humanitarian needs. The impact of these additional shocks has started to stabilize, and the country's economy is gradually recovering. However, many structural challenges remain, beyond the acute humanitarian needs.

The multiple shocks to the economy in 2020 caused large-scale loss of livelihoods and income across Iraq, with IDPs and returnees being disproportionately impacted; however, Iraq's economy has slowly recovered in the second half of 2021, due to rising oil prices and a full re-opening of commercial activities. Among IDP and returnee communities, many of

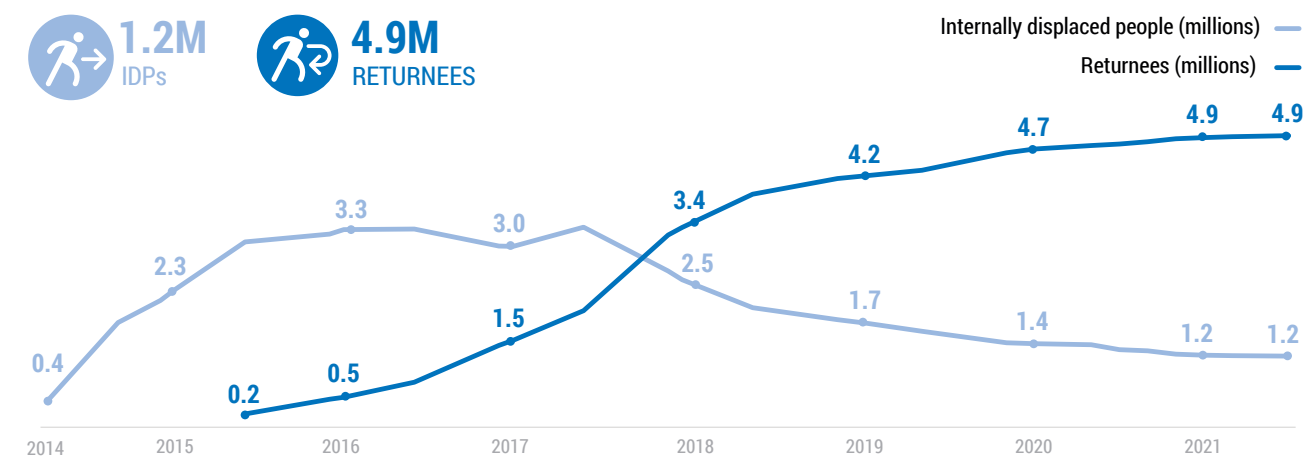
the temporary job losses have been regained, food consumption has improved and reliance on negative food-related coping strategies has slightly decreased throughout 2021.<sup>5</sup> Moreover, the fluctuation of basic commodity prices stabilized in 2021, but at significantly higher levels compared to the pre-pandemic period.<sup>6</sup>

The often-premature closure of IDP camps between October 2020 and February 2021 by the GoI also impacted humanitarian needs over the past year. Many of the IDPs who had to leave the closing camps were not yet able to return safely or sustainably to their areas of origin or to find another durable solution to their displacement at the time of camp closure. As a result, there was a temporary spike in humanitarian needs in those out-of-camp displacement locations and return areas, where the IDPs who departed camps resettled. This sudden increase in needs has ultimately stabilized.

### Many people displaced during the ISIL crisis remain affected by its impact more than four years later

In total, 6.1 million people were displaced during the ISIL crisis between 2014 and 2017, including an estimated 1.6 million women and 2.7 million children. Seven years later, 81 per cent (4.9 million people) of those displaced have returned to their districts of origin, while 19 per cent (1.2 million people) remain internally displaced, the vast majority in protracted displacement in out-of-camp settings. Many IDPs and returnees continue to live in critical shelter, with inadequate access to basic services and livelihoods, and limited prospects of finding durable solutions. In-camp IDPs who continue to rely on assistance and the out-of-camp IDPs and returnees who live in critical shelter and lack documentation are highly vulnerable as they are often not able to access basic services or re-establish livelihoods and face protection risks.

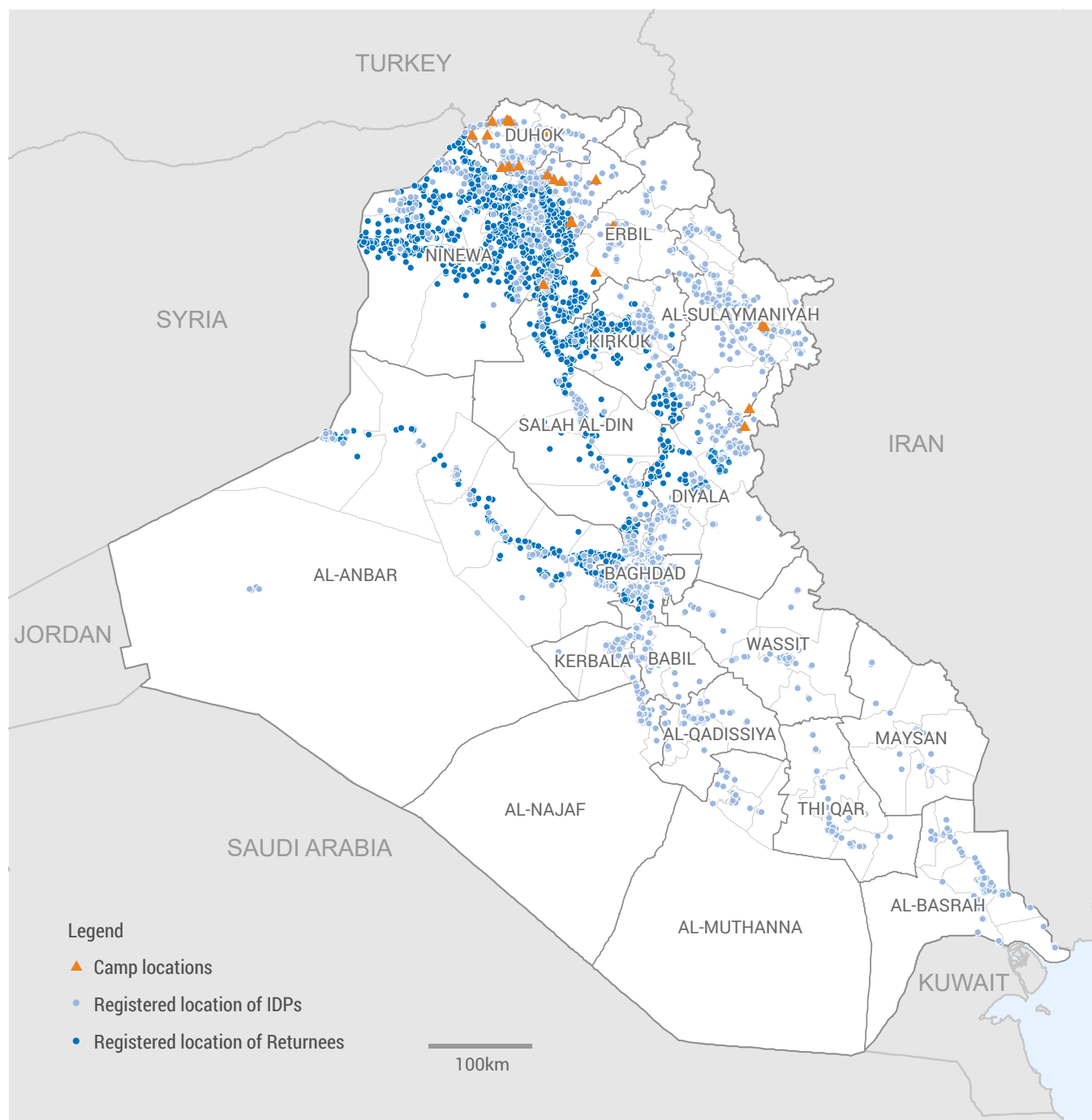
### Population movements over time (as of August 2021)



Source: IOM-DTM Iraq



## IDP and returnee locations



*The designations employed and the presentation of material in the report do not imply the expression of any opinion whatsoever on the part of the Secretariat of the United Nations concerning the legal status of any country, territory, city or area or of its authorities, or concerning the delimitation of its frontiers or boundaries.*

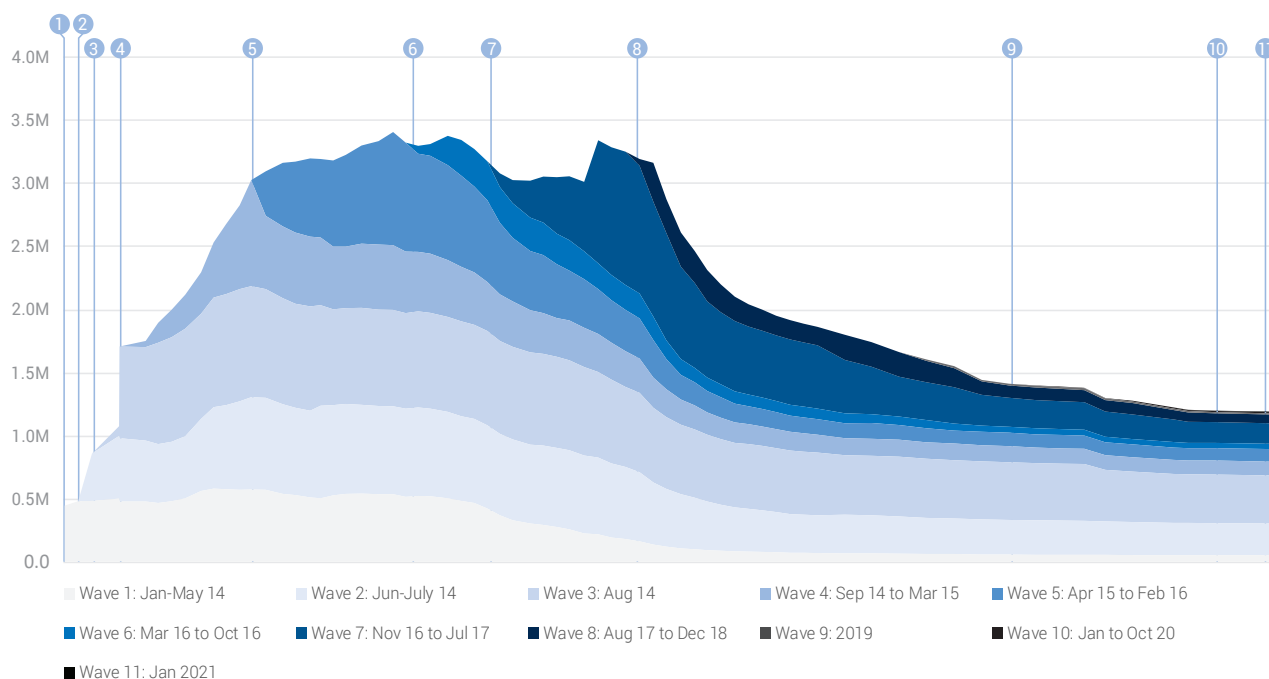
## IDPs and returnees struggle to find durable solutions amid protracted displacement and fragile returns

Over 90 per cent of all the remaining IDPs have been displaced for at least four years, since the end of the large-scale military operations against ISIL, while 67 per cent have been displaced since March 2015 or before. The governorates with the highest number of IDPs are Ninewa (278,000 people), Duhok (252,000 people), Erbil (211,000 people), Al-Sulaymaniyah (132,000 people) and Kirkuk (91,000 people).<sup>7</sup>

Seventeen per cent of all IDPs (163,000 people) live in locations with very severe conditions where the majority of families do not have access to infrastructure and services and cannot access livelihoods; where most live in inadequate housing or dwell in unsafe areas; where there are significant concerns about safety and security; and where many people face social cohesion issues such as lack of freedom of movement, discrimination, or unequal political representation.<sup>8</sup>

Even though living conditions in the areas of displacement are not ideal, most IDPs both in and out of camps, do not envisage returning to their areas of origin within the next year. In 2021, only one per cent of IDP households intend to return within 12 months, compared to nine per cent among in-camp IDP households and five per cent among out-of-camp IDP households who intended to return within 12 months in 2020.<sup>9</sup> IDPs are not returning to their areas of origin primarily because of damaged or destroyed shelters, fear and trauma, lack of livelihoods and lack of financial means.<sup>10</sup> Among the one per cent of displaced households who intend to return, more than one third indicate that they intend to return due to an emotional desire to go home, while another 35 per cent intend to return because the security situation is now perceived as being stable, 32 per cent because they now have access to livelihoods opportunities, and 16 per cent intend to return because other family members have decided to do so.<sup>11</sup>

## Protracted displacement, fragile returns and challenges to durable solutions



Source: IOM-DTM Iraq

Only 16 per cent of the total returns have occurred since the end of 2018.<sup>12</sup> People who were willing and had the means to return have already done so,<sup>13</sup> an indication that many of the remaining IDPs are among the more complex cases for whom finding durable solutions is difficult either because of conditions in their areas of origin or linked to their family and social status.

Some IDPs tried, but were unable to return, due to lack of security clearances, authorization from local authorities or acceptance by communities. Community representatives in locations of displacement indicate that the majority of IDPs are either undecided or prefer to locally integrate instead of returning to areas of origin.<sup>14</sup> Some 79 per cent of IDPs living outside camps prefer to locally integrate,<sup>15</sup> with most reporting feeling safe in their location of displacement.<sup>16</sup> However, relocation and local integration remain difficult to attain for many IDPs. Political considerations, as well as complex individual, social and structural reasons prevent IDPs from achieving local integration or relocation as a durable solution to their displacement.

IOM-DTM, together with the Returns Working Group and the research organization Social Inquiry, has conducted one of the few case studies on the issue of local integration of IDPs in Iraq. Using household surveys of both IDPs and the host communities, as well as key informant interviews with local authorities and policy-implementers at governorate and district levels, the study sought to uncover how conducive conditions were to local integration in 15 of the 25 urban locations, hosting the largest numbers of out-of-camp IDPs. The analysis was underpinned by the assumption that local integration could be understood by looking at two related factors: 1) IDPs' feelings of belonging to the hosting location and 2) host community members' acceptance of the IDPs over the long term; both of which would in part be shaped by the policy and regulatory landscape surrounding the IDPs and host communities in each location (e.g., security clearance, residence permit and movement, access to HLP, health and education, etc.).

The study found that IDPs' sense of belonging in areas of displacement was shaped by social cohesion, levels of trust in and ties to host communities, or conversely the levels of exclusion and discrimination experienced. Meanwhile, host communities' acceptance was more often shaped by the structural and demographic characteristics of the location itself, including the underlying conditions such as poverty, insecurity, diversity, poor institutional functioning.<sup>17</sup>

## Conduciveness of current displacement locations for local integration of IDPs based on feelings of belonging and acceptance reported by the IDPs and the communities hosting them<sup>18</sup>

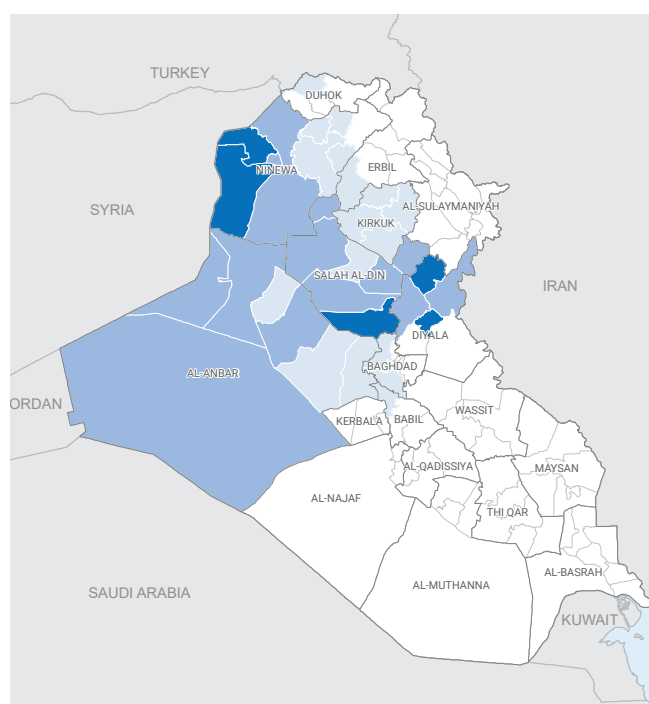
LOCATION	GOVERNORATE	NUMBER OF IDPS (INDIVIDUALS)	CONDUCTIVENESS FOR INTEGRATION	
			IDPS' FEELING OF BELONGING*	HOST COMMUNITY ACCEPTANCE OF IDPS**
Erbil City	Erbil	136,884	Medium	Low
Kirkuk City	Kirkuk	71,004	High	Low
Mosul East	Ninewa	70,230	Medium	Medium
Sulaymaniyah City	Sulaymaniyah	57,504	High	High
Zakho Town	Duhok	32,880	High	Low
Duhok City	Duhok	28,578	High	Medium
Mosul West	Ninewa	25,206	Medium	Medium
Tooz Khurmato	Salah Al-Din	21,000	Low	Medium
Baghdad City	Baghdad	19,800	Low	High
Samarra Town	Salah Al-Din	17,910	Low	Low
Baquba Town	Diyala	16,374	Low	Low
Kalar Town	Sulaymaniyah	16,206	High	High
Al-Amirya Area	Al-Anbar	13,734	Medium	High
Al-Mussyab Town	Babil	10,584	Low	High
Khanaqin Town	Diyala	9,030	Medium	Medium

\* IDPs' feeling of belonging to their hosting locations was used as a proxy to measure integration, and included IDPs' own evaluation of their sense of belonging to their place of displacement and their perceived acceptance by the host community.<sup>19</sup>

\*\* To measure acceptance between groups, co-existence and equal rights, host communities were asked whether they would be comfortable with IDPs remaining in their locations and whether or not they feel IDPs should have the same rights as other residents.<sup>20</sup>

Similarly, about 12 per cent of returnees (593,000 people, some 61,000 more than last year) live in fragile environments with very severe conditions. In these areas, the majority of people cannot access livelihoods or markets; most residents do not have enough water, food, or access to health care and education; and where there are significant concerns about safety and social cohesion. Taken together, these conditions are not conducive to safe, dignified, and sustainable living.<sup>21</sup>

As a result, failed returns continued to be recorded in Iraq in 2021 mainly due to limited rehabilitation and recovery or continued social tensions in areas of origin. Some 700 families returned to their areas of origin in the first ten months of 2021 only to become displaced again, similar to the trend of the previous year. Most instances of failed returns were reported among IDPs trying to get to the districts of Sinjar and Al-Mosul



Overall severity of conditions in locations of return (aggregated at district level).  
Source: IOM-DTM Return Index Round 13 (August-September 2021)



in Ninewa Governorate, and Al-Kaim and Al-Ramadi districts in Al-Anbar Governorate.<sup>22</sup>

Moreover, there are several hundred locations (i.e., villages) in Iraq to which not a single family from among those displaced during the crisis has returned.<sup>23</sup> Most of these locations are in Ninewa, Diyala, and Erbil (Makhmour).<sup>24</sup> In some cases, this is because families do not want to return or have nothing to return to (e.g., villages are destroyed and abandoned, or there is a complete lack of services, lack of livelihoods, or lack of security) while in some cases their return is actively blocked or obstructed (e.g., lack of security approvals, security actors blocking returns, presence of ISIL, tribal or ethnic tensions).<sup>25</sup> Blocked or obstructed returns are recorded in areas of no return, but they are also recorded in return areas to which other displaced groups have previously been able to return. Instances of IDPs being blocked from accessing their areas of origin occur primarily in the governorates of Babil, Salah Al-Din (Balad District), Al-Anbar (Al-Kaim District) and Diyala (Al-Muqdadiya District).<sup>26</sup>

Almost all 1.2 million people who remain displaced as of September 2021 (85 per cent of whom live outside camps and 15 per cent of whom live in camps) originate from just 25 districts within the eight ISIL-affected governorates.<sup>27</sup> Notably, around half of the IDP population is displaced from just four districts in Ninewa Governorate, namely Al-Mosul, Sinjar, Al-Baaj and Telafar.<sup>28</sup>

Al-Mosul District has seen significant destruction, but also significant reconstruction efforts, with restoration of housing, livelihoods and basic services underway in many locations. While community reconciliation is not reported to be a primary concern for most people in Al-Mosul, the need for safety and security remains an issue for many. This is not the case in Sinjar District, where reconstruction and rehabilitation of housing, as well as restoration of basic services and livelihoods is relatively low, while the need for community reconciliation and safety remains significant in many locations. Meanwhile, Al-Baaj has moderate residential destruction and experiences slow recovery of businesses and limited employment opportunities and have more limited access to basic services compared

to other districts of return; residents have moderate concerns regarding security and need community reconciliation. Meanwhile, in Telafar the level of residential destruction across the district is significant, but recovery of businesses is underway. However, the need for community reconciliation remains high, while safety concerns are somewhat moderate.<sup>29</sup>

Even though return movements were recorded in all districts of origin of IDPs, almost all districts witnessed some instances of failed returns throughout the years.<sup>30</sup> Reports of attempted but failed returns from out-of-camp locations range from as low as 5 per cent among IDPs trying to return to Al-Mahmoudiya (Baghdad Governorate) to as high as 43 per cent among those trying return to Tooz Khurmato (Salah Al-Din).<sup>31</sup> The conditions preventing return manifest differently in each of these districts but it is mostly a mix of various levels of destruction of houses, uneven access to livelihoods and basic services, need for social cohesion and community reconciliation (including to address tensions on tribal or ethnic grounds), and a lack of security and safety (i.e., explosive hazards, ISIL attacks, revenge attacks or blocked returns).

IDP districts of origin: status of return and conditions in location<sup>32</sup>

GOVERNORATE OF ORIGIN	DISTRICT OF ORIGIN	# TOTAL IDP HOUSEHOLDS DISPLACED	RETURN RATE	# OUT-OF-CAMP IDP HOUSEHOLDS STILL DISPLACED FROM THE DISTRICT	# IN-CAMP IDP HOUSEHOLDS STILL DISPLACED FROM THE DISTRICT	# TOTAL IDP HOUSEHOLDS STILL DISPLACED FROM THE DISTRICT	OVERALL SEVERITY	SEVERITY OF LIVELIHOODS	SEVERITY OF BASIC SERVICES	SEVERITY OF SAFETY	SEVERITY OF SOCIAL COHESION
Al-Anbar	Al-Kaim	18,664	91%	1,638	64	1,702	Medium	Medium	Low	Medium	Medium
Al-Anbar	Al-Falluja	98,002	92%	7,357	351	7,708	Low	Low	Low	Low	Low
Al-Anbar	Al-Ramadi	110,787	90%	10,606	81	10,687	Low	Medium	Low	Low	Low
Babil	Al-Mussyab	7,031	0%	6,860	171	7,031					
Baghdad	Al-Risafa	1,805	0%	1,803	2	1,805					
Baghdad	Al-Karkh	2,052	0%	2,050	2	2,052					
Baghdad	Al-Mahmoudiya	10,073	82%	1,806	1	1,806	Low	Low	Low	Low	Low
Diyala	Al-Khalis	13,851	90%	1,428	3	1,431	Medium	Medium	Low	Medium	Low
Diyala	Al-Muqdadiya	13,604	73%	3,565	55	3,620	High	Medium	Medium	High	Low
Diyala	Baquba	1,594	0%	1,587	7	1,594					
Diyala	Khanaqin	22,079	77%	5,093	66	5,159	Medium	Medium	Medium	High	Low
Kirkuk	Al-Hawiga	36,224	78%	7,770	165	7,935	Low	Low	Medium	Low	Low
Kirkuk	Daquq	4,055	72%	1,129	1	1,130	Low	Low	Medium	Low	Low
Kirkuk	Kirkuk	29,358	88%	3,488	13	3,501	Low	Low	Low	Low	Low
Ninewa	Al-Baaj	25,525	35%	8,833	7,745	16,578	High	High	Medium	High	Medium
Ninewa	Al-Hamdaniya	32,216	88%	3,182	753	3,935	Low	Low	Low	Low	Low
Ninewa	Al-Hatra	10,075	82%	1,594	253	1,847	Medium	Medium	High	Medium	Low
Ninewa	Al-Mosul	218,740	81%	39,326	3,147	42,473	Low	Low	Low	Low	Low
Ninewa	Sinjar	56,155	35%	16,732	19,692	36,424	High	High	High	Medium	Medium
Ninewa	Telafar	73,039	82%	12,984	399	13,383	Medium	Medium	Low	Medium	Low
Ninewa	Tilkaef	19,663	87%	2,501	60	2,561	Low	Medium	Low	Low	Low
Salah Al-Din	Al-Shirqat	28,427	95%	1,104	237	1,341	Medium	Medium	Low	Medium	Medium
Salah Al-Din	Beygee	24,481	82%	4,420	46	4,466	High	Medium	Medium	Medium	Medium
Salah Al-Din	Balad	16,732	68%	3,887	1,412	5,299	High	Low	Low	Medium	Medium
Salah A-Din	Samarra	11,139	86%	1,507	15	1,522	Medium	Medium	Medium	High	Medium
Salah Al-Din	Tikrit	32,669	89%	3,423	18	3,441	Low	Low	Low	Low	Medium
Salah Al-Din	Tooz Khurmato	15,716	57%	6,702	3	6,705	Medium	Low	Medium	High	Medium

## People living in critical shelter and unsafe physical living environments are among the most vulnerable

Inadequate and unsafe living conditions, including in camps, informal sites, sub-standard shelter and damaged housing, or in areas with widespread contamination of land with explosive ordnance, directly affect people's physical safety and wellbeing. Shelter and housing are among the top five priority needs for both IDPs and returnees,<sup>33</sup> while damaged or destroyed shelter that resulted from heavy fighting remains a major obstacle to return. People who live in critical shelter are significantly more likely to face other severe humanitarian needs, including not having access to health care or sanitation facilities, increased food insecurity, and heightened protection risks.

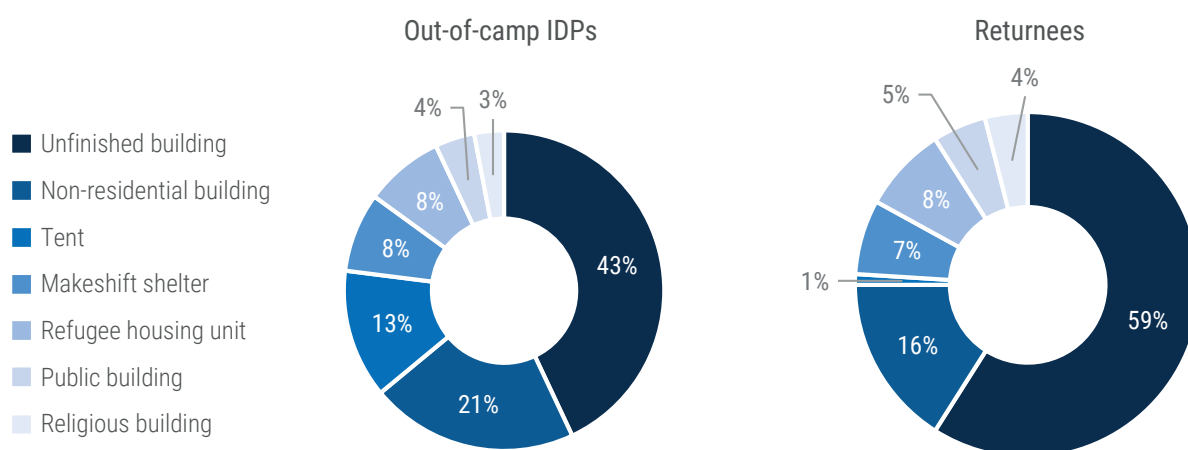
As of August 2021, more than one quarter of all IDPs (up to 320,000 people) live in critical shelter, including 180,000 in tents, prefabs, caravans or refugee housing units in formal IDP camps and up to 140,000 outside of camps in unfinished buildings (43 per cent), non-residential buildings (21 per cent), refugee housing units (13 per cent), tents (8 per cent), improvised shelters (8 per cent), or public and religious buildings (7 per cent).<sup>34</sup>

About 105,000 IDPs, most of them in sub-standard shelter (e.g., tents, makeshift shelter), live together in informal sites,<sup>35</sup> which are places that have not been

prepared to host displaced people, where families share facilities and have limited access to basic services. Half of the 478 known informal sites are in five districts only: Sumail (128 sites, 16,300 people), Al-Mosul (33 sites, 6,200 people), Kirkuk (31 sites, 6,500 people), Sinjar (30 sites, 12,800 people) and Zakho (24 sites, 2,300 people). Except for Zakho, these districts also host the highest number of people in informal sites. In addition, Al-Falluja District, with 21 sites, hosts 17,000 people.

Among the returnees, up to 330,000 people (7 per cent)<sup>36</sup> are estimated to be living in critical shelter, an increase compared to last year when up to 185,000 returnees (4 per cent) were estimated to be living in critical shelter. The majority live in unfinished buildings (59 per cent), followed by non-residential buildings (16 per cent), refugee housing units (8 per cent) and makeshift shelter (7 per cent). Due to the precarious living conditions, these returns are neither sustainable nor dignified. The increase in the number of returnees living in critical shelter is likely due to a combination of premature returns, in part linked to camp closures, socioeconomic stresses caused by COVID-19, and slow reconstruction of housing.<sup>37</sup>

## % of households by shelter type, among those reported to live in critical shelter outside of camps



## **Lack of core civil documentation is a driver for protection risks and humanitarian vulnerability**

Conflict-affected populations, especially the remaining IDPs who are among the more complex cases for finding durable solutions, and vulnerable returnees who live in critical shelter or lack documentation, continue to face serious protection risks. Lack of documentation also increases the likelihood of having other humanitarian needs, as households missing core documentation are more likely not to have access to improved sanitation and to experience hunger, and more often report instances of child marriage, child labour or children not accessing learning.

Many of those who had to flee their homes as a result of the ISIL crisis do not have key identity or civil documentation. Many documents were lost, damaged or destroyed, or otherwise confiscated by armed and security actors across Iraq. Some affected individuals only possess documents which were issued in ISIL-controlled areas and are not legally recognized by the authorities either in federal Iraq or in the Kurdistan Region of Iraq. Others remain unable to renew expired documents due to a combination of physical, administrative and/or financial barriers. Humanitarian organizations estimate that about 1.1 million IDPs and returnees (including 51,000 in-camp IDPs, 244,000 out-of-camp IDPs and 792,000 returnees) still lack at least one key identity or civil document, while about 249,000 people lack three or more documents.<sup>38</sup> Often one document is a pre-requisite for issuing or renewing the other documents. The 249,000 people who lack most or all core documents are extremely vulnerable.

The lack of identity and civil documents affects all aspects of a person's life, and the impact is multidimensional. People without an official recognition of nationality and identity have limited access to essential services and are often unable to exercise their fundamental rights.<sup>39</sup> Without documents to prove identity, IDPs' and returnees' physical safety is at risk due to potential arbitrary arrests and detention, rights violation at checkpoints, and limited freedom of movement.<sup>40</sup> People in protracted displacement with limited means to obtain or renew documents may end up losing their identity altogether, with severe impact on their future and that of their children.<sup>41</sup>

## **Disruption of basic services**

The ISIL crisis disrupted already overburdened basic services, including health care, education, water and sanitation, and legal services. IDPs and returnees, in particular those who face additional barriers to accessing services such as people living with disabilities, older people or female-headed households, suffer most from these disruptions. Hospitals are reportedly not available within a 10 km range in nearly half of all locations hosting IDPs and returnees, while primary health clinics are not accessible within a 5 km range in one fifth of the locations assessed.<sup>42</sup> Furthermore, about one third of all locations with IDPs and returnees face issues with the quality of the water and lack waste collection services, while one quarter do not have access to desludging services (private or public). While primary schools are mostly available within a 5 km range,<sup>43</sup> this is not the case for secondary schools. Moreover, the number of teaching staff is insufficient in about one fifth of the locations.<sup>44</sup>

COVID-19 stretched these services further, hitting the public health-care and education systems particularly hard. Limited health care resources were diverted to the management of the pandemic impacting regular health programming. Routine immunization coverage against many antigens decreased, including among IDPs and returnees. Meanwhile, school drop-out among conflict-affected children was 8 per cent higher in the 2020/2021 school year compared to the 2018/2019 school year,<sup>45</sup> a likely result of extended school closures and difficulties participating in distance learning. Many children are not interested in accessing education, which is likely linked to psychosocial distress and other child protection concerns, such as child labour or early marriage.

## **Economic vulnerabilities and coping mechanisms**

Loss of income and livelihoods, prompted by COVID-19 in 2020, increased vulnerabilities and aggravated the humanitarian needs of IDPs and returnees. As of January 2021, the national unemployment rate was more than 10 percentage points higher than the pre-pandemic 12.7 per cent, and while some jobs have since been recovered, unemployment remains particularly high among IDPs and returnees, with



women and people previously employed in the informal sectors mostly affected.<sup>46</sup> As a result, unemployment and debt levels among conflict-affected households are higher in 2021 compared to 2020.<sup>47</sup> High costs remain one of the key barriers for IDPs and returnees to access adequate health care, shelter, and education, as well as specialized services, such as renewing/issuing documentation.<sup>48</sup>

The precarious socioeconomic situation compels many to resort to negative coping strategies, exposing both adults and children to grave protection risks. The situation disproportionately affects women and people living with disabilities who often find it harder to find employment and be self-sufficient due to institutional and cultural barriers; and children who get married or engage in work to support their families. On average, among conflict-affected communities, 1 per cent of children are married and 6 per cent work to contribute to the family's income; however, these issues are known to be underreported.

Overall, although people continue to slowly recover from the impact of conflict, some risks are complex to address and are easily exacerbated by smaller shocks such as loss of one's livelihood or income, re-displacement, or closure of businesses or schools. Reports of psychosocial distress<sup>49</sup> among both children and adults affected by conflict more than doubled over the past year, with notable impact on out-of-camp IDPs and returnees. Violent disciplinary measures against children were reported by about one third of all conflict-affected households, while gender-based violence (GBV) incidents, primarily domestic violence also increased in 2021.<sup>50</sup> Instances of attempted suicides were also recorded, often among displaced female-headed households both in and out of camps.

### **Different people – different impact**

Children, women, older people and Iraqis living with disabilities are subjected to attitudinal or institutional barriers and experience displacement and other shocks differently. Obstacles impeding their access to services often lead to exclusion and compound their existing humanitarian needs.

Children are very vulnerable to the impact of conflict. Boys in Iraq are exposed to recruitment into armed forces and are more likely to be injured from explosive hazards; while women and girls experience targeted kidnappings, rape, sexual slavery and forced marriage more often than boys. Each of these risks have serious mental and physical health consequences. Moreover, lack of civil documentation and lack of livelihoods opportunities or income for caregivers directly affect children, who, as a result, face barriers in accessing education and are exposed to violence, trauma, child labour and child marriage.

Women and girls are socioeconomically more vulnerable than men and boys and face more constraints in accessing employment, resulting in higher unemployment, underemployment or part time employment; more frequent use of harmful coping strategies; and higher food insecurity. In 2021, female-headed households were found to be twice as likely to report family members going to bed hungry than male-headed households.

People living with disabilities are also disproportionately affected by conflict, displacement and the pandemic. Despite the easing of official movement restrictions in 2021, people living with disabilities continued to note barriers or other restrictions in accessing essential services. Just like in previous years, in 2021, conflict-affected households with family members living with disabilities are more likely than households without members living with disabilities to have difficulties in several key domains, notably health care,<sup>51</sup> household financial security,<sup>52</sup> and use of negative coping strategies to cope with a limited or lack of resources to meet basic needs.<sup>53</sup> Households family members living with disabilities are also twice as likely to experience hunger, lack access to improved water source and face eviction risks. They also face high unemployment more frequently than households without a member living with disabilities.<sup>54</sup>

Impairments leading to disability and exclusion increase with age, both in prevalence and severity. Limited physical or financial independence disadvantage older people and people living with disabilities and their voices are often not heard.<sup>55</sup> IDPs

and returnees have highlighted that older people (60 years and older) and people living with disabilities in their communities are at higher risk of not being able to access available information.<sup>56</sup>

### Households with moderate to high-levels of disability are:

OVERALL		FOR IN-CAMP IDPS	FOR OUT-OF-CAMP IDPS	FOR RETURNEES
<b>4x</b>	more likely to have 50% or more of the adults <b>unemployed</b>	<b>2x</b>	<b>3x</b>	<b>4x</b>
<b>2x</b>	more likely to face a <b>risk of eviction</b>		<b>2x</b>	
<b>2x</b>	more likely to rely on <b>negative coping strategies</b>		<b>2x</b>	
<b>2x</b>	more likely to experience moderate or severe <b>hunger</b>		<b>3x</b>	<b>2x</b>
<b>not</b>	more likely to have <b>borderline or poor food consumption</b>		<b>3x</b>	
<b>2x</b>	more likely to have <b>no access</b> to an improved water source			<b>2x</b>
<b>not</b>	more likely to face <b>child protection</b> issues of labour or marriage		<b>3x</b>	

### Female-headed households are:

OVERALL		FOR IN-CAMP IDPS	FOR OUT-OF-CAMP IDPS	FOR RETURNEES
<b>3x</b>	more likely to have 50% or more of the adults <b>unemployed</b>	<b>3x</b>	<b>2x</b>	<b>3x</b>
<b>2x</b>	more likely to experience moderate or severe <b>hunger</b>			<b>2x</b>

## Market functionality and resilience:

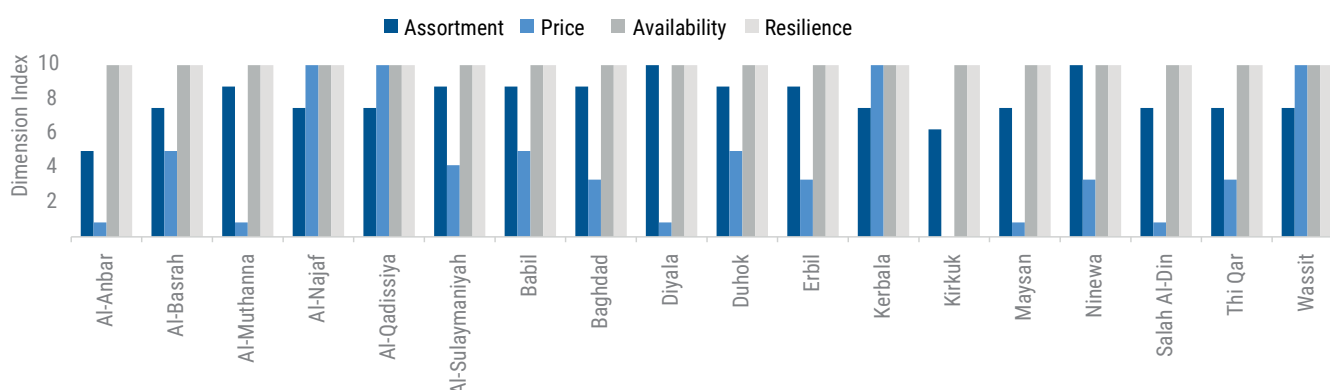
The overall economic situation in Iraq remains volatile after a year of significant economic instability marked by increased inflation and fluctuations in the local prices, linked to the impact of the pandemic, the drop in oil prices in 2020, and the devaluation of the Iraqi dinar at the end of 2020. The estimated inflation rate in Iraq increased to 8.5 per cent in 2021, up from 0.7 per cent in 2020 and -0.2 per cent in 2019.<sup>57</sup> As a result, the value of the Survival Minimum Expenditure Basket (SMEB) that includes key basic commodities increased by 19 per cent compared to the value before the devaluation of the currency.<sup>58</sup> However, the devaluation is expected to stabilize at the current exchange rate.

Nevertheless, local markets have proven to be resilient and are fully functional across all governorates in Iraq. The market analysis is based on the market functionality index, measuring the functionality of markets along four dimensions: assortment of products, product availability, prices and resilience of the supply chain.

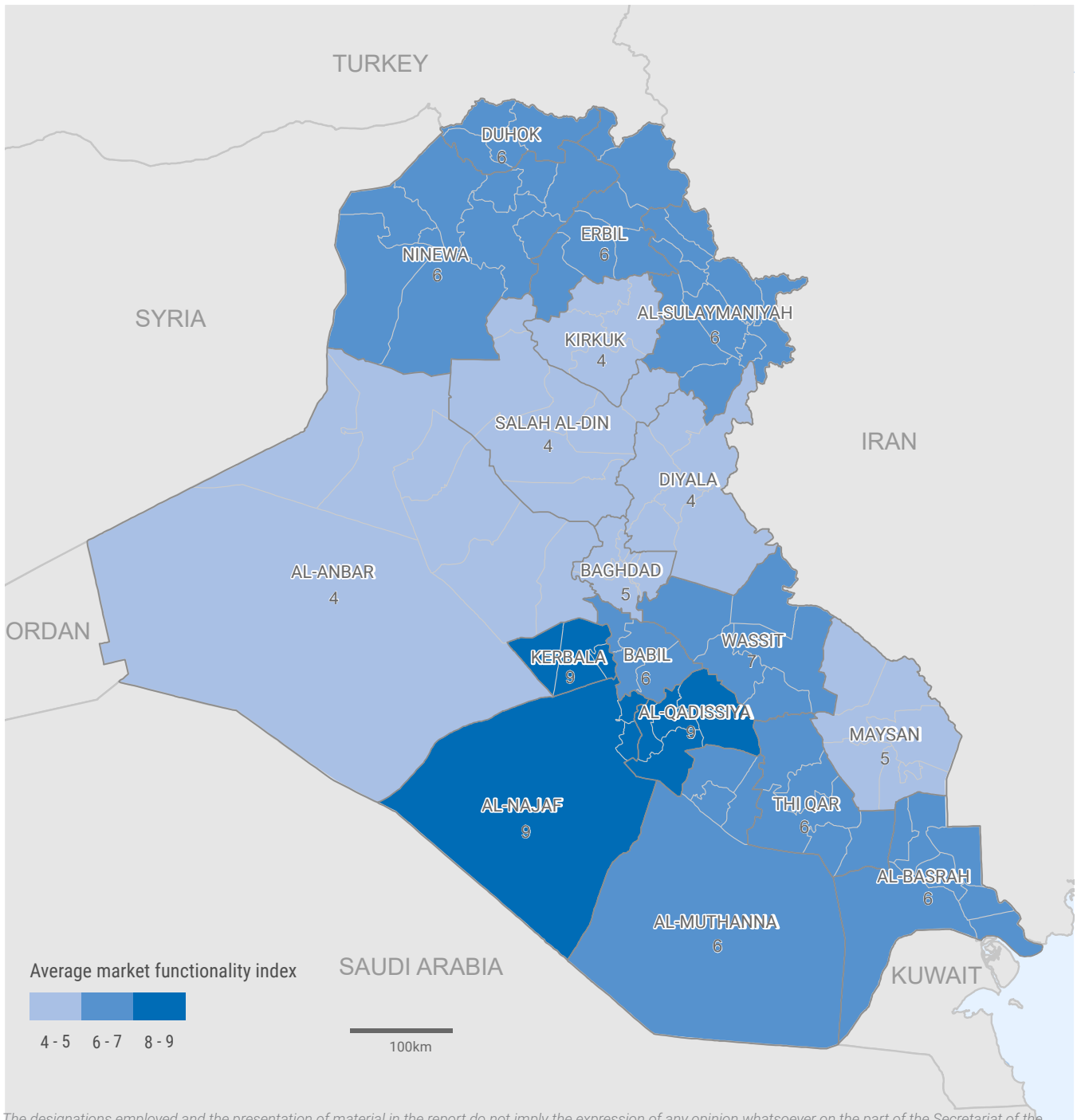
Across Iraq, local markets are generally well stocked, products are available, the supply chain is resilient, and markets are generally accessible, with most of the population facing very limited barriers to market access. However, price volatility continues to impact markets particularly in Kirkuk, Al-Anbar, Diyala and Salah Al-Din, and some barriers<sup>59</sup> to accessing markets also continue to be reported particularly by out-of-camp IDPs and returnees in Balad and Tooz Khurmato districts in Salah Al-Din, in Al-Khalis District in Diyala, in Al-Hatra and Al-Baaj districts in Ninewa, Al-Rutba District in Al-Anbar and Daquq District in Kirkuk.

Given the continued volatility, close monitoring of market dynamics, especially related to prices for basic commodities as well as the purchasing power of Iraqis, will be important in 2022.

## Four dimensions of the market functionality index disaggregated by governorate



Market functionality index



The designations employed and the presentation of material in the report do not imply the expression of any opinion whatsoever on the part of the Secretariat of the United Nations concerning the legal status of any country, territory, city or area or of its authorities, or concerning the delimitation of its frontiers or boundaries.



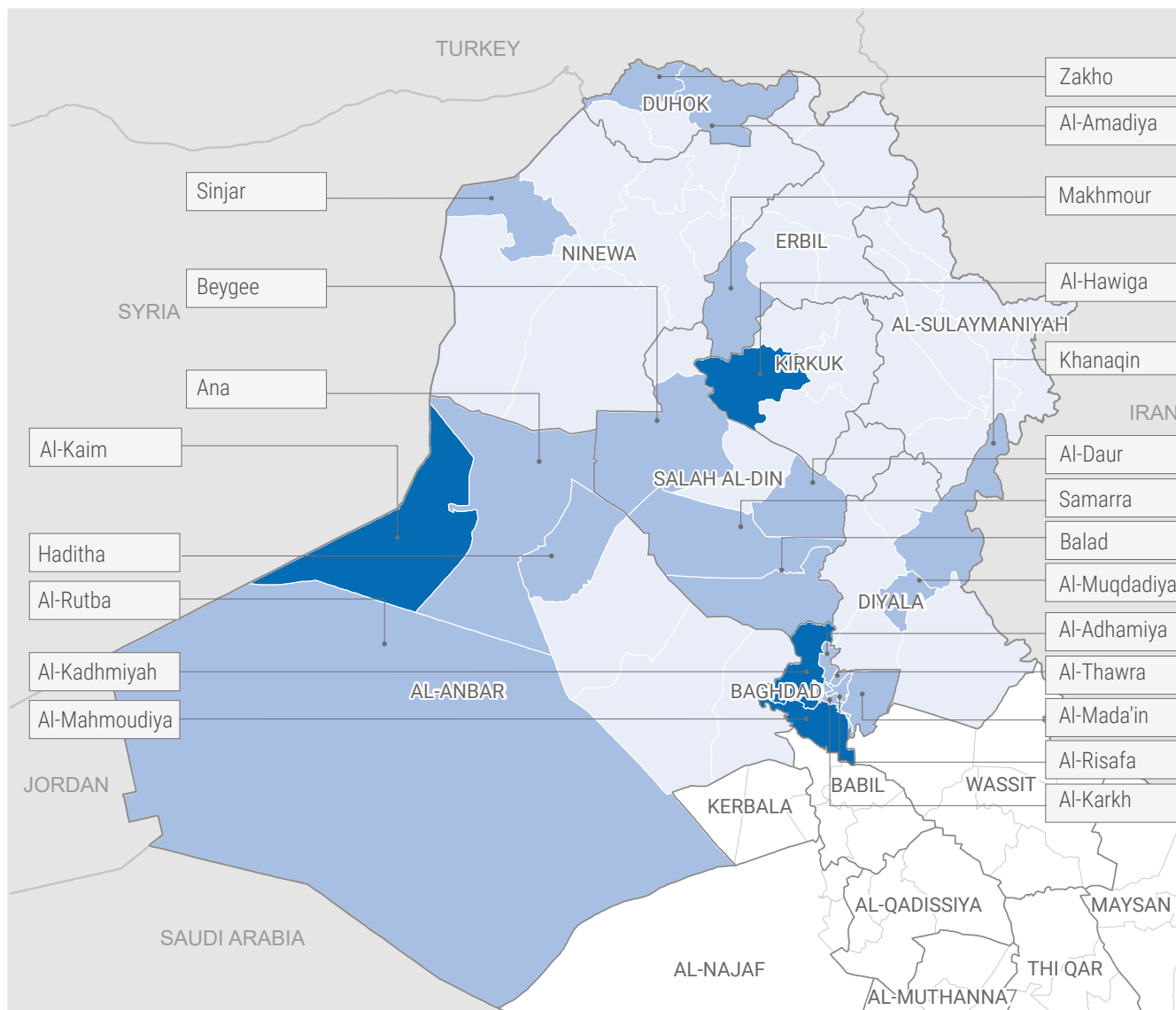
## Impact on humanitarian access

The post-conflict context in Iraq remains characterized by the presence of a multiplicity of armed actors and lack of a unified command structure, in addition to administrative impediments, which impact access in many of parts of the country. Humanitarian access deteriorated significantly in 2020 due to the suspension of the national access authorization mechanism for NGOs, coupled with inter-governorate movement restrictions due to COVID-19. Since the relaxation of the COVID-19 movement restrictions and reestablishment of the national access authorization mechanism in September 2020, access for humanitarian actors has improved significantly throughout 2021.

The main challenges to humanitarian access in Iraq stem from administrative matters. Despite having a centralized access authorization system, additional authorization requirements continue to be imposed by local civilian authorities, the PMF, and/or a variety of state security personnel who, at the local level, at times initiate their own requirements. Respect for national authorization letters is not uniform at all checkpoints and movement through checkpoints can be delayed for various reasons, depending on the context of the day.

As of October 2021, humanitarian organizations noted that they faced what they perceive to be moderate to high levels of access difficulties in 22 out of 60 districts (37 per cent) in the northern and central governorates of Iraq covered by the 2021 HRP. Most of these districts are located within the central and northern governorates of Al-Anbar, Baghdad, Diyala, Kirkuk, Ninewa and Salah Al-Din. More than 640,000 people in need, including 280,000 people in acute need, as identified in this HNO, live in those districts. Although administratively onerous, humanitarian organizations are supported by central GoI and KRG officials to address these challenges and most are overcome.

## District access difficulty levels, as perceived by humanitarian actors (October 2021)



*The designations employed and the presentation of material in the report do not imply the expression of any opinion whatsoever on the part of the Secretariat of the United Nations concerning the legal status of any country, territory, city or area or of its authorities, or concerning the delimitation of its frontiers or boundaries.*

**Accessible / Low access constraints (Level 1):** Armed actors, checkpoints, or other impediments such as administrative obstacles may be present and may impede humanitarian activities. However, with adequate resources and clearances, humanitarian organizations can still operate and reach all or nearly all targeted people in need.

**Moderate access constraints (Level 2):** Armed actors, checkpoints, lack of security, administrative impediments, or other impediments may be present, and often result in restrictions on humanitarian movements and operations. Operations continue in these areas with regular restrictions.

**High access constraints (Level 3):** Armed actors, checkpoints, high levels of insecurity, administrative obstacles, as well as other impediments are present and very often result in restrictions on humanitarian movements and operations. Operations in these areas face high difficulties and sometimes are impossible.

## 1.3

# Scope of Analysis

As in previous years, the 2022 Iraq HNO focuses on the humanitarian needs of people displaced by ISIL attacks and the subsequent military operations that took place between 2014 and 2017. The current analysis covers all Iraqi districts that were affected by the crisis and where IDPs and returnees are present.

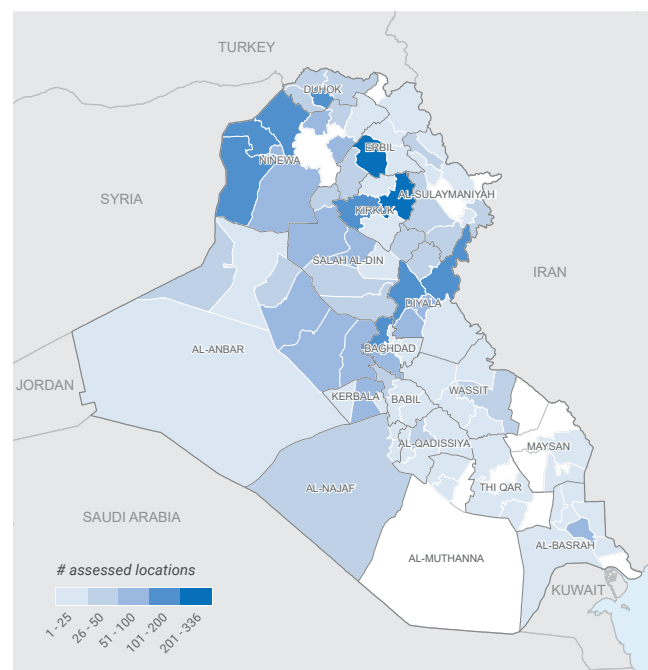
Cognizant that some of the needs are driven by structural or systemic issues for which longer-term support will be required and considering the increased focus on durable solutions in the UNSDCF, humanitarian partners have designed the needs assessments and analysis processes with a view to identifying the most critical humanitarian needs. This has entailed adjusting the needs indicators to ensure a narrower focus on people who continue to face multiple, severe needs related to the impact of the ISIL crisis, and not directly due to more structural issues such as poverty, unemployment or general underinvestment in infrastructure and services. The indicators selected are included in the annexes of the document.

Multiple data sources were used to understand the scale and severity of the humanitarian needs, with the Multi-Cluster Needs Assessment (MCNA) and the Integrated Location Assessment (ILA) used to quantify the impact of the crisis, estimate the people in need and quantify the severity of their need. The ninth round of the MCNA,<sup>60</sup> surveyed 11,645 households in 64 districts (out of a total 101 districts), including 27 formal camps (one camp closed after the data collection). Most of the 2,373 interviews in camps, 5,657 interviews in out-of-camp locations, and 3,615 interviews with returnee households were conducted in person. Only households in the Ameriyat Al-Fallujah (reclassified to an informal site as of November 2021), Qoratu, Mamillian and Berseve 2 camps were surveyed remotely due to COVID-19 health risks for enumerators and respondents. Although out-of-camp IDP households in Al-Risafa District in Baghdad were

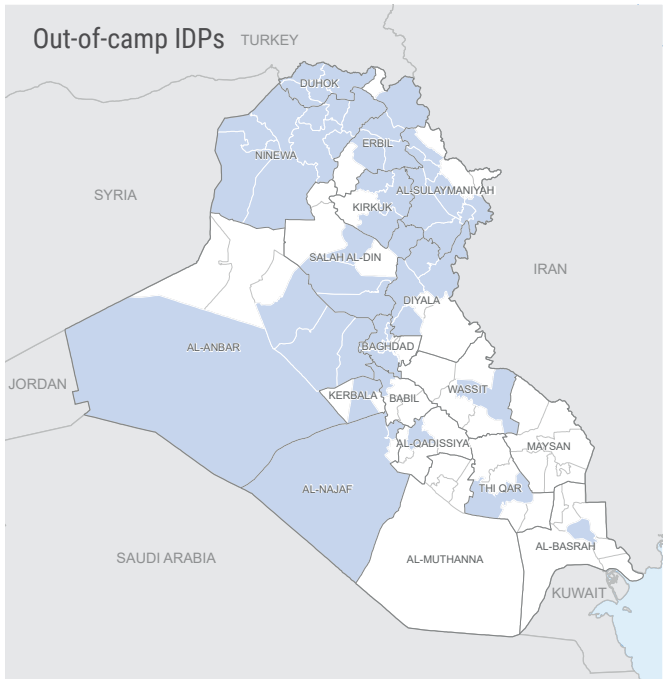
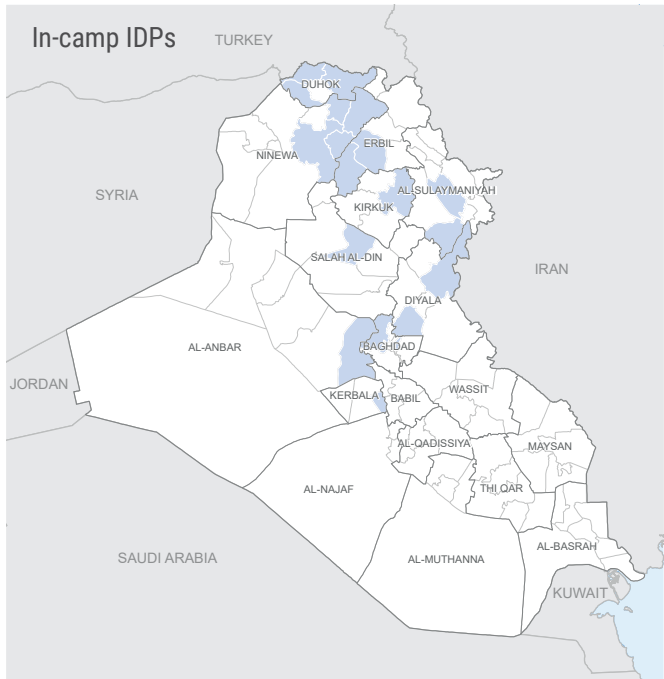
surveyed in-person, findings are indicative due to challenges in meeting the random sample size.

The sixth round of the ILA,<sup>61</sup> conducted by the International Organization for Migration's (IOM) Displacement Tracking Matrix (DTM) covered 3,757 locations (all where more than five households were present) out of a total of 4,559 locations recorded in the IOM-DTM Master List, including camps and informal sites. Through face-to-face interviews with key informants, the assessment covered 4,876,170 returnee individuals (99 per cent of all recorded returnees) and 1,154,462 IDP individuals (97 per cent of all IDPs).

### ILA coverage map



MCNA coverage by population group



**MCNA Coverage**  
■ Assessed district





DUHOK, IRAQ

Visit to Kabarto 2 camp, 2021 © OCHA

## 1.4 Humanitarian Conditions, Severity and People in Need

Of the 6.1 million people displaced during the ISIL crisis between 2014 and 2017, 4.9 million people have returned while 1.2 million remain displaced. Precarious living conditions, including living in critical shelter or areas contaminated by explosive ordnances, and gradual erosion of coping strategies, including those that result in child protection risks, are core drivers of need among IDPs and Returnees. Missing core documentation is a compounding factor. Addressing these core needs, improving safe living conditions, especially for people in critical shelter or in areas contaminated by explosive ordnance, and replacing missing civil documentation would have a transformative impact on the high level of need for life-

saving and life-sustaining assistance, reducing reliance on negative coping mechanisms and dependence on humanitarian aid.

TOTAL AFFECTED  
POPULATION

6.1M

PIN

2.5M

PIN CHANGE  
FROM 2021

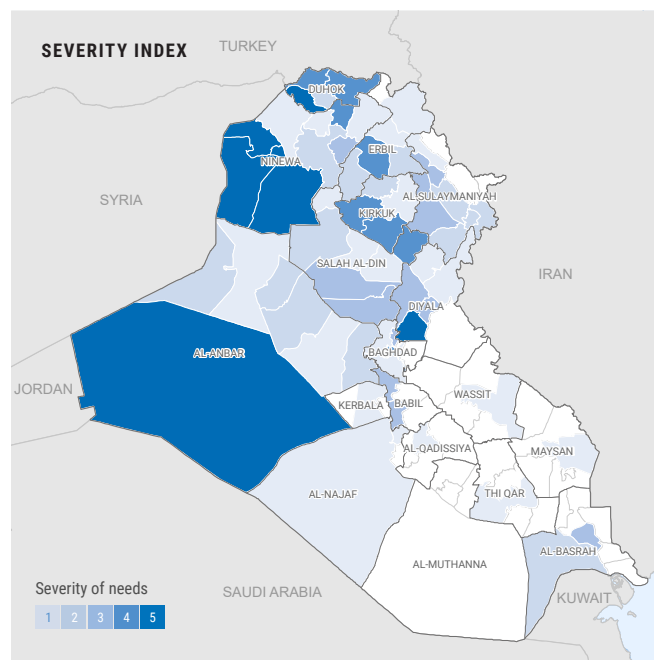
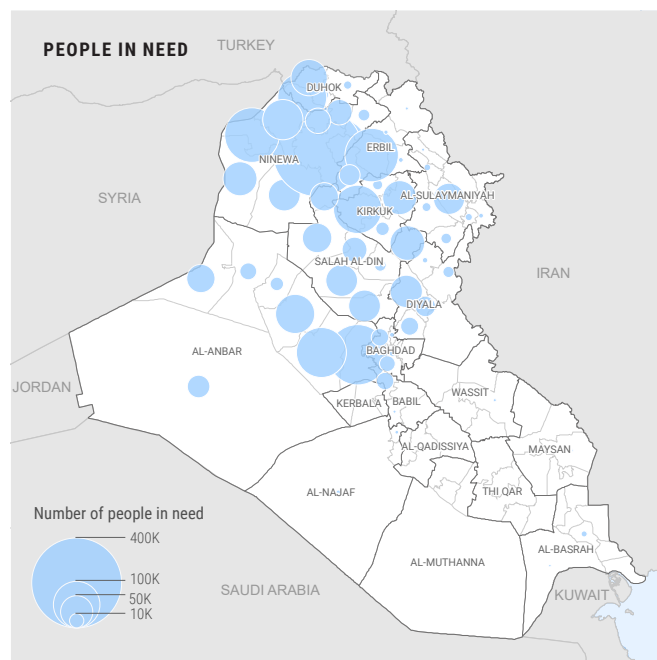
✓41%

ACUTE PIN

961K

ACUTE PIN CHANGE  
FROM 2021

✓61%



## Definitions of Key Indicators Shaping Humanitarian Needs

**Critical Shelter** includes the following shelter types: unfinished or abandoned buildings; war-damaged residential buildings; makeshift shelters; tents; religious buildings; public buildings; containers or caravans (prefab); and non-residential buildings.<sup>62</sup>

**Core Documentation** refers to: Public Distribution System card for food assistance; ID card; Nationality Certificate; Unified ID (substituting both ID card and Nationality Certificate) and Birth Certificate, a

combination of which is required to access basic services and exercise fundamental human rights.

**Negative Coping Mechanisms** are analysed using the Coping Strategy Index, which groups negative coping strategies in three categories: stress, crisis, and emergency. In the current analysis, and in line with global analytical frameworks, the crisis coping strategies are considered “severe” and emergency coping strategies are considered “extreme,” and both these conditions are used to estimate vulnerability among those in need.

<b>Emergency</b>	<ul style="list-style-type: none"> <li>• Children or adult forceful marriages</li> <li>• Engaging in high risk behaviour / activities</li> <li>• Family migration</li> <li>• Children dropout from school</li> </ul>
<b>Crisis</b>	<ul style="list-style-type: none"> <li>• Selling means of transport (car, motorbike, etc.)</li> <li>• Children under 18 work to provide resources</li> <li>• Changing place of residence and accommodation to reduce expenses</li> </ul>
<b>Stress</b>	<ul style="list-style-type: none"> <li>• Selling household properties (refrigerator, television, jewelry, etc.)</li> <li>• Buying food on credit or through borrowed money from relatives and friends</li> <li>• Reducing expenditure on non-food items (health, education, etc.)</li> </ul>

Of the 1.2 million IDPs, 728,000 have humanitarian needs, with 382,000 experiencing acute humanitarian needs. Many in-camp IDPs have limited prospects to return home and will need humanitarian assistance in 2022, while the situation of out-of-camp IDPs is often more precarious than that of the IDPs living in the camps due to greater challenges in accessing services or livelihoods in their host communities; risks of eviction; and exposure to protection risks, including higher reliance on negative coping mechanisms. Of the 4.9 million returnees, 1.7 million continue to face humanitarian needs, with 579,000 in acute need. The needs of returnees are often directly linked to limited rehabilitation and recovery of housing, infrastructure, basic services and livelihoods, or a result of continued social tensions and insecurity in areas of origin.

IDPs and returnees living in critical shelter, including in several hundred informal sites and in war-damaged shelters, and those that lack core civil documentation are at high risk of not being able to access essential services, to secure a minimum of income to meet basic needs and lack protection.

In the wake of the ISIL crisis, many people were left without a home, either because of the large-scale destruction of houses and other infrastructure or due to displacement. As a result, hundreds of thousands of people ended up in critical shelter, including tents, makeshift shelter, war-damaged, unfinished or abandoned buildings, or buildings not built for residential purposes, such as schools or mosques. People who live in critical shelter are more exposed to protection risks, often have less access to health care, water and sanitation services and education, and face specific challenges in meeting their basic food needs. Specifically, IDPs and returnees who live in critical shelter are eight times more likely not to have access to primary health care services within one hour of their dwellings and five times more likely not to have access to improved sanitation. These families are also more likely not to have access to sufficient food and experience hunger, and to face issues related to child labour or early marriage. They are also at increased risk of eviction and generally feel more unsafe. Co-occurrence of needs are especially prevalent among returnees. Supporting families to

attain adequate shelter is key to reducing the severity of humanitarian needs that they are likely to face.

Lack of core civil documentation, another key feature of the ISIL-related humanitarian crisis, significantly curtails people's ability to exercise their fundamental rights, including accessing basic services, getting regular employment or receiving government assistance, and increases the risk of protection violations. People who fled ISIL-related fighting and violence often had to leave their documentation behind or lost it during their movement and repeated displacements. Issuing new documentation or renewing expired documents has proven difficult for vulnerable IDPs and returnees and remains challenging. Households that lack three or more core individual or household documents are three times more likely than other conflict-affected households not to have access to improved sanitation or learning, and to face eviction risks. They are also twice as likely to live in critical shelter, have children working or married off early, experience hunger and feel unsafe. Acquiring core civil documentation is key to enable families to meet their basic needs, access services and reduce protection risks.

Additional analysis on how shelter conditions and missing documentation impact in-camp IDPs, out-of-camp IDPs and returnees differently is included in the sections below.

**Households with critical shelter conditions are:**

OVERALL		FOR IN-CAMP IDPS	FOR OUT-OF-CAMP IDPS	FOR RETURNEES
8x	more likely to be <a href="#">more than one hour</a> from primary health care services		3x	19x
5x	more likely to have <a href="#">no access</a> to an improved sanitation		3x	8x
3x	more likely to have <a href="#">borderline or poor food consumption</a>		2x	5x
2x	more likely to face a <a href="#">risk of eviction</a>			3x
2x	more likely to experience moderate or severe <a href="#">hunger</a>			4x
2x	more likely to <a href="#">feel unsafe</a> in any way		3x	4x
2x	more likely to face <a href="#">child protection</a> issues of labour or marriage			3x
2x	more likely to have at least one child <a href="#">not accessing distance learning</a>			2x
not	more likely to rely on <a href="#">negative coping strategies</a> **			2x

**Households with three or more civil documents missing are:**

OVERALL		FOR IN-CAMP IDPS	FOR OUT-OF-CAMP IDPS	FOR RETURNEES
<b>3x</b>	more likely to have <b>no access</b> to improved sanitation			<b>5x</b>
<b>3x</b>	more likely to have at least one child <b>not accessing distance learning</b>		<b>2x</b>	<b>3x</b>
<b>3x</b>	more likely to face a <b>risk of eviction</b>		<b>5x</b>	
<b>2x</b>	more likely to face <b>child protection</b> issues of labour or marriage		<b>3x</b>	<b>2x</b>
<b>2x</b>	more likely to experience moderate or severe <b>hunger</b>		<b>3x</b>	
<b>2x</b>	more likely to self-report <b>priority needs</b> of food and water			<b>2x</b>
<b>2x</b>	more likely to live in <b>critical shelter</b>			<b>3x</b>
<b>2x</b>	more likely to <b>feel unsafe</b> in any way			<b>2x</b>
<b>not</b>	more likely to rely on <b>negative coping strategies</b> **		<b>2x</b>	
<b>not</b>	more likely to have <b>borderline or poor food consumption</b>		<b>2x</b>	

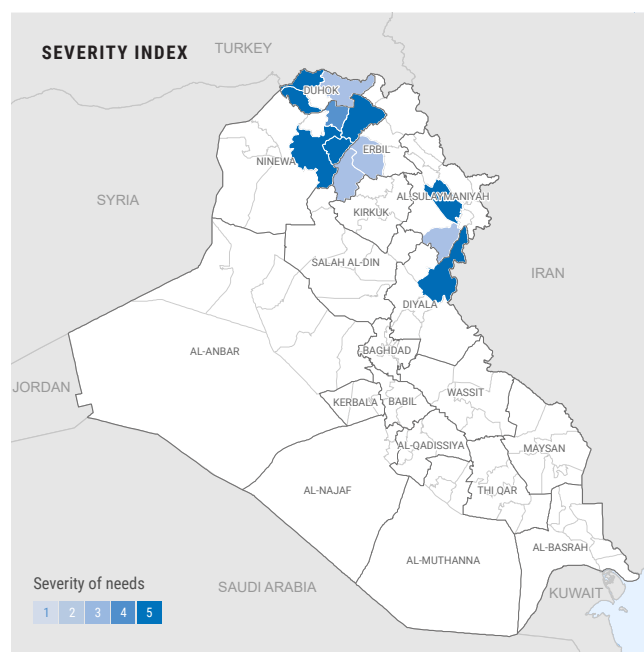
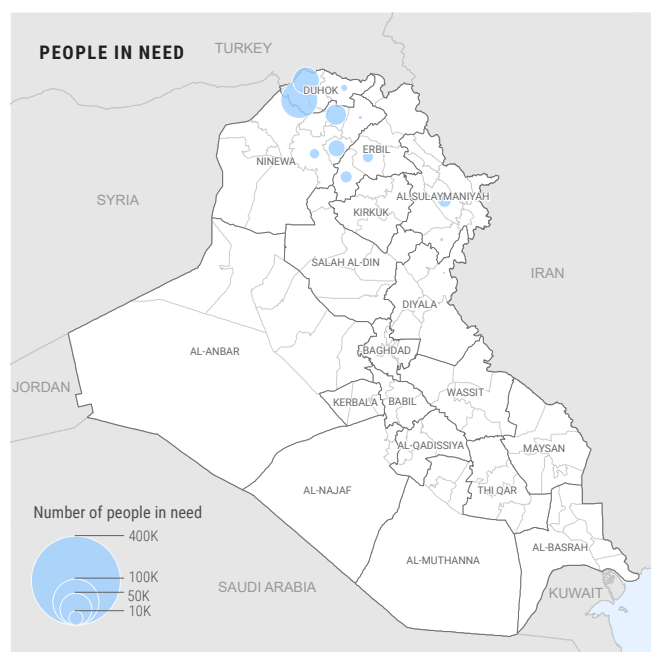
\* The co-occurrence of needs for in-camp IDPs are not evidenced by the analysis for several reasons: 1) the existing interventions for camps mask differentiation of service provision across sub-groups, and 2) lower sample numbers within camps prevents statistically meaningful findings when considering the subset of households who report missing at least three civil documents.

\*\* Household is more likely to rely on three or more negative strategies, including: selling household property; buying food on credit or with money borrowed from relatives and friends; selling means of transport; children dropping out of school; reducing expenditure on NFIs; changing place of residence and accommodation to reduce expenses; engaging in high risk behaviour/activities; children under 18 working to provide resources, whole family migrating; children or adults forcefully married.



# In-Camp IDPs

TOTAL POPULATION	PIN	PIN CHANGE FROM 2021	ACUTE PIN	ACUTE PIN CHANGE FROM 2021
180K	180K	✓30%	144K	✓5%



## Population Profile and Movement Trends

Between October 2020 and November 2021, 17 formal IDP camps were closed, consolidated into other camps or reclassified to informal sites at the initiative of the Government. As of November 2021, 180,000 people lived in 26 camps compared to 257,000 people in 43 camps a year prior, a 30 per cent decrease in the number of IDPs living in camps across Iraq.<sup>63</sup> One fifth of all in-camp IDP households have been displaced more than once.

Twenty-five of the remaining camps are under the administration of the Kurdish Regional Government and host 174,000 people. Jad'ah 5 camp in Ninewa Governorate, hosting 6,000 people, is the only formal IDP camp remaining open in federal Iraq. Its closure has been repeatedly referenced by government authorities, and was announced in October 2021, but no timeline has been provided. A survey conducted in September 2021 found that should Jad'ah 5 camp

close, about 30 per cent of the camp population would return willingly to their areas of origin, and 35 per cent would be forced to return against their will.<sup>64</sup>

The closure of Ameriyat Al-Fallujah (AAF) camp in Al-Anbar Governorate was also announced in October 2021 and by November 2021, the camp was officially reclassified as an informal site. A survey conducted in AAF in September 2021 showed that in case of camp closure and forced eviction, 45 per cent of households would return willingly to their area of origin and 10 per cent would return against their will.<sup>65</sup> However, as of mid-December 2021, several weeks after the reclassification, most of the 2,200 people who lived in AAF camp remain at the AAF informal site.

It is estimated that about 93,000 women and girls and 87,000 men and boys live in the remaining camps. Almost half of the current camp population are children aged 0-17 and about 7,100 individuals are older people

over 60 years old. About 14 per cent of households in the camps are headed by women. An estimated 27,000 people with disabilities live in the camps.<sup>66</sup>

### Needs and Contributing Factors

Like last year, the main factors shaping vulnerabilities of IDPs living in camps stem from their displacement status, with the overall needs primarily driven by the condition of their shelter and access to services. Other conditions that increase the severity of needs of in-camp IDPs relate to high exposure of children to protection risks (including child labour and child marriage), use of emergency coping strategies, insufficient quantity of water and lack of access to improved sanitation facilities, with the last two needs specific to this population group.

Eighty-three per cent of in-camp IDP households do not intend to return to their areas of origin within the next year and intend to remain in camps, while another 14 per cent are unsure or have not yet decided. The main reasons not to return to areas of origin relate to damaged or destroyed houses, fear or trauma associated with their area of origin, and lack of livelihoods.<sup>67</sup>

### Impact of Critical Shelter and Lack of Documentation on Other Needs

On average, among all conflict-affected populations, those who live in critical shelter and lack core documentation are more likely to experience additional severe needs and face protection risks. All in-camp IDPs live in critical shelter. With few exceptions of IDPs living in caravans, prefab housing or Refugee Housing Units (RHU), most IDPs continue to live in tents, which are not suitable for living in the long term. Moreover, more than one third of in-camp IDPs need shelter improvements, while only 38 per cent of all in-camp households report having access to a safe and healthy housing enclosure unit, which is a minimum standard for dignified and safe shelter. Long-term living in tents that only meet emergency standards has negative impacts on IDPs' health and wellbeing and increases protection risks including of GBV and other forms of harassment and intimidation due to crowded living

conditions and lack of alternatives for accessing services or livelihoods.<sup>68</sup> Moreover, in-camp IDPs who lack documentation are likely to face difficulties should they decide to return to areas of origin or integrate in new locations.

In-camp IDPs have the highest percentage of households missing at least one key household or individual document among all population groups, with 28 per cent missing at least one core document compared to 25 per cent among out-of-camp IDPs and 16 per cent among returnees.<sup>69</sup> Without core documents, in-camp IDPs are limited in their ability to exercise their full basic rights, including facing restrictions on freedom of movement, access to services and assistance. Lack of core documents also impacts the ability of in-camp IDPs to move freely, access services and assistance outside the camps, and jeopardizes their chances of return, by limiting their options for reclaiming land and property, obtaining security clearances, etc.

### Livelihoods, Income and Food Security

Among in-camp IDPs, food security has reportedly worsened from previous rounds of camp assessments, due to the economic effects of COVID-19 restrictions, water scarcity and devaluation of the dinar. While there are variations among camps, overall, 10 per cent of the households reported that they had no food to eat in the 30 days preceding the assessment due to lack of resources, with the highest proportions in AAF (now reclassified as an informal site) and Berseve camps, where as many as 43 per cent and 29 per cent of IDPs respectively reported this.<sup>70</sup>

While some camp residents find seasonal work or find employment within or near the camps, many adults are unemployed and seeking work. In the camps, 28 per cent of households have at least one adult member unemployed and seeking work, while 90 per cent of households report taking on debt to afford health care, food, education and basic household expenditures. IDPs in camps note increased competition, jobs being too far away and lack of qualifications as the main barriers to employment. In-camp IDP households with members living with disabilities and female-headed

households are two and three times more likely, respectively to face unemployment compared to the rest of the households.<sup>71</sup> How to find work and how to find food were both among the most sought-after information by IDPs living in camps.<sup>72</sup>

## Access to Services

All IDPs in camps have access to a primary health care facility within one hour reach from their dwellings, but only 66 per cent have access to a hospital with emergency, maternity, surgical and paediatric services within one hour.<sup>73</sup> Notably, one quarter of all households in camps reported that women of reproductive age faced difficulties accessing specialized reproductive health services and 9 per cent of camp residents reported that they had a health care need in the last three months that was unmet.<sup>74</sup> The main barriers limiting access to health care are the costs (reported by 89 per cent of all in-camp IDPs), distance to health-care centre (21 per cent) and lack of referrals (13 per cent).<sup>75</sup> Furthermore, in-camp IDP households with a family member living with disabilities tend to spend more on health care compared to households with no members living with disabilities.

Only 67 per cent of in-camp households report having access to sufficient water for drinking and domestic purposes. Furthermore, 43 per cent of households consume water that has a bad smell, taste or colour, but only 34 per cent treat their water prior to drinking. Although access to soap and improved sanitation facilities is not a problem (98 to 99 per cent have access), one fifth of in-camp households do not have access to an improved water source or functioning handwashing facilities with water<sup>76</sup> and three camps reported the presence of open-air defecation (Ashti camp in Al-Sulaymaniyah, Shariya camp in Duhok, and Debaga 1 camp in Erbil).<sup>77</sup>

Eighty-two per cent of school-aged children in camps were enrolled in school for the year 2020-2021, but half of all in-camp households reported that school-aged children did not access distance education regularly while schools were closed during the pandemic. Meanwhile, in-camp IDPs have the lowest child

drop-out rate among all population groups, 6 per cent compared to 8 per cent among out-of-camp IDPs and 12 per cent among returnees.<sup>78</sup> The main barriers to education are lack of interest of the child to attend (reported by 36 per cent of households), high costs of schooling (18 per cent) and health conditions (16 per cent).<sup>79</sup> Households with members living with disabilities report higher levels of psychosocial distress among children and more irregular school attendance.

In-camp IDPs living with disabilities continue to remain an underserved population in 2021. As many as 52 per cent of in-camp households where one or more member is living with disabilities, reported that they have members of the household who are unable to access one or more basic services (e.g., education, health care, markets) due to disability.<sup>80</sup>

## Protection Violations

Of all groups, the percentage of households missing at least one key household or individual document is highest among in-camp IDPs (28 per cent). Children in camps are seriously affected by lack of documentation, with 14 per cent of households indicating that at least one child in the household lacks a birth certificate. This is nearly double compared to out-of-camp IDPs and returnees, where 8 per cent of households have children without birth certificates. The most reported barriers to accessing civil documentation are the absence of an attempt to obtain or renew documents (41 per cent), high costs (15 per cent), and the complexity of the procedure (10 per cent).

Almost all IDPs in camps (90 per cent) report that their housing, land or property was damaged or destroyed during the ISIL crisis and only 1 per cent of them have received property compensation to date. Bureaucratic complexity, delays in disbursement and lack of awareness of compensation mechanisms are the main barriers to accessing property compensation.

Lack of documentation, limited livelihood options and limited support to access safe shelter often compound existing child protections risks. In camps, 8 per cent of households reported that at least one child was working in the household, with most engaged in family

work (e.g., sewing, farming) and non-structured work such as selling water in the bazaar.

Six camps have had movement restrictions imposed in the second and third quarter of 2021, limiting people's access to livelihoods, markets or other services outside the camps; another eight camps did not have adequate facilities or services for individuals living with disabilities, while six camps did not have protection referral pathways in place or adequate protection services. Moreover, additional safety issues have been reported in some of the camps, including ill-lighting of latrines at night, no gender-separated latrines and missing locks, as well as limited electricity in some camps.<sup>81</sup>

### Coping Strategies

For the first time in three years people in camps, on average, report less reliance on negative coping strategies than out-of-camp IDPs and returnees. About 9 per cent of in-camp households used emergency coping strategies (similar to 2020 levels) and another 15 per cent used crisis coping strategies (slightly higher than in 2020) compared to averages of 11 per cent and 25 per cent for all three population groups. This could partially be the result of more stable humanitarian assistance and availability of services, as well as better monitoring and generally more structured and continuous support in formal camp settings.

In-camp IDP households with members living with disabilities only rely slightly more on crisis (18 per cent) or emergency coping strategies (10 per cent) than those without members living with disabilities (15 per cent and 9 per cent respectively). However, they are significantly more likely to experience distress, unemployment and spend more on health care. Female-headed households in camps are slightly less likely to use crisis (15 per cent) and emergency (7 per cent) coping strategies than male-headed households in camps (16 per cent and 9 per cent).

### Locations with High Degrees of Humanitarian Needs

People in formal IDP camps in Al-Sulaymaniyah District in Al-Sulaymaniyah Governorate, Sumail and Zakho

districts in Duhok Governorate, Khanaqin District in Diyala Governorate and Aqra, Al-Hamdaniya, Al-Mosul, and Al-Shikhan districts in Ninewa Governorate tend to experience a wider range of needs that reach extreme or catastrophic levels. The restrictions on freedom of movement imposed in some camps exacerbate the severity of need of many IDPs as their ability to freely access livelihoods and income and services outside the camp is curtailed. Although the scale and extent of movement restrictions varies from camp to camp and are subject to periodic change, instances of movement restrictions have been noted throughout 2021 for all or some populations in the following camps: Hasansham U2, Hasansham U3, and Khazer M1 in Al-Hamdaniya District, Qayyarah-Jad'ah 5 in Al-Mosul District, and Debaga IDP camp in Makhmour.<sup>82</sup>

### Vulnerable Groups

For the most part, there are no significant differences reported between how women and men who live in camps experience a wide range of humanitarian needs and how much they rely on harmful coping strategies to meet basic food needs. However, the type of negative coping mechanisms applied by women and men are known to differ. The one area where on average, female-headed households are worse than male-headed households relate to income and employment. Female-headed households report lower levels of income and are three times more likely to report unemployment compared to male-headed households in camps. Lower income levels and higher unemployment are correlated and taken together have the potential to affect female-headed households' ability to access food. Current analysis of the conflict-affected population shows that female-headed households are twice as likely as male-headed households to experience moderate or severe hunger. They are also more likely to report food and water as priority needs. Households with members living with disabilities are also more likely to report unemployment compared to households without disability.

### Voices of Affected People

In-camp IDPs would prefer to receive information first from friends and family (66 per cent of all households),

then humanitarian and development actors (41 per cent) and camp management (37 per cent), followed by Mukhtars or community leaders (32 per cent), then local authorities (19 per cent) and national authorities (4 per cent). Notably, only 27 per cent of in-camp IDPs say that humanitarian and development actors are their current top source of information, which seems to indicate a discrepancy between affected communities' expectations and actual support received in getting the information they need. Among all population groups, in-camp IDPs are least likely to cite local or national authorities among their top current information sources.<sup>83</sup>

Like out-of-camp IDPs and returnees, camp residents are primarily interested in information about how to find work and register for aid. Information about how to

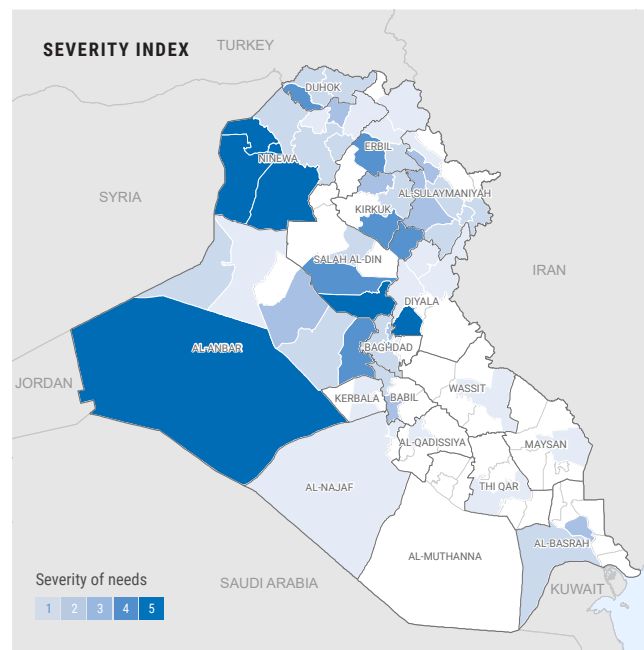
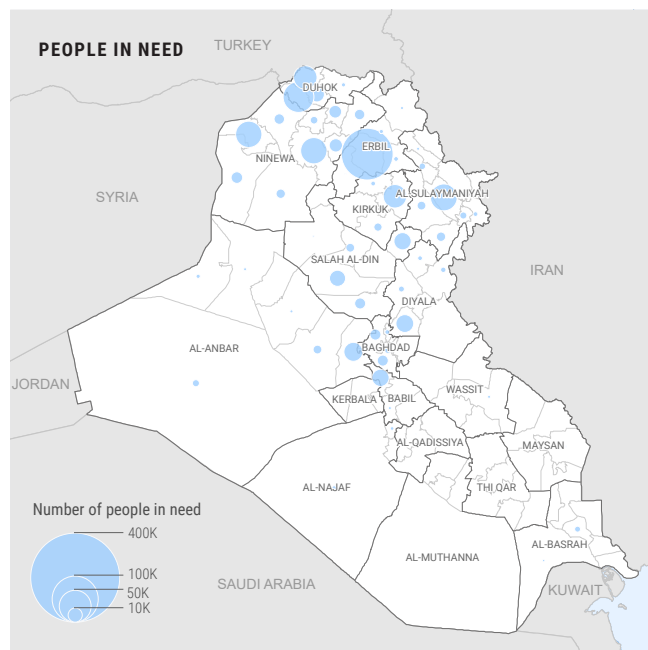
get food or more financial support and news about the areas of origin, are the other top information needs.<sup>84</sup> To a large extent, the information needs of in-camp IDPs reflect their self-reported priority needs, namely livelihood support, food, and health care.<sup>85</sup>

IDPs residing in camps have the highest levels of knowledge about complaint mechanisms among conflict-affected population groups. However, there has been a gradual decrease over the past two years, with 73 per cent of in-camp IDPs noting awareness in 2021 compared to 74 per cent in 2020 and 81 per cent in 2019.<sup>86</sup>



# Out-of-Camp IDPs

TOTAL POPULATION	PIN	PIN CHANGE FROM 2021	ACUTE PIN	ACUTE PIN CHANGE FROM 2021
1M	549K	✓32%	238K	✓49%



## Population Profile and Movement Trends

An estimated 1 million people continue to be displaced in out-of-camp settings as of August 2021, with most concentrated in Erbil (19 per cent), Al-Mosul (9 per cent), Kirkuk (8 per cent), Al-Sulaymaniyah (8 per cent) and Sumail (7 per cent) districts. Overall, there has been no significant change in the number of people displaced outside of camps at national level since August 2020.<sup>87</sup> While some IDPs departing camps have ended up in secondary displacement outside camps, other out-of-camp IDPs have managed to return, though with a low rate of return over the past year. Specifically, secondary displacement following failed returns and camp closures has resulted in an increase in the number of people displaced in informal sites in Baghdad, Al-Anbar and Ninewa governorates since 2020.<sup>88</sup> Nearly half of all out-of-camp IDP households have been displaced more than once, and 13 per cent have tried to return to their areas of origin but failed.<sup>89</sup>

Among out-of-camp IDPs, 278,000 are women and 273,000 men, including 35,000 older people above the age of 60. An estimated 46 per cent of out-of-camp IDPs are children: 230,000 girls and 231,000 boys. Nearly 15 per cent of out-of-camp IDP households are headed by women, which is 4 per cent higher than the 11 per cent average among the conflict-affected populations. An estimated 152,000 IDPs living with disabilities live in out-of-camp settings.

## Needs and Contributing Factors

Most out-of-camp IDP households, like those in camps, do not intend to return to their areas of origin within the next year but intend to remain in their current location. The main reasons to not return are the same as for the IDPs in camps, namely damaged or destroyed houses, lack of livelihoods and fear or trauma associated with the area of origin.

Similar to in-camp IDPs, the condition of shelters, the available quantity of water, child protection risks and harmful coping mechanisms to meet food needs are driving the severity of needs of out-of-camp IDPs. While the needs of IDPs in camps are primarily driven by shelter conditions, the needs of out-of-camp IDPs are driven by their exposure to harmful coping strategies and child protection risks. These two issues are the main contributors to the severity of needs of the out-of-camp IDP population. Additionally, for the IDPs-out-of-camp the perceived impact of the presence of explosive ordnance is a significant concern and one that contributes to further increasing the severity of their needs.

### **Impact of Critical Shelter and Lack of Documentation on Other Needs**

People who live in critical shelter and lack core documentation are more likely to face protection risks and to experience additional severe needs. Among out-of-camp IDPs, 14 per cent or an estimated 143,000 people live in critical shelter and are three times more likely to experience limited or no access to primary health care services or improved sanitation.<sup>90</sup> They are also three times more likely to report feeling unsafe, and twice as likely to have borderline or poor food consumption, than those who do not live in critical shelter.

Out-of-camp IDPs are more likely than returnees but less likely than in-camp IDPs to report missing at least one key household or individual document (25 per cent). Households missing three or more core documents are five times more likely to risk eviction and three times more likely to face child protection risks or experience hunger. Furthermore, households in out-of-camp settings without documentation are also twice as likely as those possessing documentation to rely on negative coping strategies to meet basic needs, have borderline or poor food consumption, and have children not accessing learning. Missing two or more core documents is further exacerbating needs, given that usually a combination of these documents is required to access basic services and exercise their rights.

### **Livelihoods, Income and Food Security**

Within the conflict-affected population, food insecurity is highest among out-of-camp IDPs, with 15 per cent of the households reporting moderate or severe hunger compared to only 4 per cent among in-camp IDP households and 5 per cent among returnee households.<sup>91</sup> Out-of-camp IDPs are also more prone than in-camp IDPs or returnees to rely on crisis or emergency strategies to cope with lack of food or money to buy it. Those who live in critical shelter and lack core documentation are particularly vulnerable as they are two to three times more likely to have insufficient caloric intake or experience hunger than the average out-of-camp IDP household.<sup>92</sup>

Insufficient and inadequate food consumption is the result of limited or no income which is exacerbated by lack of livelihoods opportunities. Some 30 per cent of out-of-camp IDP households have at least one family member who is unemployed and seeking work. Many adults cannot find employment due to increased competition which is an issue for 73 per cent of out-of-camp IDPs households; perceived lack of opportunities for women (inclusive of both the failure of the market to open certain jobs for women and the perceived social and cultural barriers) noted by 17 per cent of the households; and lack of qualifications which is a barrier for 12 per cent of the households.<sup>93</sup> IDPs are heavily reliant on informal commerce/daily labour as their main income source, and reliance on this type of jobs has increased since 2020.<sup>94</sup> In addition to the challenges posed by lack of income and unemployment, limited access to markets was found to be an issue for 16 per cent of out-of-camp IDPs.<sup>95</sup>

According to key informants and community leaders, employment and livelihoods opportunities are the top needs for out-of-camp IDPs.<sup>96</sup> Moreover, the most sought-after information by IDPs living outside of camps, include how to register for aid and how to find work. How to get food is their fourth highest information need, after information related to shelter.<sup>97</sup>

## Access to Services

Most out-of-camp IDP households have access to a health clinic within one hour reach from their dwellings (98 per cent), but only half (52 per cent) report the same in relation to a hospital with emergency, maternity, surgical and paediatric services.<sup>98</sup> Notably, in 23 per cent of all displaced households outside of camps, women of reproductive age face difficulties accessing specialized reproductive health services, while 12 per cent of out-of-camp IDP households include people with an unmet health care need in the last three months, the highest proportion among conflict-affected populations.<sup>99</sup> The main barriers limiting access to health care are the same as those reported by in-camp IDPs, namely cost of health care (74 per cent), distance to a health centre (11 per cent) and lack of referrals (9 per cent).<sup>100</sup> Across all population groups, households with members living with disabilities tend to spend more on health care and often have worse physical and mental health status.

While most out-of-camp IDP households have access to improved water sources (90 per cent) not all have enough water for drinking and domestic purposes (80 per cent). Almost half of out-of-camp IDPs experience problems related to water quality, and among those, only half treat the water prior to drinking. Related to sanitation and hygiene, most have access to improved functional sanitation facilities (95 per cent), handwashing facilities with water (91 per cent) and access to soap (96 per cent). The greatest need is to support the one fifth of out-of-camp IDPs households who do not have access to sufficient water, while improving water quality and sanitation for the rest. On average, people in informal sites tend to have significantly less access to an improved water source compared to the rest of the out-of-camp IDP households, and slightly less access to sufficient water, improved functional sanitation facilities and soap.<sup>101</sup>

Out-of-camp IDPs have a lower child drop-out rate (8 per cent) than returnees (12 per cent) but higher than among in-camp IDPs (6 per cent).<sup>102</sup> One fifth of school-aged IDP children living outside of camps were not enrolled in school for the year 2020-2021, while close to half did not access distance education

regularly while schools were closed during the pandemic. The main barriers to education for children displaced in out-of-camp settings are different to those living in camps, with high costs being the main impediment (32 per cent), followed by physical impediments (15 per cent) and inability to register (14 per cent). On average, children in informal sites are more frequently dropping out of school and have less interest in education.<sup>103</sup>

Out-of-camp IDPs living with disabilities continue to struggle to access services. As many as 48 per cent of out-of-camp IDP households with one or more members living with disabilities reported that they have members in the household unable to access one or more basic services due to disability.<sup>104</sup>

## Protection Violations

One quarter of IDP households living outside formal camps, including in informal sites, lack at least one key household or individual document. Among them, as many as 8 per cent of households have children who do not have their birth certificates. No attempts to obtain or renew documents (30 per cent), high costs (23 per cent), and inability to access civil affairs directorates or courts (19 per cent) are the main factors preventing out-of-camp IDP households from accessing civil documentation. Lack of documents affect freedom of movement, access to basic services and access to government assistance.

The housing status is particularly precarious for out-of-camp IDPs. More than half of IDP households lack valid housing, land and property documentation and as many as 16 per cent report risk of eviction (compared to only 3 per cent among returnees) primarily due to landowners' request to vacate or lack of funds to pay rent. Additionally, 18 per cent of households perceive to be impacted by the presence of explosive ordnance, limiting their freedom of movement, including access to health, education, or markets, or having experienced a family member be killed or injured.<sup>105</sup>

A wide range of protection risks threaten children in out-of-camp locations. In 8 per cent of out-of-camp IDP households, children contribute to the family's

economic survival, with most engaged in structured work such as serving in restaurants and non-structured work such as selling water in the bazaar. The incidences of child labour are higher in female-headed households compared to male-headed households. Exposure to explosive ordnance remains a real concern for girls and boys who live and move around in unsafe areas. Moreover, violent disciplinary measures used against children are often reported among out-of-camp IDPs (33 per cent). Psychosocial distress is highest among out-of-camp IDPs for both adults and children.

### Coping Strategies

Out-of-camp IDPs have seen a gradual worsening of their capacity to cope with their situation over the last three years.<sup>106</sup> In 2021, crisis strategies were used by 35 per cent of the out-of-camp IDPs compared to only 23 per cent a year ago, while emergency strategies were reported by 21 per cent in 2021 compared to only 13 per cent in 2020. Furthermore, the analysis last year found that out-of-camp IDPs were also the hardest hit by the pandemic, with this population group using negative coping strategies more frequently than in-camp IDPs and returnees. This trend continued in 2021, with a significantly higher proportion of out-of-camp IDPs continuing to rely on emergency coping strategies (21 per cent) compared to in-camp IDPs and returnees (9 per cent each). The figures point to a worsening of the living conditions for this population group, in part attributable to the pandemic, but also likely due to lower availability of services compared to in-camp IDPs, and less integration into the local communities and access to local services and livelihoods opportunities than returnees.

Female-headed households displaced outside camps are only slightly more likely than male-headed households to report using emergency strategies at 23 per cent compared to 21 per cent.<sup>107</sup> However, households where a family member has a disability are significantly more likely to rely on emergency coping strategies, with 36 per cent of households with a member living with disabilities reporting reliance on emergency negative coping strategies compared to only 19 per cent of the households without disabilities.

### Locations with High Degree of Humanitarian Needs

People displaced in out-of-camp locations, including informal sites, in Al-Falluja and Al-Rutba districts in Al-Anbar Governorate; Al-Karkh District in Baghdad Governorate; Sumail District in Duhok Governorate, Baquba District in Diyala Governorate; Erbil District in Erbil Governorate, Daquq District in Kirkuk Governorate; Al-Baaj, Al-Hatra, and Sinjar districts in Ninewa Governorate; and Balad, Samarra, and Tooze Khurmato districts in Salah Al-Din Governorate tend to experience a wider range of extreme or catastrophic needs.

### Particularly Vulnerable Groups

Among out-of-camp IDPs, children are particularly vulnerable. Two of the five factors contributing the most to increasing the humanitarian needs of out-of-camp IDPs—namely the use of negative coping strategies and reports of child protection risks in the household—directly affect the wellbeing of children.

More than one fifth of all households employ emergency-level coping strategies, such as children dropping out of school; adults engaging in high-risk behaviours or activities; families migrating and forced marriages. Similar numbers report that children in their household experience at least two of the following child protection risks: children not being part of a protective learning environment; children exhibiting behaviour change which is an indication of psychosocial distress; children missing a key individual documentation; child marriage; or child labour. Among out-of-camp IDPs, 8 per cent of households confirmed that children under the age of 18 work to contribute to family income. Another 16 per cent of households have children who no longer reside in the household as they have left to seek work. Moreover, among the households that have children no longer residing with them, 33 per cent indicated that marriage was the reason for the child leaving the family.<sup>108</sup>

The only discernible difference in needs among female- and male-headed households is that the former is twice as likely to experience unemployment. Meanwhile, households with members living with disabilities are significantly more vulnerable than

those without members living with disabilities as they are two to three times more likely to rely on negative coping strategies and to experience a wide range of needs, including in critical areas such as food, child protection, and housing.

## Voices of Affected People

IDPs living outside of camps receive information primarily from friends and family (73 per cent of all households surveyed), local authorities (24 per cent), humanitarian and development actors (24 per cent) and Mukhtars or community leaders (19 per cent) but would prefer to rely more on humanitarian and development actors (37 per cent), local authorities (27 per cent) and mukhtars or community members (22 per cent), in addition to friends and family (67 per cent) and social media and internet (27 per cent).<sup>109</sup>

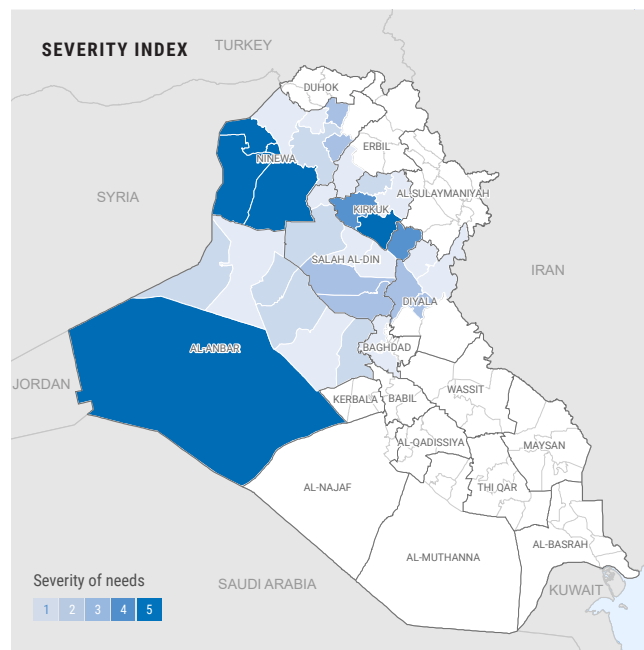
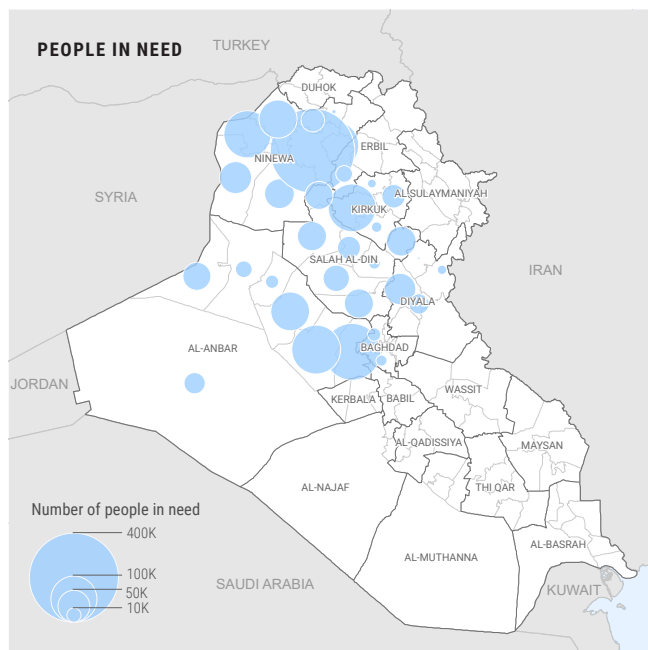
Similar to in-camp IDPs, out-of-camp IDPs are also interested in information on registering for aid and how to find work. Additionally, they seek information on how to obtain shelter and food, followed by information about how to get more financial support.<sup>110</sup> To a large extent, the information needs of out-of-camp IDPs align with their self-reported priority needs, which were food, shelter, and livelihoods support, with health care coming in as fourth priority at similar levels as for in-camp IDPs.<sup>111</sup>

Over the last three years, IDPs residing in out-of-camp settings continued to have the lowest levels of awareness of complaint mechanisms among the conflict-affected population. Moreover, the levels of awareness declined in the last 12 months, with only one third of the households reporting being aware of such mechanisms in 2021 compared to half of the population reportedly aware in 2020.<sup>112</sup> Overall, female-headed households are less aware about these mechanisms than male-headed households.



# Returnees

TOTAL POPULATION	PIN	PIN CHANGE FROM 2021	ACUTE PIN	ACUTE PIN CHANGE FROM 2021
4.9M	1.7M	✓44%	579K	✓68%



## Population Profile and Movement Trends

A total of 4.9 million people out of the 6.1 million people displaced since the start of the ISIL crisis have returned to their areas of origin. However, the rate of returns has stagnated, with only 16 per cent of the total returns (approximately 774,000 people) having taken place since the end of 2018 and mostly in Erbil, Kirkuk, Salah Al-Din and Al-Anbar governorates.<sup>113</sup> As of September 2021, the highest numbers of returnees are in Al-Mosul and Telafar districts in Ninewa Governorate (1.4 million people), Al-Ramadi and Al-Falluja districts in Al-Anbar Governorate (1.2 million), and Tikrit in Salah Al-Din Governorate (190,000 people).<sup>114</sup>

Among the returnee population, 41 per cent are children under the age of 18, approximately 985,000 girls and 1 million boys. The rest are adults, encompassing 1.3 million women and 1.3 million men. Among the adults, an estimated 226,000 people are

older people (5 per cent of the returnee population), while an estimated 733,000 people live with disabilities in return areas.

## Needs and Contributing Factors

For returnees, just like for in-camp and out-of-camp IDPs, inadequate shelter conditions, child protection risks and use of harmful coping mechanisms to meet basic food needs are among the top issues driving needs in their areas of origin. In addition to these issues, that are common to all population groups, the perceived impact from the presence of explosive ordnance (shared concern with out-of-camp IDPs), is the third most important driver influencing the overall severity of needs, after shelter and child protection issues. Another factor contributing to the severity of needs among returnees are children not accessing learning and facing severe barriers when attempting to access learning.

## Impact of Critical Shelter and Lack of Documentation on Other Needs

Returnees are the most likely group to experience additional severe needs because of living in critical shelter and lacking core documentation. Between 4 to 7 per cent of returnees (up to 330,000 people) live in critical shelter. Returnees who live in critical shelter are significantly more likely to also experience lack of access to health and sanitation, food insecurity, child protection and GBV risks, as well as evictions and use of negative coping strategies. Returnees living in critical shelter are 19 times more likely to lack access to health care services within one hour distance from their dwellings, eight times more likely to not have access to improved sanitation and four to five times more likely to experience hunger and poor food consumption.<sup>115</sup>

Although a smaller proportion of returnee households (16 per cent) report missing at least one key household or individual document compared to people who remain displaced (28 per cent households in camps and 25 per cent in out-of-camp settings),<sup>116</sup> the actual number of returnees without documentation remains high at approximately 792,000 people. This is of great concern, given that returnees who lack three or more core documents are five times more likely to face difficulties accessing improved sanitation, three times more likely to live in critical shelter and not access education, and twice as likely to feel unsafe and face child protection risks such as early marriage or child labour.

## Livelihoods, Income and Food Security

Overall, 5 per cent of returnee households report moderate or severe hunger.<sup>117</sup> Returnees who live in critical shelter are five times more likely to have poor food consumption, four times more likely to face severe hunger and twice more likely to rely on crisis or emergency strategies to cope with lack of food or money to buy it.<sup>118</sup> Among returnee households, about 86 per cent spend more than 40 per cent of their total expenditure on food, while two thirds have incurred debt to afford basic needs such as food, health care, education or household expenditures.<sup>119</sup>

Lack of livelihoods opportunities and limited or no income affect the food security status of an individual. Some 25 per cent of all households that have returned to their areas of origin have at least one family member above the age of 18 who is unemployed and seeking work, an increase from 18 per cent in 2020. Although returnees are more likely to rely on paid public sector jobs than IDPs, reliance on informal commerce or daily labour has reportedly also increased among returnees since 2020.<sup>120</sup> Returnees cannot find employment primarily because of increased competition for jobs. This was a barrier mentioned by 75 per cent of households where adults are looking for jobs. The second and third most reported barriers, affecting 17 per cent of returnee households, relate to lack of opportunities for women and distance to job opportunities.<sup>121</sup>

Similar to IDPs, returnees are also primarily interested in information on how to register for aid (40 per cent), to find work (27 per cent) and to find food (18 per cent).<sup>122</sup> According to key informants and community members, employment and livelihoods opportunities are the top needs for returnees.<sup>123</sup>

## Access to Services

Most returnees have access to a health clinic within one hour from their dwellings (99 per cent), but only half (54 per cent) report the same in relation to a hospital with emergency, maternity, surgical and paediatric services.<sup>124</sup> Approximately one fifth of returnee households reported that women of reproductive age face difficulties accessing specialized reproductive health-care services and 8 per cent reported that members in their household had a health care need in the last three months that was unmet.<sup>125</sup> Similar to the other conflict-affected population groups, the cost of health care was the main barrier to accessing health care reported by 75 per cent of returnee households, followed by distance to a health centre (14 per cent) and lack of referrals (13 per cent).<sup>126</sup> People living in critical shelter are significantly more likely to face difficulties in reaching a primary health care centre.<sup>127</sup>

Some 14 per cent of returnee households do not have access to improved water sources and 15 per cent do not have enough water for drinking and domestic purposes. Moreover, 55 per cent of all returnee households experience problems related to the quality of the water; of them only 68 per cent treat the water prior to drinking. Related to sanitation and hygiene, most have access to improved functional sanitation facilities (98 per cent), handwashing facilities with water (93 per cent) and soap (97 per cent).

A total of 85 per cent of returnee school-aged children were enrolled in school for the year 2020-2021, but one third did not access distance education regularly while schools were closed due to the pandemic. Returnees experience the highest school drop-out rate among all population groups, with 12 per cent of households reporting that at least one child dropped out of school in the previous school year compared to only 6 per cent among in-camp IDPs and 8 per cent among out-of-camp IDPs.<sup>128</sup> Similar to out-of-camp IDPs, the high cost is the main barrier preventing children from accessing learning (24 per cent), followed by lack of interest of the child (13 per cent) and schools not functioning (13 per cent).<sup>129</sup>

Similar to IDPs, returnees living with disabilities continue to struggle to access services. As many as 39 per cent of returnee households with a member living with disabilities reported that they have members in the household who are unable to access one or more basic services due to disability.<sup>130</sup>

## Protection Violations

About 16 per cent of returnee households lack at least one key household or individual document. Among them, as many as 8 per cent of households have children who do not have birth certificates. The main barriers to accessing civil documentation include lack of attempts to obtain or renew the documents (44 per cent), high costs (12 per cent), and complexity of the legal process (10 per cent). Without key documents such as a Public Distribution System (PDS) card or identification card, these households face more severe problems in accessing basic services, finding employment, or receiving government assistance.

People who lack documentation are more likely to live in inadequate shelter conditions, have sanitation and education needs, and face GBV and child protection risks.

A wide range of protection risks threaten children in return locations, especially when the family is not able to resume a full, safe and dignified life in their places of origin. Some 5 per cent of returnee households report that at least one child in the household is contributing to the family income, with most working children engaged in family work (e.g., sewing, farming), followed by structured work such as serving in shops or restaurants. Among the returnee households that have children no longer residing with them, 55 per cent indicated that marriage was the reason that the child left the family. Moreover, one third of all returnee households report using violent disciplinary measures against children. Returnee households are, on average, more likely than IDPs to report that women and girls avoid certain areas (e.g., markets, water points, distribution areas) because they feel unsafe.<sup>131</sup>

## Coping Strategies

To sustain themselves, many returnee families resort to harmful activities that in some cases reach crisis or emergency levels. While reliance on emergency-level coping strategies remained at the same levels as in 2020 (9 per cent), reliance on crisis strategies among returnees increased from 8 per cent in 2020 to 23 per cent in 2021, which means that selling means of transport to gain capital, child labour and changing place of residence and accommodation to reduce expenses is more frequent now than a year ago. The last of these strategies is reflected in the increased instances of re-displacement and failed returns recorded in Iraq in 2021. A slightly higher proportion of female-headed households employ negative coping strategies compared to male-headed households in returnee locations.

## Locations with High Degree of Humanitarian Needs

People who have returned to their areas of origin in Al-Rutba District in Al-Anbar Governorate; Al-Hawiga and Daquq districts in Kirkuk Governorate; Al-Baaj,

Al-Hatra and Sinjar districts in Ninewa Governorate and Tooz Khurmato District in Salah Al-Din Governorate tend to experience a wider range of needs that have reached extreme or catastrophic levels.

### Vulnerable Groups

Returnee children are a very vulnerable group due to the frequent use of negative coping strategies by their families and caregivers. Returnee children are also exposed to multiple child protection risks, a situation that is exacerbated by disrupted education and reduction of protective spaces caused partly by the pandemic. Barriers to child protection services for caregivers is highest among returnees, followed by out-of-camp IDPs and in-camp IDPs.<sup>132</sup> Returnee communities continue to struggle to cope with the worsening economic conditions and limited livelihoods opportunities, and many families are forced to resort to using negative coping mechanisms which directly affect their children, such as child marriage and child labour. More than 50 per cent of returnee households who have children working say that their children work in either non-structured work or structured work, including selling water in bazaars or serving in shops and restaurants.

People who have been forced to return are also highly vulnerable given the limited opportunities they have to resume a safe, healthy and dignified life. Many would have to return to poor shelter conditions and limited livelihoods opportunities. Only a little more than half of returnee households report that they have access to a safe and healthy housing enclosure unit, which is needed to meet minimum standards for dignified and safe shelter, meaning that the other half lives in shelters that are not protected from cold, heat or rain (i.e., no ventilation or insulation) or where they face threats to their health including from dirt or debris.

### Voices of Affected People

Like IDPs, returnees meet their information needs primarily through friends and family (78 per cent of households surveyed). This is followed by local authorities (45 per cent), mukhtars and community leaders (38 per cent), humanitarian and development actors (26 per cent), and national authorities (19 per cent). For returnees, there is no significant difference between the actual and preferred information source. Furthermore, compared to IDPs, returnees seem to lean more on local and national authorities as well as Mukhtars and community leaders to meet their information needs.<sup>133</sup>

Like IDPs, returnees are also interested in information on how to register for aid. Additionally, they are interested in receiving news on what is happening in their areas, followed by information on how to find work and how to receive more financial support.<sup>134</sup> To a large extent, the information needs of returnees align with their self-reported top priority needs, namely health care, livelihoods support and food.<sup>135</sup>

Meanwhile, the level of awareness of returnee households about complaint and feedback mechanisms declined significantly in 2021 with only 37 per cent of households aware compared to 59 per cent in 2019 to 52 per cent in 2020.<sup>136</sup> Overall, female-headed households are less aware about these mechanisms than male-headed households.

## People in need by governorate

GOVERNORATE	IN-CAMP IDPS			OUT-OF-CAMP IDPS		
	POPULATION	PIN	ACUTE PIN	POPULATION	PIN	ACUTE PIN
Al-Anbar				35 K	26 K	22 K
Al-Basrah				6 K	2 K	<500
Al-Muthanna				1 K		
Al-Najaf				9 K	2 K	1 K
Al-Qadissiya				4 K	<500	
Al-Sulaymaniyah	11 K	11 K	9 K	121 K	52 K	27 K
Babil				17 K	15 K	5 K
Baghdad				27 K	18 K	10 K
Diyala	1 K	1 K	1 K	49 K	21 K	8 K
Duhok	110 K	110 K	93 K	143 K	88 K	47 K
Erbil	14 K	14 K	4 K	197 K	136 K	34 K
Kerbala				12 K	2 K	
Kirkuk				91 K	33 K	13 K
Maysan				2 K	1 K	
Ninewa	45 K	45 K	38 K	233 K	114 K	49 K
Salah Al-Din				59 K	38 K	22 K
Thi Qar				3 K	<500	
Wassit				5 K	1 K	<500
<b>Total</b>	<b>180 K</b>	<b>180 K</b>	<b>144 K</b>	<b>1.0 M</b>	<b>549 K</b>	<b>238 K</b>



RETURNEES			OVERALL		
POPULATION	PIN	ACUTE PIN	POPULATION	PIN	ACUTE PIN*
1.5 M	442 K	158 K	1.5 M	469 K	180 K <div></div>
			6 K	2 K	<500
			1 K		
			9 K	2 K	1 K
			4 K	<500	
			132 K	63 K	36 K <div></div>
5 K			22 K	15 K	5 K
83 K	15 K		110 K	33 K	11 K <div></div>
238 K	74 K	41 K	288 K	96 K	49 K <div></div>
1 K			253 K	197 K	140 K <div></div>
48 K	14 K	3 K	259 K	164 K	40 K <div></div>
			12 K	2 K	
339 K	153 K	55 K	429 K	185 K	68 K <div></div>
			2 K	1 K	
1.9 M	788 K	253 K	2.2 M	948 K	341 K <div></div>
723 K	239 K	70 K	782 K	277 K	92 K <div></div>
			3 K	<500	
			5 K	1 K	<500
4.9 M	1.7 M	579 K	6.1 M	2.5 M	961 K

\* Bar chart represents the magnitude of the acute PIN relative to other governorates.

## IRAQ

### Multi-Cluster Needs Assessment (MCNA IX, 2021)



#### Shelter



#### All groups



#### In-Camp IDPs



#### Out-of-Camp IDPs



#### Returnees

Percentage of households living under critical shelter conditions



Percentage of households whose property has been damaged during the conflict



#### Lack of documentation and protection violations

Percentage of households missing at least one key household or individual document



Percentage of households with presence of child marriage



Percentage of households with at least one person under 18 working



#### Access to services (Education, Health and Wash)

Percentage of households with members unable to access one or more services due to disability



Percentage of school-aged children not enrolled in school for the 2020-2021 school year



Percentage of children dropping out of school in the previous year



Percentage of households that can not access primary healthcare (health clinic and/or hospital) within one hour from dwellings



Percentage of households that can not access a hospital with emergency, maternity, surgical and pediatric services within one hour from dwellings



Percentage of households reporting that women of reproductive age (15-49) face difficulty in accessing specialized reproductive health services



Percentage of households that do not have access to a sufficient quantity of water for drinking and domestic purposes

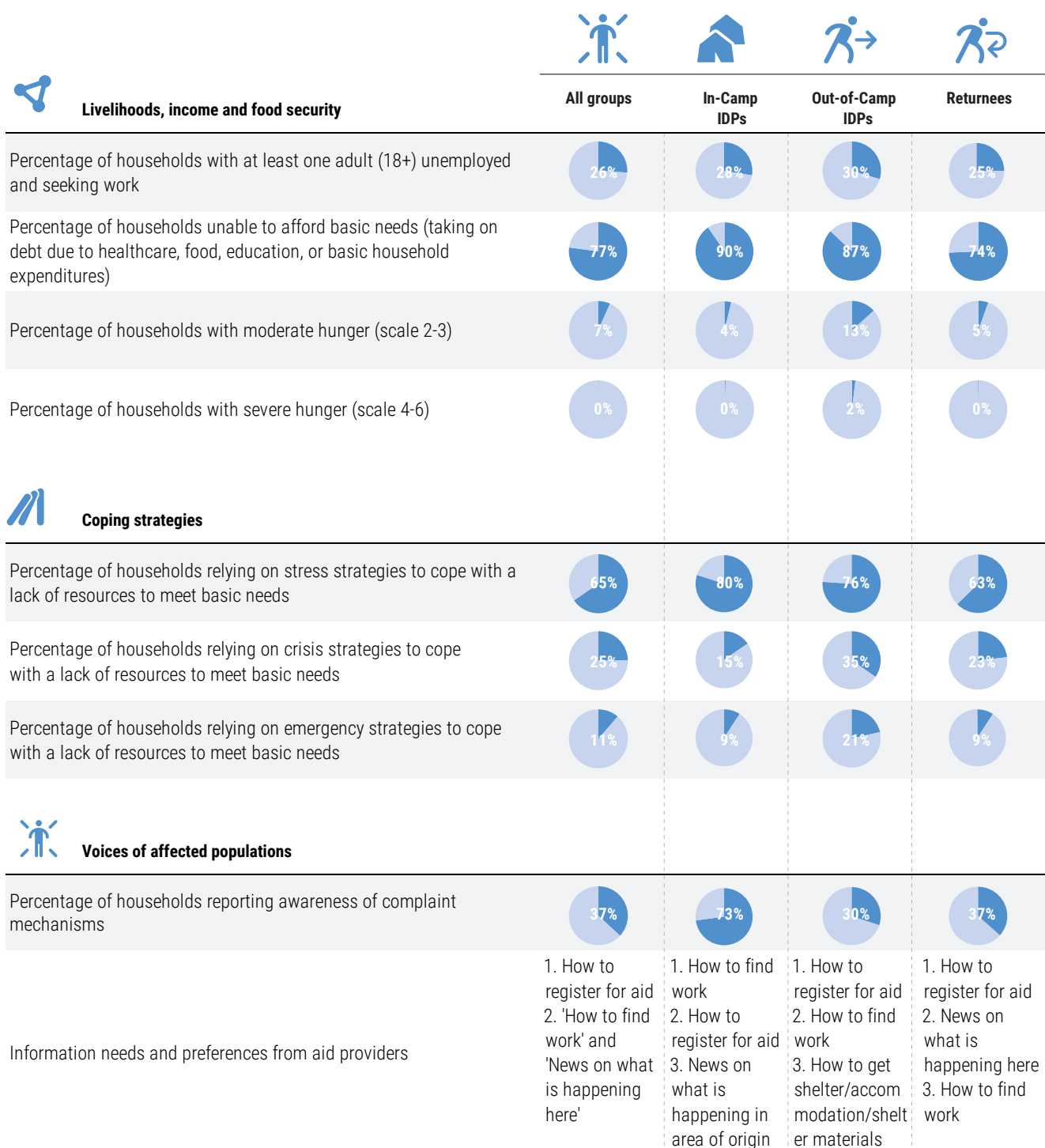


Percentage of households with no access to an improved water source



Percentage of households with no access to improved functional sanitation facilities





Data analysis is conducted at the household level based on the findings of the MCNA (IX), REACH Initiative, 2021. The percentages of households were determined based on the JIAF method, data scenario "A" approach. These percentages are unique to each population group and therefore do not need to sum to 100%.



#### MOSUL, IRAQ

Jad'ah 5 IDP camp - Al-Mosul, 2021 © Farhad Majono, INTERSOS

#### SALAH AL-DIN, IRAQ

Other families from the closed Balad train station camp, unable to return to their nearby land, have started renting houses. They can hardly afford it and household debts have increased, June 2021 © OCHA

#### DUHOK, IRAQ

DOMIZ Self-learning materials, 2021 © Basemelia

#### AL-SULAYMANIYAH, IRAQ

Ashti Camp, IDP children outside their home in the camp, November 2021 © OCHA

## 1.5 Number of People in Need

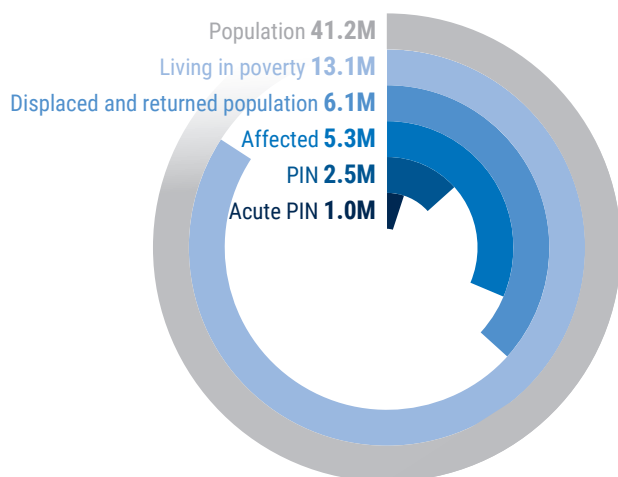
Of the 6.1 million people originally displaced, 2.5 million continue to face humanitarian needs, including 728,000 IDPs and 1.7 million returnees; of these just under 1 million people are in acute need, including 382,000 IDPs and 579,000 returnees.

The overall number of people in need (PIN) in Iraq decreased from 4.1 million people in the 2021 HNO to 2.5 million people in the 2022 HNO, a decrease of 41 per cent that partially reflects the stabilizing socioeconomic impact of COVID-19 and partially the result of a narrower focus on people with multiple humanitarian needs that require life-saving and life-sustaining assistance, rather than longer-term development and recovery assistance.

The 2.5 million people in need include 180,000 in-camp IDPs, 549,000 IDPs displaced outside camps; and 1.7 million people who have returned to their areas of origin. Among them, there are 685,000 women, 543,000 girls, 676,000 men and 550,000 boys. An estimated 46,000 households are headed by women, an estimated 96,000 are older people, and another 368,000 are estimated to live with disabilities.

Out of the 2.5 million people in need an estimated 961,000 people experience acute need compared to 2.4 million people the previous year. This 61 per cent decrease has primarily occurred among returnees and IDPs living outside camps. The drop in the acute PIN is the result of a narrower definition of humanitarian need, with tighter focus on identifying people with multiple humanitarian needs directly generated by the crisis with ISIL and less focus on longer term needs caused by structural issues. People in acute need are the most severely vulnerable, who are not able to meet several of their most basic needs, often live in critical shelter, lack core civil documentation and require protection.

The 961,000 people in acute need include 144,000 in-camp IDPs, 238,000 IDPs displaced outside camps; and 579,000 people who have returned to their areas of origin. Among them, there are 268,000 women, 212,000 girls, 265,000 men and 215,000 boys. Special consideration should be given to individuals who have significant barriers in accessing services and meeting basic needs, including an estimated 18,000 households headed by women, an estimated 38,000 older people, and another 144,000 people estimated to live with disabilities.





## People in need by sex, age and disability

POPULATION GROUP	POPULATION	PIN	FEMALE	MALE	CHILDREN	OLDER PEOPLE	WITH DISABILITY
In-camp IDPs	180K	180K	93K	87K	84K	7K	27K
Out-of-camp IDPs	1.01M	549K	275K	273K	250K	19K	82K
Returnees	4.88M	1.73M	843K	883K	714K	80K	259K
<b>Overall</b>	<b>6.1M</b>	<b>2.5M</b>	<b>1.2M</b>	<b>1.2M</b>	<b>1.1M</b>	<b>96K</b>	<b>368K</b>

## Part 2

# Risk Analysis and Monitoring of Situation and Needs

---

### DUHOK, IRAQ

Sheikhan Camp,  
November 2020 © OCHA



## 2.1

# Risk Analysis

The situation in Iraq continues to be volatile in large part due to the fragile political and security context resulting in protracted displacement, the impact of COVID-19, increasing risk of water scarcity, and an unstable economic situation. Over the next year, the country may be exposed to significant risks, which could impact humanitarian needs unless longer term efforts to prevent and mitigate are accelerated.

The INFORM Index for Risk Management assesses Iraq to be the 13<sup>th</sup> most at-risk country globally,<sup>137</sup> categorized at the highest level of risk when considering levels of exposure to hazards, vulnerability, and coping capacity. Iraq is exposed to natural hazards, notably floods, droughts, earthquakes, and epidemics. However, human-induced disasters pose a greater risk to Iraq. In 2022, the very high risk of projected violence continues to be significant, and likely to be exacerbated by the increased likelihood of water scarcity and regional geo-political dynamics.

### Risks Related to Conflict and Displacement

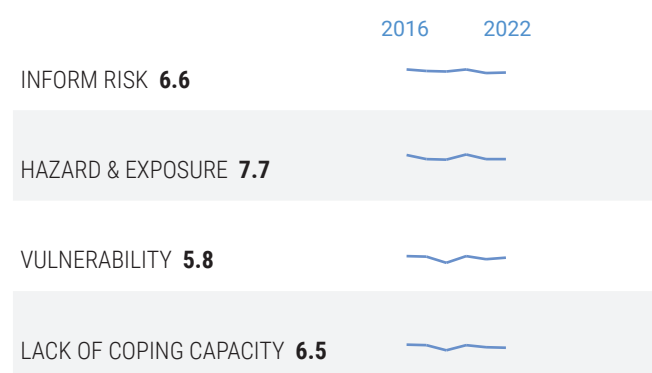
Iraq will continue to face risks stemming from the evolving political and security context in the year ahead. Four years after the end of large-scale military operations against ISIL, pockets of instability and insecurity remain largely due to ongoing social, ethnic, and sectarian tensions. Risks of ISIL-initiated attacks persist, particularly in the northwestern and central governorates. More recently, protests intensified related to the October 2021 election. Some political instability will persist, particularly until government formation is completed.

In 2021, ISIL activities appear to have shifted eastward from the Al-Anbar and Salah Al-Din governorates towards Kirkuk and Diyala, according to UN reports.<sup>138</sup> In the year ahead, remaining ISIL cells are expected to continue mounting small-scale attacks against

government and civilian targets, including water networks and electricity infrastructure. Military operations against ISIL will also likely continue. As a result, small-scale displacement due to both ISIL attacks and the military response to the attacks is anticipated.<sup>139</sup>

At the same time, the presence of other armed groups continues to expand in areas formerly held by ISIL. In some locations, the groups may not be reflective of local identities and further aggravate existing community-level tensions often resulting in insecurity and targeted attacks on returnees. Overt violence and increased inter-community tensions may subsequently result in the secondary displacement of returnees. Tensions between some armed groups and foreign forces present in Iraq continue, with a deadline of 31 December 2021 to remove foreign combat troops.

### INFORM Index



For more information, visit: [www.inform-index.org](http://www.inform-index.org)

**INFORM**  
INDEX FOR RISK MANAGEMENT



Since 2019, there has been a steady decrease in the number of people living in camps. Further government-led closure and consolidation of IDP camps and informal sites may continue in 2022, likely resulting in further secondary displacement. Moreover, IDP families consistently report low intention to return to their areas of origin. Barriers to return include the security situation in areas of origin, lack of housing, and lack of access to livelihoods. These barriers to return and parallel barriers to local integration suggest that protracted displacement is likely to persist for the majority of IDP families throughout 2022. However, as implementation of the durable solutions framework advances, it is hoped that further progress will be made over the next year to address the current barriers to return or facilitate local integration or resettlement of the remaining IDPs.

### Risks Related to COVID-19

In 2020, the INFORM COVID-19 Index ranked Iraq as 64<sup>th</sup> out of 191 countries for COVID-19 risk, indicating a medium risk for widespread outbreak largely due to the current state of the health-care system, which is ill-equipped for mass hospitalizations and widespread testing.<sup>140</sup> With COVID-19 likely to continue beyond 2022, the pandemic continues to present a double hazard in Iraq, simultaneously aggravating existing humanitarian needs for the most vulnerable conflict-affected populations, while generating new vulnerabilities for the general population.

Alongside social distancing practices, continued intermittent lockdown measures have contributed to mitigating the spread of COVID-19, while also negatively affecting economic outcomes. As of October 2021, more than one year since the first lockdown measures, Iraq continues to battle high caseloads of the virus and experience disruptions to work, school attendance and health care due to public health prevention measures. Across Iraq, income losses due to the pandemic are widespread, with larger declines in employment income reported by displaced and female-headed households.

In 2022, access to basic services will likely continue to be disrupted in many parts of the country. The health

system was overburdened before the pandemic and has had to divert resources from other essential health services to the COVID-19 response. The disruptions caused by COVID-19 will continue to disproportionately impact women, girls and people living with disabilities due to decreased access to basic services, including education, immunization, and maternal and child health. Since March 2020, vaccination rates have dropped between 20 to 30 per cent for all antigens, and an estimated 300,000 children risk missing out on vaccinations. Furthermore, despite this shift in effort and resources to combat COVID-19 spread, there is a sizeable gender gap in COVID-19 vaccination coverage. By September 2021, less than 20 per cent of Iraqis had received at least the first dose of an approved COVID-19 vaccine. Of this group an estimated 65 per cent are men and boys, while 35 per cent are women and girls.

The potential increase in COVID-19 caseloads in 2022 due to new waves and/or variants would further divert resources away from basic services negatively impacting the most vulnerable populations. Meanwhile, the socioeconomic impact of COVID-19 will be addressed through other response frameworks, including the Socioeconomic Response Plan.<sup>141</sup>

### Risks Related to Water Scarcity

Across Iraq, rising temperatures and record low levels of rainfall have significantly reduced access to drinking and agricultural water. Water scarcity is also disrupting essential infrastructure as hydroelectric dams run out of water, which negatively impacts access to basic services including health facilities.

Historically, Iraq has enjoyed plentiful water access to the Tigris and the Euphrates rivers which provide 98 per cent of the country's surface water. However, reduced river flow rates, compounded by management and handling of upstream dams and groundwater, salination of rivers and limited rainfall in 2021, will likely increase water scarcity in 2022. In Iraq, the 2020-2021 rainfall season was the second driest in the last 40 years, caused a reduction of water flow in Tigris and Euphrates by 29 and 73 per cent respectively.<sup>142</sup> Decreased water supply has been further compounded

by population growth and urbanization, in turn increasing demand for water. As a result, water resources are being depleted more quickly than they can be replenished, which may lead to displacement induced by water scarcity.

Iraq has been one of the hardest hit countries by climate change with the annual mean temperature increasing by 1-2 degrees Celsius between 1970 and 2004,<sup>143</sup> leading to intensified droughts. According to the Iraqi government, average annual rainfall has decreased by 10 per cent in the last 20 years.<sup>144</sup> Scholars estimate that by 2050 precipitation will decrease by an additional 25 per cent in Iraq,<sup>145</sup> which will further intensify desertification and water scarcity. While climate change can induce shocks and emergencies to which humanitarians might respond, climate change policy and large-scale adaptation and mitigation initiatives require longer-term government planning.

Water scarcity is projected to result in more than 50 per cent decrease in cultivated farmland during the 2021-2022 season. Furthermore, FAO estimates that wheat production will be 70 per cent lower and barley production will be negligible in 2022, potentially impacting Iraq's government subsidized food programme.

The dry weather conditions and reduced water supplies in 2021 have affected Iraqis, including those displaced during the ISIL crisis, but mostly economically and so far without widespread humanitarian impact. During June and July 2021, several hundred returnee families re-displaced due to water scarcity in Ninewa Governorate (274 from Al-Baaj and 100 from Al-Hatra), primarily to secure conditions for their livestock.<sup>146</sup> Since 2018, 3,400 households have migrated from southern governorates of Babil, Al-Basrah, Kerbala, Maysan, Al-Muthanna, Al-Najaf, Al-Qadissiya, Thi Qar and Wassit in response to the worsening water scarcity and quality. However, as of September 2021, DTM had tracked the return of some 500 displaced families back to their areas of origin. More families are expected to return as rain levels increase from around mid-October.<sup>147</sup>

## Risks Related to Economy

After a double-digit percentage point contraction of the Iraqi economy last year, the World Bank has projected Iraq's economy to expand by 2.6 per cent in 2021, 7.3 per cent in 2022, as oil production rebounds. Growth over the forecast horizon, however, will only gradually reverse a substantial rise in poverty rates that occurred in 2020.<sup>148</sup>

However, while the immediate socioeconomic impact of COVID-19 is stabilizing and oil prices are recovering, the overall economic situation in the country remains volatile. Frustration over corruption, poor public services, and lack of jobs has led to widespread public protests, mainly in Baghdad and the southern governorates. Vulnerabilities are deepening as political insecurity persists. Further shocks to the economy are likely to disproportionately impact IDPs and returnees. The deepened socioeconomic vulnerabilities throughout the general population, if not addressed, could manifest in new humanitarian needs.





#### ERBIL, IRAQ

"I cannot return to my home in Mosul now. The future of my children is where they can be safe. I do not feel safe going to where we fled the fighting," says Manal. Manal and her children in her caravan in Bahrka camp for IDPs in Erbil - North Iraq, 2021 © Anmar, UNICEF Iraq

## 2.2 Monitoring of Situation and Needs

The Iraq operation benefits from well-established tools through which data is collected systematically to monitor the situation of the 6 million IDPs and returnees and to understand the evolution of their situation and needs.

To facilitate a shared understanding of the evolving context and risks and to jointly track the evolution of needs, OCHA and the clusters launched a dynamic situation and needs monitoring dashboard in May 2021.<sup>149</sup> The dashboard was set up to bring together information on IDPs and returnees from multiple data sources and to facilitate regular reporting on the humanitarian situation in Iraq. The Inter-Cluster Coordination Group (ICCG) produced its first situation

and needs monitoring report in June 2021.<sup>150</sup>

In 2022, the dashboard will be strengthened to include all cluster-specific needs indicators for which data is collected at least quarterly. A rolling analysis of trends is envisaged for all critical indicators, with results expected to inform ongoing response as well as mid-year review.

### Situational Monitoring

Similar to the last eight years, the monitoring of the number of IDPs and returnees, the duration of their displacement, their locations and shelter type will continue in 2022 through IOM-DTM's Master List for

IDPs and Returnees,<sup>151</sup> and the Camp Coordination and Camp Management (CCCM) Cluster's Camp Master List and Population Flow Tracking Tool. Quarterly IOM-DTM data collection will continue in 2022, while monthly CCCM in-camp population tracking will continue.

In 2021 IOM-DTM rolled out the Displacement Index to measure the severity of conditions in locations of displacement based on levels of infrastructure and services; safety and security; livelihoods; social cohesion and housing.<sup>152</sup> This data will complement the Return Index<sup>153</sup> which measures levels of livelihoods opportunities, access to basic services, safety perceptions and social cohesion in return locations. Data collection will continue in 2022, with three rounds of the Return Index and the Displacement Index planned.

IOM-DTM will continue to undertake emergency tracking in 2022 ad hoc when there is a spike in displacement or returns due to sudden camp closures, localized conflict, water shortages, floods or any other hazards or shocks impacting humanitarian operations. Data will be shared with humanitarian partners daily or weekly as needed.

The Iraq Information Centre (IIC) will continue to record and resolve people's complaints and monitor feedback and will ensure that key information such as top priority needs, number of callers, location of calls is summarized and disseminated monthly.

The World Food Programme (WFP), the Cash Working Group (CWG) and REACH Initiative will continue data collection on markets and prices of key commodities that make up the survival minimum expenditure basket, via existing mechanisms such as Joint Rapid Market Assessments (JRAM), Joint Price Monitoring Initiative (JPMI)<sup>154</sup> and WFP's Hunger Map Live.

## Needs Monitoring

The well-established annual large-scale surveys such as the MCNA and ILA are expected to continue to be used in 2022 to reach a comprehensive, evidence-based, shared, and impartial understanding of

needs in Iraq.

At camp level, the CCCM Cluster will continue to gather information on needs through the Formal Site Monitoring Tool (FSMT) twice a year and Camp Profiles once a year.

The protection environment will continue to be monitored in 2022 through the Protection Monitoring System rolled out by the National Protection Cluster (NPC) in 2020. The Protection Monitoring System will collect information on safety and security; physical and mental integrity; freedom of movement; civil status and documentation; social cohesion; gender-based violence; child protection; housing, land and property and standards of living.<sup>155</sup>

Regarding basic services, the Health Cluster will continue to monitor COVID-19 through the daily Iraq COVID-19 dashboard; while the WASH and Health Clusters will monitor risks of water-related diseases and communicable diseases respectively, through the weekly Early Warning Alert and Response Network (EWARN) updates. The Education Cluster will rely on Ministry of Education (MoE) data to understand challenges faced by IDP and returnee children in accessing school.

The Food Security Cluster will continue to rely on WFP's Hunger Monitoring Unit<sup>156</sup> to track food consumption patterns of Iraqis and resulting negative coping mechanisms, as well as market functionality and commodity prices. The information will be shared in real time through the Hunger Map LIVE and the DataViz platforms.

Meanwhile, status of the shelter and associated needs will continue to be tracked through the DTM Master List which collects information on types of shelter quarterly.

## Intersectoral Situation and Needs Monitoring Indicators

#	INDICATOR	SECTOR OR ORGANIZATION	MECHANISM	SOURCE	UPDATE FREQUENCY
<b>Context and displacement situation</b>					
1	# in-camp IDPs	CCCM Cluster	Camp Population Flow	<a href="#">Master List</a>	Monthly
2	# camps	CCCM Cluster	Camp Population Flow	<a href="#">Master List</a>	Monthly
3	# returnees	IOM-DTM	Rapid Assessment and Response Teams (RARTs)	<a href="#">Master List</a>	Quarterly
4	# out-of-camp IDPs	IOM-DTM	RARTs	<a href="#">Master List</a>	Quarterly
5	# new and secondary displacements	IOM-DTM	RARTs	<a href="#">Master List</a>	Quarterly
6	# informal site locations	IOM-DTM/CCCM Cluster	RARTs and CCCM partner reporting	<a href="#">Master List</a>	Quarterly
<b>Protection environment</b>					
7	% reports of missing documentation	National Protection Cluster	Protection Monitoring System	<a href="#">Reports / Datasets</a>	Monthly
8	# IDPs in critical shelter	IOM-DTM	RARTs	<a href="#">Master List</a>	Quarterly
9	# returnees in critical shelter	IOM-DTM	RARTs	<a href="#">Master List</a>	Quarterly
10	# returnees per category of severity	IOM-DTM	Returns Index (RARTs)	<a href="#">Reports / Datasets</a>	Quarterly
<b>Evolution of needs</b>					
11	# people with insufficient food consumption	World Food Programme	mVAM	<a href="#">HungerMap</a>	Monthly
12	# people using crisis or above crisis-level food-based coping	World Food Programme	mVAM	<a href="#">HungerMap</a>	Monthly
13	Prevalence of acute diarrheal disease diseases	World Health Organization	Early Warning and Alert Response Network (EWARN)	<a href="#">Dashboard</a>	Weekly
14	# households reporting challenges accessing markets	World Food Programme	mVAM	<a href="#">Weekly Snapshot</a>	Twice a month
15	Overall Survival Minimum Expenditure [common basket]	Cash Working Group	Joint Price Monitoring Initiative	<a href="#">REACH</a>	Every 2 months
16	Service gaps (top five reported issues)	Iraq Information Centre	IIC Call Centre	<a href="#">Dashboard</a>	Monthly
17	COVID-19-related issues (top five reported needs)	Iraq Information Centre	IIC Call Centre	<a href="#">Dashboard</a>	Monthly

In 2022, joint situation and needs monitoring will be augmented with a selection of cluster needs indicators for which data is collected on at least quarterly basis. Cluster situation and needs monitoring indicators are included in the cluster sections below.



## Part 3

# Sectoral Analysis

### AL-SULAYMANIYAH, IRAQ

Ashti Camp, IDP family outside their home in the camp, April 2021 © IIC

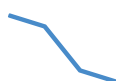


### 3.1 Camp Coordination and Camp Management

PEOPLE IN NEED

264K

TREND (2019-2022)



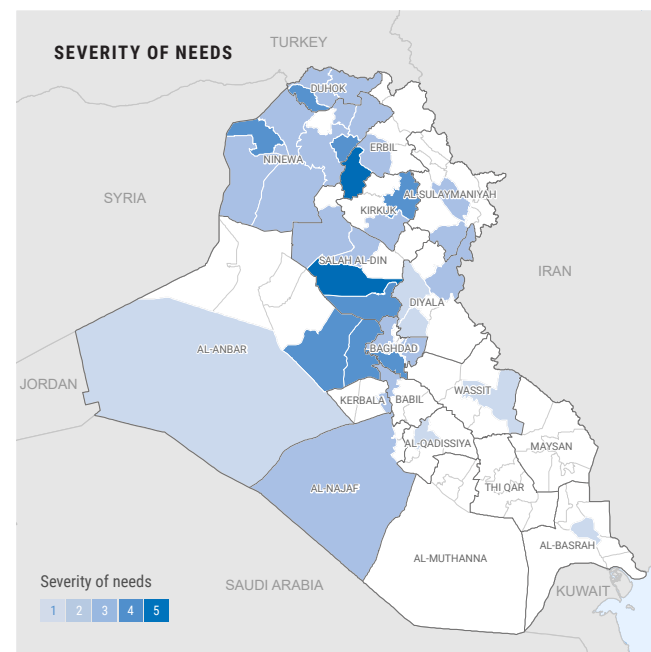
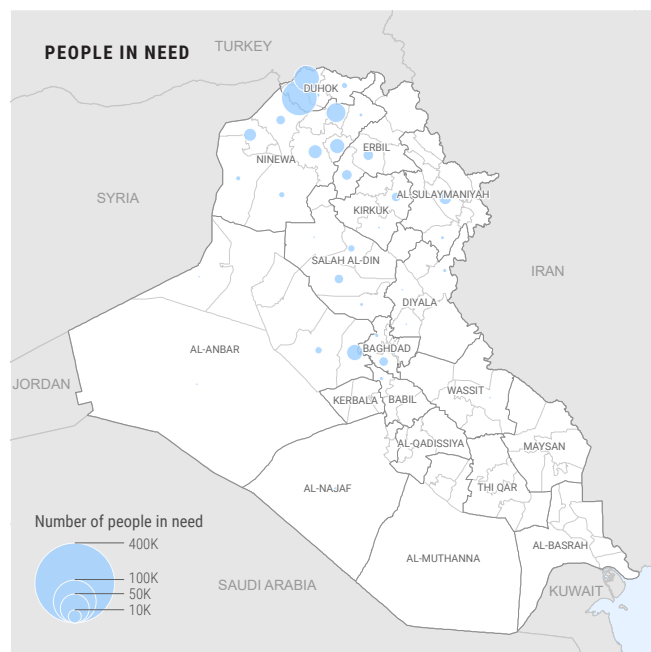
ACUTE PIN

237K

SEVERITY OF NEEDS

6% Stress 11% Severe 52% Extreme

31% Catastrophic



### 3.2 Education

PEOPLE IN NEED

0.7M

TREND (2019-2022)



ACUTE PIN

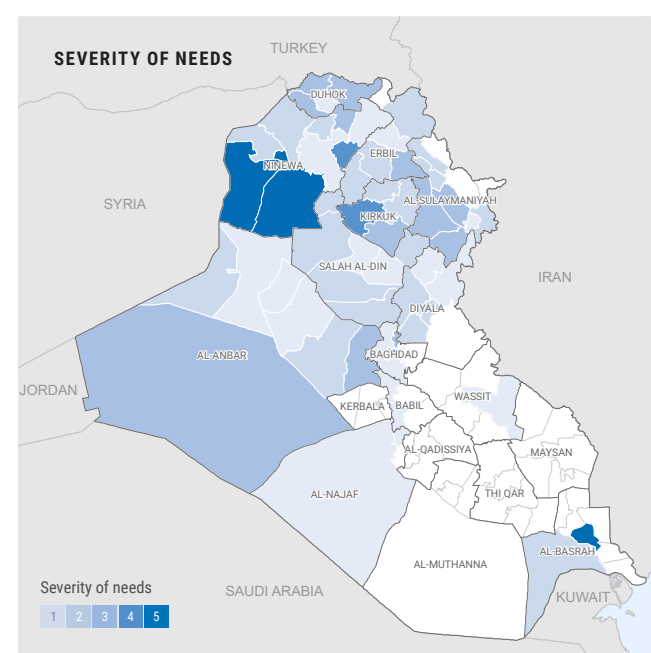
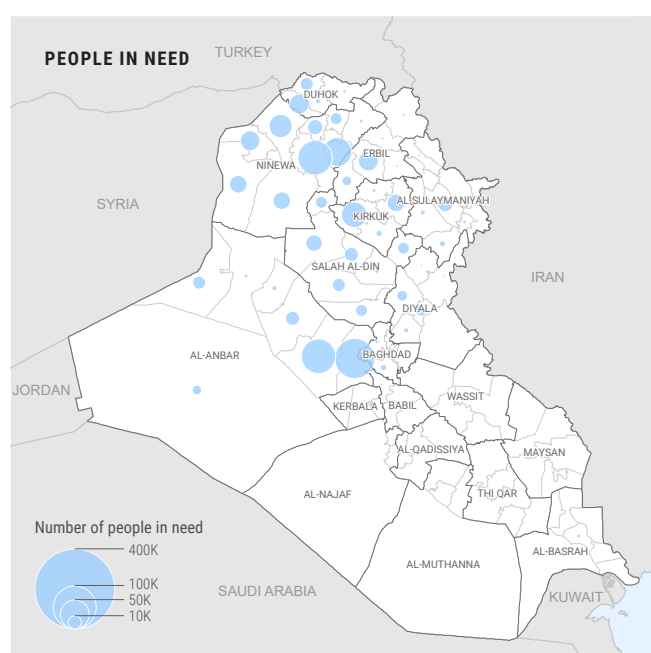
157K

SEVERITY OF NEEDS

1% Minimal 72% Stress

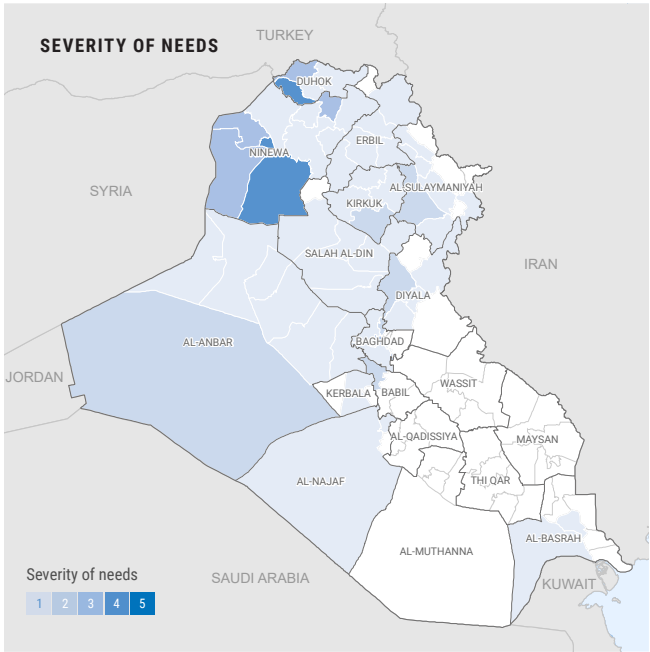
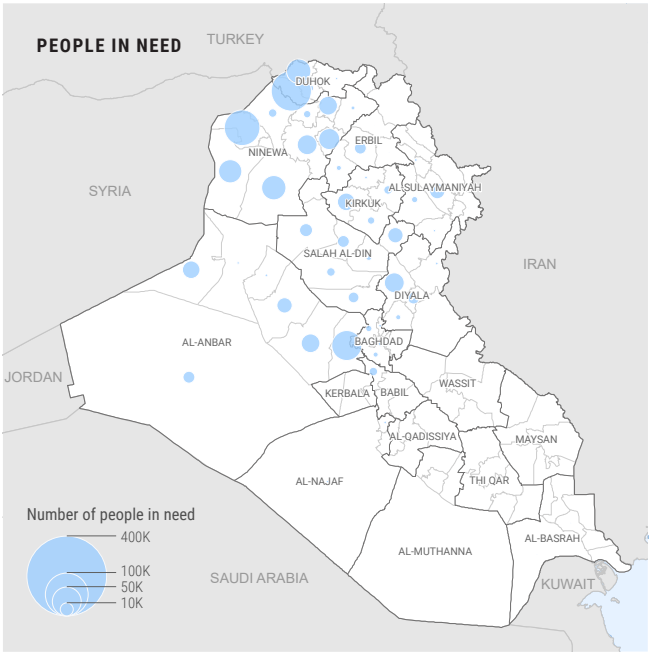

21% Severe

6% Extreme

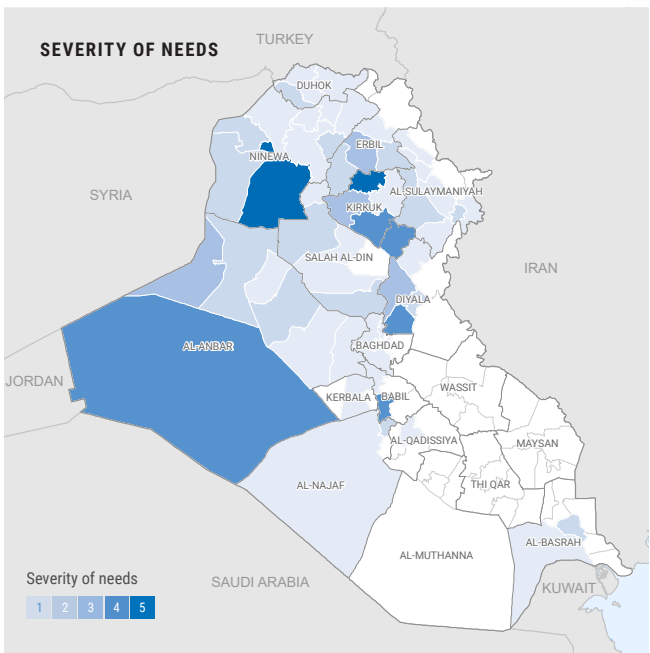
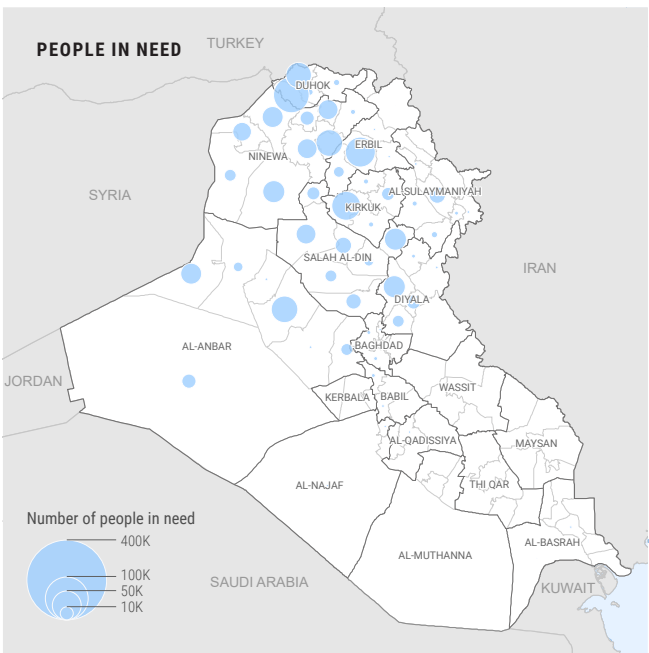




### 3.3 Emergency Livelihoods



### 3.4 Food Security



### 3.5 Health

PEOPLE IN NEED

1.7M

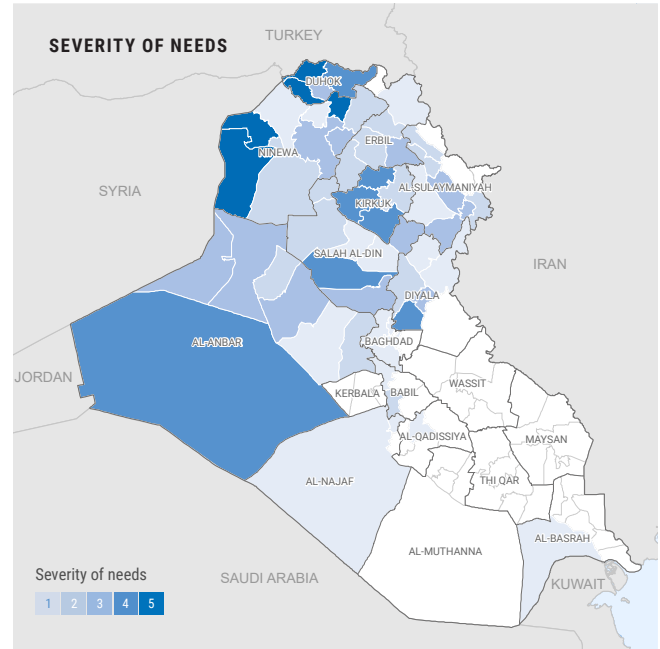
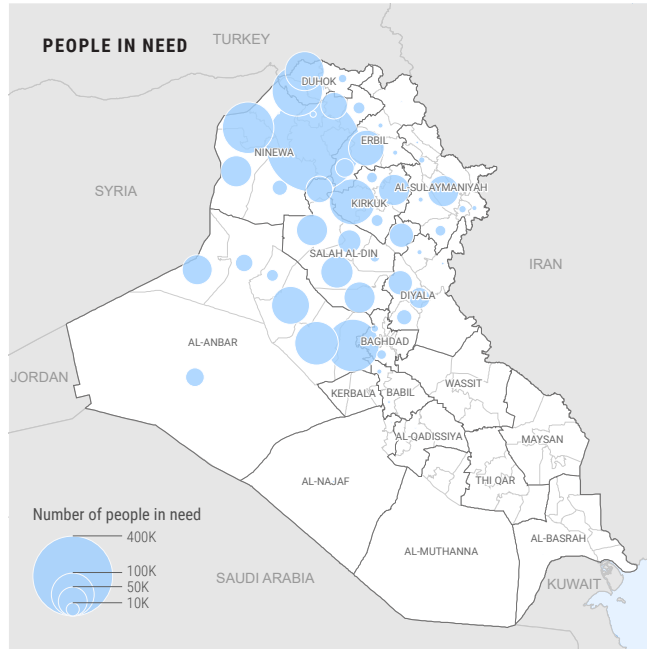
TREND (2019-2022)



ACUTE PIN

231K

SEVERITY OF NEEDS

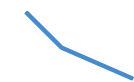
40%  
Minimal31%  
Stress25%  
Severe2%  
Catastrophic  
2%  
Extreme

### 3.6 General Protection, Housing, Land and Property, and Mine Action

PEOPLE IN NEED

1.5M

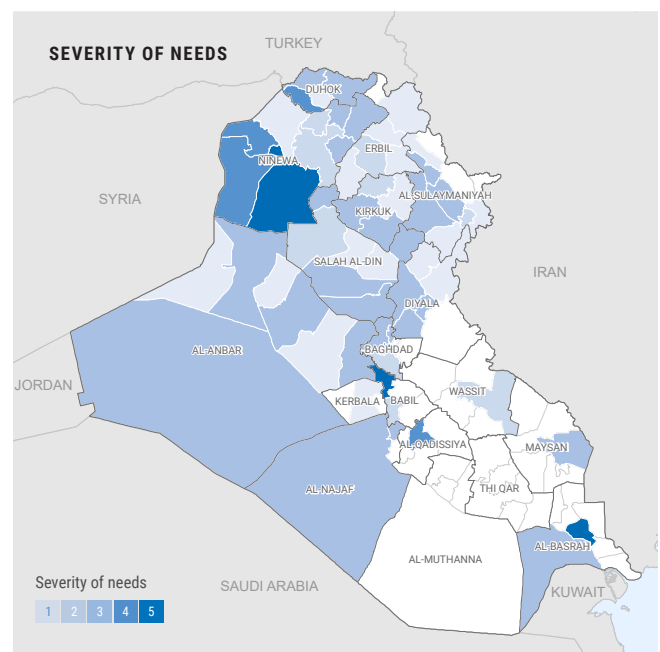
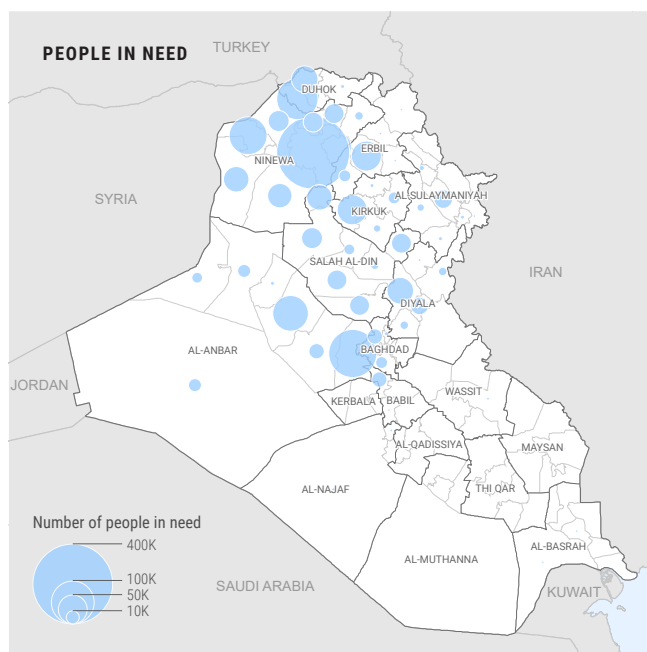
TREND (2019-2022)



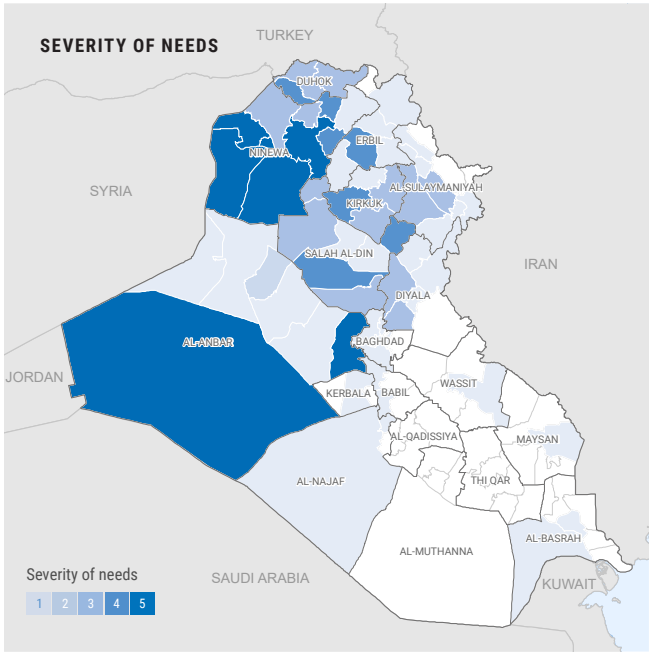
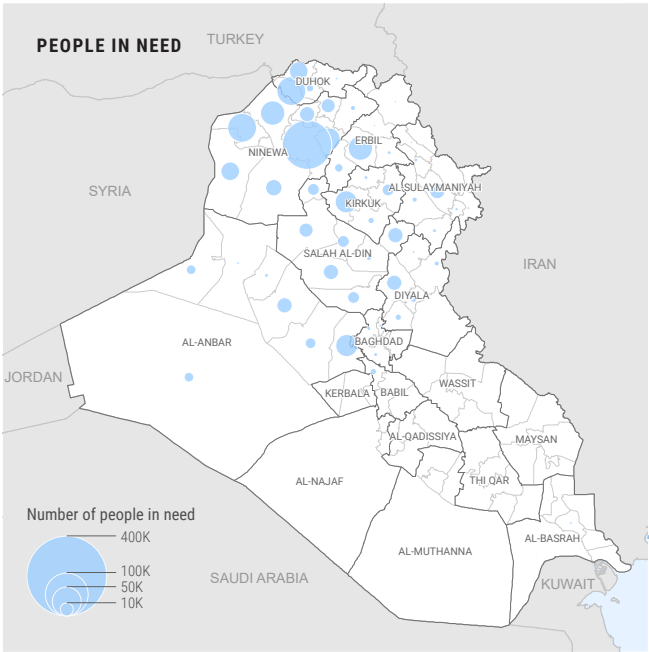
ACUTE PIN

359K

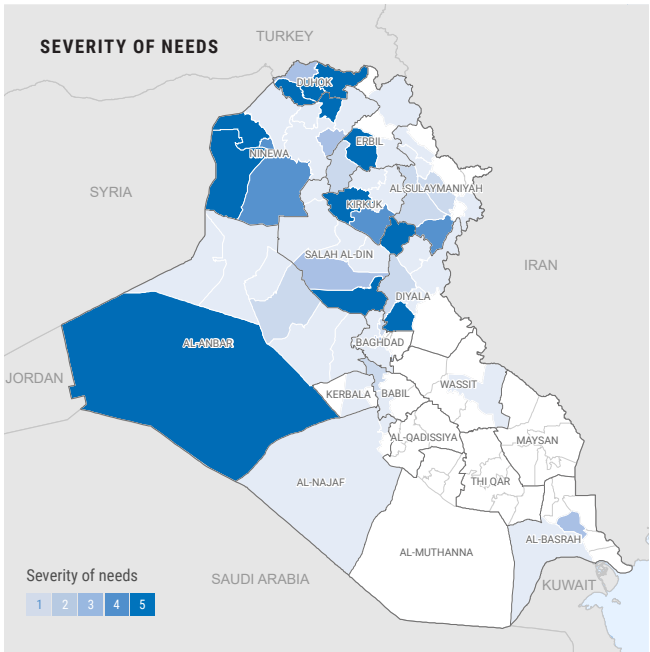
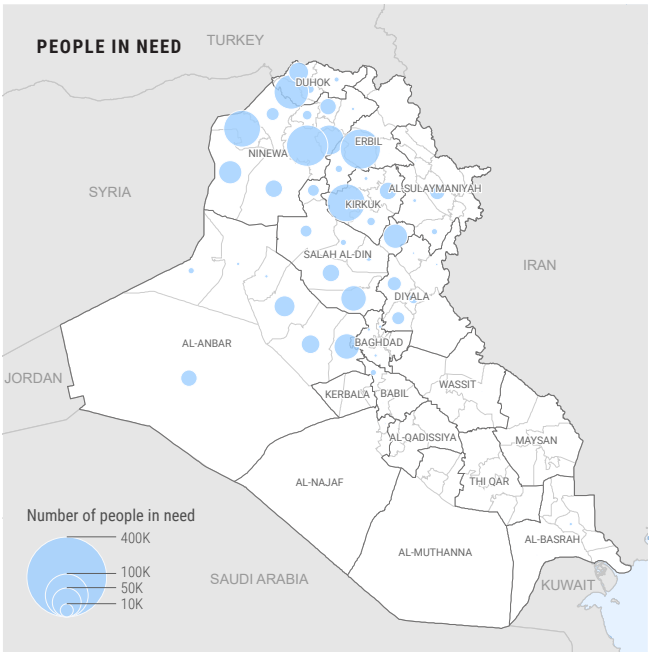
SEVERITY OF NEEDS

11%  
Minimal65%  
Stress18%  
Severe2%  
Catastrophic  
4%  
Extreme

3.6.1 Child Protection



3.6.2 Gender-Based Violence



### 3.7 Shelter and Non-Food Items

PEOPLE IN NEED

1.0M

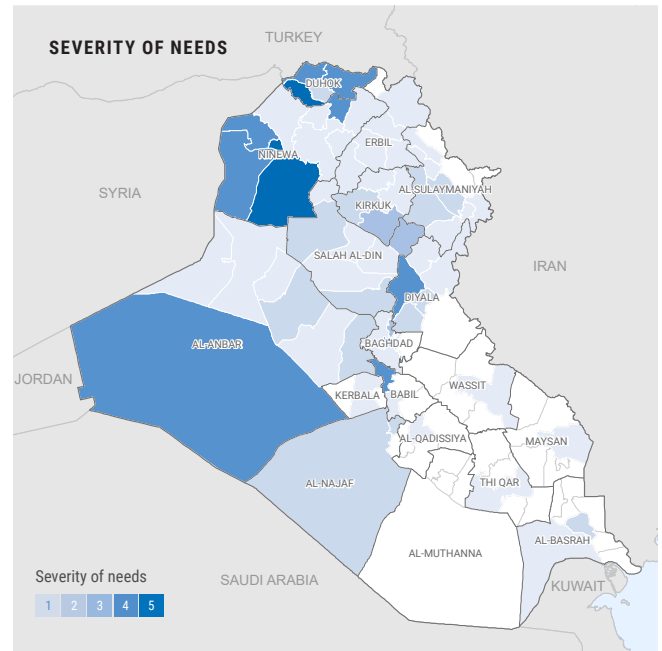
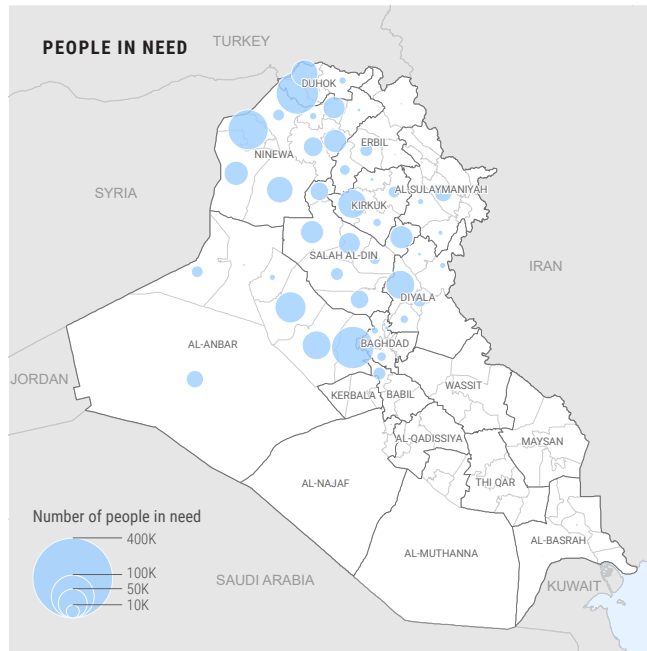
TREND (2019-2022)



ACUTE PIN

533K

SEVERITY OF NEEDS

39%  
Minimal44%  
Stress8%  
Severe
 3%  
Catastrophic  
6%  
Extreme


### 3.8 Water, Sanitation and Hygiene

PEOPLE IN NEED

1.6M

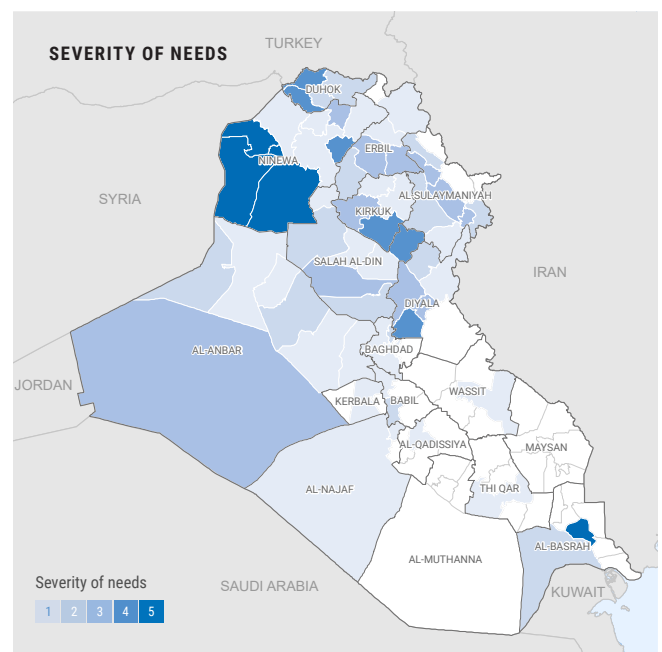
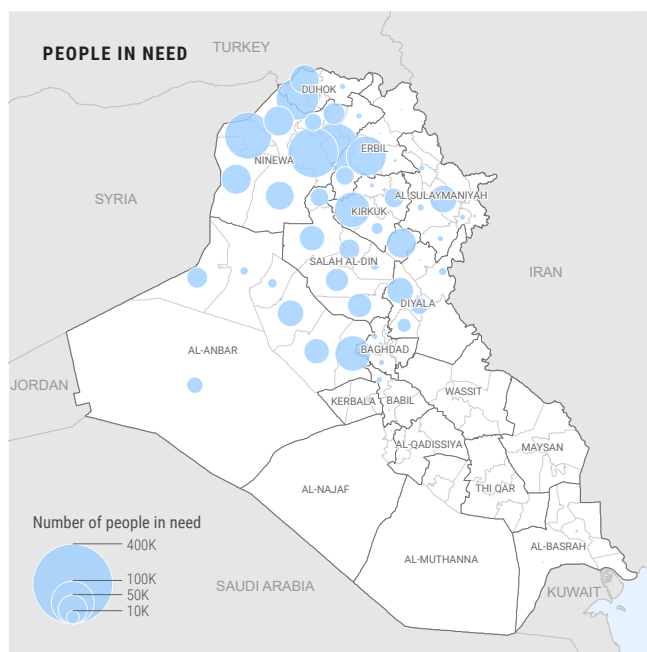
TREND (2019-2022)



ACUTE PIN

694K

SEVERITY OF NEEDS

14%  
Minimal59%  
Stress18%  
Severe
 1%  
Catastrophic  
8%  
Extreme


## 3.1

## Camp Coordination and Camp Management



PEOPLE IN NEED

264K

ACUTE PIN

237K

MALE

49%

FEMALE

51%

CHILDREN

46%

WITH DISABILITY

15%

Global Average

## Overview

Of the approximately 1.2 million people remaining displaced due to the ISIL crisis, some 285,000 IDPs live in displacement sites across Iraq, including 180,000 in 26 camps and 105,000 in 478 informal sites,<sup>157</sup> a decrease of 22 per cent from 2021. A total of 264,000 IDPs – including all 180,000 IDPs in camps, and 84,500 IDPs in informal sites – need CCCM assistance; of them, 237,000 are in acute need (defined by the size and living conditions in the site), which is a reduction of 31 per cent from 2021. The decrease in the number of people needing CCCM support is primarily due to camp closures in the last year. However, the decrease can also be attributed, albeit to a lesser extent, to the improvement in conditions in some areas of origin, as well as the improvement in the living situation in some informal sites. Generally, there are still significant obstacles to sustainable returns for IDPs living in camps and informal sites, and so IDPs continue to require living conditions where minimum service standards and their basic needs are met, and where services are safe and accessible.

## Affected Populations

In-camp IDPs: As of November 2021, 180,000 IDPs lived in 26 formal IDP camps, in need of humanitarian services to live in dignity, access essential services and meet their basic needs. An estimated 26,988 individuals in camps live with disabilities; 3,810 households are elderly-headed; 5,647 are female-headed; and 196 are child-headed. While all individuals living in camps rely on humanitarian support to access essential services and meet basic needs, individuals in the aforementioned groups have specific vulnerabilities

and are typically less able to access services, generate income or resolve their displacement.

Out-of-camp IDPs: As of September 2021, 105,000 IDPs remain displaced in informal sites. Vulnerable groups in informal sites include female-headed households (present in 76 per cent of informal sites), unaccompanied children (2 per cent of sites), and people living with disabilities (88 per cent of sites). The sub-standard shelter and living conditions in informal sites increase protection risks for already vulnerable groups, particularly for those who are less able to earn income and pay for services in and outside the site. IDPs living in informal sites are vulnerable to the risk of eviction, and in 84 per cent of sites most residents intend to stay in the site in the short term.<sup>158</sup>

## Analysis of humanitarian needs

While the number of IDPs living in formal camps, and the number of camps, reduced significantly in late 2020 due to sudden camp closures, the population has largely remained stable with an average monthly population decrease of only 0.5 per cent since January 2021.<sup>159</sup> Only 2 per cent of the remaining population intend to return to their place of origin in the next 12 months.<sup>160</sup>

In camps, where populations are reliant on humanitarian assistance, continued service provision is required to meet basic needs. To ensure necessity and quality of services, there needs to be continuation of service-standards monitoring and coordination, as well as continued community engagement to support communication with communities and accountability



efforts. In tandem, continued maintenance of camp infrastructure is required in order to ensure access to services and safe physical living conditions.

The overall population living in informal sites has increased slightly from 104,000 individuals living in informal sites in October 2020<sup>161</sup> to 105,000 in November 2021.<sup>162</sup> The informal site population has increased notably in Al-Anbar, Baghdad and Ninewa governorates. Drivers of this are secondary displacement after sudden camp closures in late 2020 and simultaneous reclassification of formal camps to informal sites. In parallel, the number of sites in which the majority of families are unable to meet basic needs almost doubled from 93 sites in 2020 to 176 sites in 2021,<sup>163</sup> also indicating difficulties in attaining safe and dignified living conditions and finding sustainable resolutions to displacement.

Living conditions continue to be poor in many informal sites. Shelter conditions tend to be sub-standard, with 34 per cent of sites being in unfinished or abandoned buildings, and 52 per cent comprised of either tents, makeshift shelters, or mud- and/or block-structures. In 48 per cent of informal sites, some families lack access to sufficient drinking and domestic water.<sup>164</sup>

Only 53 per cent of informal sites have an agreement (formal or informal) in place allowing IDPs to be present on the land.<sup>165</sup> Given sub-standard living

conditions and lack of security of tenure for many IDPs, monitoring, assessment and advocacy, and addressing of physical site safety risks are critical to mitigate risks in informal sites and improve living standards.

## Evolution of needs

Regular CCCM monitoring in 2021 shows a low departure rate from camps. This analysis is reinforced by intentions survey data, where families consistently report little intention to return to areas of origin in the coming 12 months.<sup>166</sup> Barriers to return include the security situation in areas of origin, lack of housing, and lack of access to livelihoods to be able to finance safe and sustainable return. Some families also indicate that they never wish to return.

These frequently cited barriers to return, and similar barriers limiting local integration, suggest that displacement will persist for most families in 2022. Limited access to livelihoods opportunities and reliance on humanitarian assistance in camps, suggests minimal self-sufficiency and reduced coping capacity. Informal sites continue to be a “last resort” option for families who cannot afford private rent or are unable to return home, illustrating a need for continuity of services, particularly when barriers to return and transitional opportunities are being addressed in tandem.

## Monitoring of needs

#	INDICATORS	SOURCE	FREQUENCY
01	# individuals living in formal camps (sex and age disaggregation)	• Camp Population Master List	• Monthly
02	# individuals departing formal camps	• Camp Population Master List	• Monthly
03	# individuals living in informal sites	• Informal Sites Master List	• Quarterly (based on reported site numbers) and full update annually (based on ILA)

## 3.2 Education



PEOPLE IN NEED	ACUTE PIN	MALE	FEMALE	CHILDREN	WITH DISABILITY
681K	157K	51%	49%	100%	15%

Global Average

### Overview

Approximately 681,000 IDP and returnee children need education support, a decrease of 57 per cent from 2021. Among them, 157,000 are in acute need, a decrease of 78 per cent from the previous year. The decrease in education needs is largely due to the adoption of a narrower definition of humanitarian education needs, focused on access to distance learning, school enrolment rates, barriers to accessing education opportunities, and lack of civil documentation.

Almost two years of COVID-19-related lockdowns and school closures have negatively impacted access to education for vulnerable girls and boys, exposing them to increased protection risks and stress levels. Challenges in accessing remote learning programmes compound education needs and particularly impact children who have already lost years of school during the conflict. They risk falling further behind in their learning and not returning to schools once they reopen.

### Affected population

In-camp IDPs: Overall, 80 per cent of school-aged children (49,000 school-aged children) displaced in camps have emergency education needs, and 50 per cent are in acute need. Overall, their greatest need is for civil documentation, with nearly 24 per cent of in-camp IDP households having at least one child reportedly missing a key individual document,<sup>167</sup> hindering access to education services. Camp populations are among the most vulnerable, and often lack the resources and facilities to access distance education.

Out-of-camp IDPs: An estimated 121,000 school-aged children displaced outside formal camps need education assistance. Out-of-camp IDP children face significant barriers to accessing both in-person and remote learning opportunities. Their greatest need is for support with education costs, with one third of out-of-camp IDPs reporting that the cost of schooling is the main barrier hindering attendance.<sup>168</sup> Psychosocial support is also a critical need with 11 per cent of out-of-camp IDP households reporting that their children have experienced psychosocial distress.<sup>169</sup>

Returnees: Nearly 511,000 school-aged returnee children face challenges in accessing education. An estimated 12 per cent of school-aged returnee households reported that children had dropped out of school in the previous year.<sup>170</sup> Increased dropout rates are likely attributable to child labour, early marriage or barriers to accessing remote learning modalities. Their greatest need is access to sustainable livelihoods for parents with school-aged children to mitigate the effects of negative coping strategies that prevent school enrolment and attendance.

IDP and returnee children's physical, cognitive and mental well-being continues to be impacted by the years of armed conflict and protracted displacement, and by the COVID-19 pandemic. School offers a protective environment against negative coping mechanisms. Protection threats related to child recruitment into armed groups and explosive hazards are higher for boys, while girls are at increased risk of targeted kidnappings, rape, sexual violence and forced marriage, with serious mental and physical health consequences.<sup>171</sup> Female-headed households

are generally more likely to engage in negative coping strategies, with child marriage being slightly more prevalent in female-headed households. Children in female-headed households are also significantly more likely to engage in family or non-structured work than children in male-headed households. Furthermore, school-aged girls living with disabilities are three times more likely to experience gender-based violence (GBV).<sup>172</sup>

### Analysis of humanitarian needs

In 2021, an estimated 223,000 vulnerable displaced and returnee girls and boys dropped out of school,<sup>173</sup> an increase of 8 per cent compared to the 2018-2019 school year, which was the last full school year without COVID-19-related school closures. The slight increase in dropout rates is likely attributable to extended school closures caused by the COVID-19 pandemic, as well as increases in the use of negative coping strategies, including child labour, early marriage and underage motherhood.<sup>174</sup>

Of the 681,000 children with emergency education needs, more than 485,000 vulnerable boys and girls have not enrolled in school and are missing civil documentation, have psychosocial distress or are exposed to explosive hazards. National identity cards are necessary to access essential services, including school registration for formal education in places of displacement or returns areas. People without documentation are more likely to experience other negative conditions such as increased risk of eviction, reliance on negative coping strategies, having at least one child unable to access distance learning, increased exposure to child protection risks, and little or no access to improved sanitation. Severe and non-severe physical access limitations continue to compound challenges in accessing education. This includes a lack of safe and protective learning spaces, shortages of learning materials, child labour, and teachers working outside the education system. In 20 per cent of households with at least one person living with disabilities, at least one child experiences distress, and in 50 per cent of households with at least one person living with disabilities, at least one school-aged child is not attending school.<sup>175</sup>

In 2021, approximately 650,000 vulnerable displaced and returnee girls and boys did not access distance learning or in-person education, facing severe barriers. Among these, 21 per cent (138,000) experience severe barriers that put their health and safety at risk.<sup>176</sup> Persistent exclusion, including due to severe barriers, of the most vulnerable populations from accessing education can lead to abuse, exploitation and violence towards affected children, acutely and evidently affecting their mental and physical health.<sup>177</sup> Access to online and blended education resources remains a serious challenge for displaced and returnee children due to the lack of reliable internet connectivity, unreliable electricity supply, inability to afford proper equipment for remote engagement, and related unfamiliarity with such programmes. These factors present a real risk of regression for children whose basic foundational learning was impacted during the armed conflict.

### Evolution of needs

Although access to education has improved for conflict-affected children in Iraq since 2015, the risk of further education losses for vulnerable school-age children remains, due to camp closures, secondary displacement and the ongoing COVID-19 pandemic. If additional camp closures were to occur, this would likely increase education needs for displaced and returnee children and add additional burden on host communities. Secondary displacement for IDPs unable to return to areas of origin, would likely increase the use of negative coping mechanisms that would affect children's learning.

The disruptions caused by COVID-19 disproportionately impact the most vulnerable children, especially girls and those living with disabilities. Additional waves of COVID-19 would likely lead to further disruption of education and increase the likelihood of a third year with little to no learning, leading to increased dropout rates and exposure to protection risks.

## Monitoring of needs

#	INDICATORS	SOURCE	FREQUENCY
01	# children receiving distance learning support	• MoE (federal & KRI)	• Quarterly
02	# children who lost learning due to COVID-19	• MoE (federal & KRI) • Education Cluster partners	• Quarterly

### NINEWA, IRAQ

Land Mines and Explosive Devices Risks Education Session by Shareteah Humanitarian Organization (SHO) in Jad'ah IDP camp in Ninewa Governorate, 2021 © Noe Falk Nielsen, HAMAP-Humanitaire



## 3.3 Emergency Livelihoods



PEOPLE IN NEED	ACUTE PIN	MALE	FEMALE	CHILDREN	WITH DISABILITY
<b>632K</b>	<b>32K</b>	<b>50%</b>	<b>50%</b>	<b>45%</b>	<b>15%</b>
					Global Average

### Overview

Approximately 632,000 IDPs and returnees have emergency livelihoods needs, a decrease of 81 per cent from 2021. Among them, 32,000 are in acute need, a decrease of 98 per cent. This reduction is mainly due to adopting a narrower assessment methodology, to provide a tighter focus on the most vulnerable IDPs and returnees without access to livelihoods, living in critical shelter, and/or engaging in harmful negative coping mechanisms.

While lack of resources and income to meet basic needs is widespread in the broader Iraqi population, with high national poverty and unemployment rates, the impact is particularly critical among IDPs and returnees in Duhok, Ninewa, Al-Anbar, Diyala, Kirkuk, Al-Sulaymaniyah and Salah Al-Din governorates.

### Affected population

Of the 632,000 people with emergency livelihoods needs, 144,000 are in-camp IDPs, 145,000 out-of-camp IDPs and 343,000 returnees.

Among in-camp IDPs, 90 per cent report that they are unable to afford their basic needs, with 80 per cent using stress-level coping mechanisms (e.g., selling household property or taking on debt), 15 per cent using crisis-level coping mechanisms (e.g., changing residence or engaging in child labour) and 9 per cent resorting to emergency-level coping mechanisms (e.g., child or forced marriage).<sup>178</sup> For out-of-camp IDPs, 87 per cent are unable to meet their basic needs, and often resort to more severe types of coping mechanisms than in-camp IDPs, with 76 per cent relying on at least one stress-level mechanisms, 35 per

cent using crisis strategies, and 9 per cent resorting to emergency strategies.<sup>179</sup> For returnees, about two thirds report being unable to afford their basic needs, with 63 per cent relying on at least one stress-level coping mechanism, 23 per cent using crisis-level coping mechanisms, and 9 per cent resorting to emergency level coping mechanisms.<sup>180</sup>

Women and girls, and particularly female-headed households, are socioeconomically more vulnerable and face barriers in establishing livelihood sources through employment or self-employment and are therefore at risk of resorting to harmful coping strategies. Households with at least one member living with disabilities are more economically stressed: 40 per cent of households with family members living with disabilities have at least one unemployed family member seeking work, compared to 24 per cent of households with no member living with disabilities. Unemployment is particularly high among youth, with the World Bank estimating Iraqi youth unemployment at 25 per cent in 2019,<sup>181</sup> and the Ministry of Planning figure as high as 30 per cent in 2021.<sup>182</sup>

### Analysis of humanitarian needs

To identify the emergency livelihoods PIN, the cluster has included households where more than 75 per cent of adults are unemployed and seeking work, and who are particularly vulnerable either because they live in critical shelter, or because they resort to crisis- or emergency-level coping strategies to meet basic needs. Households in acute need both live in critical shelter and resort to crisis- or emergency-level coping strategies.



Prior to the COVID-19 pandemic, close to 20 per cent of the Iraqi population lived under the national poverty line of IQD 110,881 (approximately \$93) per month, and 3.9 per cent lived in extreme poverty (under \$1.25 a day). With the economic contraction caused by the pandemic and the cut in oil prices in 2020, the poverty rate rose to 30 per cent in 2020 and unemployment increased by 10 percentage points. While the immediate impact of COVID-19 seems to be stabilizing and oil prices have recovered, long-term economic challenges remain.

IDPs and returnees often earn their income as daily labourers, particularly in the construction sector. Since the onset of the pandemic, daily wages for such work have fallen to \$14-\$17, from about \$17-\$24 in federal Iraq and \$24-\$27 in KRI at the beginning of 2020. Moreover, the frequency of work opportunities has also decreased from 4-5 days per week on average before the pandemic, to 2-3 days per week in mid-2021. Among all population groups, the most frequently self-reported needs continue to be related to jobs, livelihoods and income,<sup>183</sup> with 64 per cent of in-camp IDPs reporting livelihoods support as among their highest priority needs.<sup>184</sup>

Households living in critical shelter are particularly vulnerable, face deteriorating living standards and rely on harmful coping mechanisms, including child labour and child marriage, to meet basic needs. Female-headed households tend to rely on negative

coping mechanisms slightly more than male-headed households. Female-headed households are also three times more likely to have more than 50 per cent adult unemployment in the household. Similarly, households with family members living with disabilities are four times more likely to have at least 50 per cent adult unemployment.

Humanitarian livelihoods needs are found in 16 districts in 7 governorates, with the highest needs in the districts of Sumail (Duhok), Sinjar (Ninewa) and Al-Falluja (Al-Anbar).

## Evolution of needs

While the immediate socioeconomic impact of COVID-19 is stabilizing and oil prices have recovered, the overall economic situation in the country remains volatile and further shocks to the economy are likely to disproportionately impact IDPs and returnees, who are already among the most vulnerable Iraqis. Meanwhile, with lack of livelihoods remaining a key obstacle to return, ethno-sectarian tensions aggravate the ability of returnees and IDPs to create and secure income sources. Should longer-term efforts to revive livelihoods and improve social cohesion in returns areas improve, the need for emergency livelihoods may start to decrease.

## Monitoring

#	INDICATORS	SOURCE	FREQUENCY
01	% households taking on debt due to health care, food, education, or basic household expenditures (proxy for being unable to meet basic needs)	<ul style="list-style-type: none"> <li>MCNA</li> <li>Partner assessments</li> </ul>	<ul style="list-style-type: none"> <li>Annual</li> <li>Ad hoc (based on partner reporting)</li> </ul>
02	% household facing [certain*] employment barriers	<ul style="list-style-type: none"> <li>MCNA</li> <li>Partner assessments</li> </ul>	<ul style="list-style-type: none"> <li>Annual</li> <li>Ad hoc (based on partner reporting)</li> </ul>
03	% households with at least one adult (18+) unemployed and seeking work	<ul style="list-style-type: none"> <li>MCNA</li> <li>Partner assessments</li> </ul>	<ul style="list-style-type: none"> <li>Annual</li> <li>Ad hoc (based on partner reporting)</li> </ul>

\* Options include: (1) increased competition for jobs/not enough jobs; (2) available jobs are too far away; (3) only low-skilled, socially degrading or low-paying jobs; (4) underqualified for available jobs; (5) lack of family/personal connections; (6) lack of livelihood and employment opportunities for women; (7) none.

## 3.4 Food Security



PEOPLE IN NEED	ACUTE PIN	MALE	FEMALE	CHILDREN	WITH DISABILITY
<b>730K</b>	<b>224K</b>	<b>52%</b>	<b>48%</b>	<b>51%</b>	<b>15%</b>
					Global Average

### Overview

Approximately 730,000 IDPs and returnees in 101 districts face challenges meeting their daily food needs, resulting in poor food consumption, household hunger, spending a high percentage of income on food expenditure, and relying on negative coping strategies to generate income. Of these, 224,000 people are in acute need of humanitarian food assistance. The number of people in need has remained similar to 2021, while the number of people in acute need has decreased by 48 per cent. This improvement in the food security status of IDPs and returnees is primarily related to camp closures and increased returns leading to a drop in the number of in-camp IDPs who rely on humanitarian assistance to meet all of their basic food needs. Additionally, the lifting of COVID-19 movement restrictions, with resultant improvements in access to livelihoods has improved food security. However, the devaluation of the Iraqi dinar has also eroded purchasing power. Furthermore, sporadic and insufficient precipitation during the cropping season (2020-2021) in the northern governorates, and subsequent loss of income, has led to the adoption of negative coping strategies, particularly among out-of-camp IDPs and returnees. Therefore, the needs of the vulnerable populations remain, as negative coping strategies are still being used.

### Affected population

**In-camp IDPs:** All IDPs living in formal camps continue to rely on food assistance to meet all of their daily food needs. While nearly all (96 per cent) in-camp IDPs report little to no hunger, most continue to rely on external assistance to avoid deterioration of their food

security status. Furthermore, almost all employ at least one negative coping strategy to cope with a lack of food or money to buy food – 80 per cent rely on coping strategies that reach stress levels, while another 15 per cent and 9 per cent rely on more harmful practices that reach crisis- and emergency-levels respectively, including selling property, spending savings, buying food on credit, and even child labour and child marriage. Overall, the number of in-camp IDPs with food security needs has decreased compared to 2021 due to camp closures and departures from camps.

**Out-of-camp IDPs:** An estimated 130,000 IDPs living out of camps are food insecure.<sup>185</sup> Governorates with the most food insecure out-of-camp IDPs are Erbil (50,000), Ninewa (18,000), Duhok (15,000) and Al-Sulaymaniyah (11,000). Out-of-camp IDPs often have limited access to livelihoods opportunities. Compared to IDPs living in camps, they more frequently face moderate or severe hunger, and rely on crisis- and emergency-level coping strategies, such as child labour or child marriage to generate income to meet their basic food needs. The number of food insecure out-of-camp IDPs has slightly increased compared to 2021, linked to secondary displacement due to camp closures and challenges for out-of-camp IDPs in accessing livelihoods opportunities.

**Returnees:** An estimated 420,000 returnees are food insecure and lack access to livelihoods. Returnees living in critical shelter are up to five times more likely to experience food insecurity than those in more sustainable dwellings. Governorates with the highest number of food insecure returnees are Ninewa (158,000), Al-Anbar (124,000), Salah Al-Din (59,000) and Kirkuk (28,000). There has been no

change in the number of food insecure returnees compared to last year, reflecting continued challenges in re-establishing livelihoods in many areas of return. Members of female-headed households are twice as likely to experience severe hunger among the returnee population.

### Analysis of humanitarian needs

Food insecurity among IDPs and returnees in Iraq continues to be primarily linked to their displacement status, resulting in high levels of aid dependency, particularly in camps, as well as challenges establishing sustainable livelihoods and accessing predictable income sources. This is particularly true for people missing civil documentation required for employment or to access the government's social safety nets, and for people living in displacement or returns areas with limited job opportunities.

The increased socioeconomic challenges facing the country over the past two years – including the pandemic and related movement restrictions and job losses, the drop in oil prices, and the Iraqi currency devaluation – have all added to the challenges of IDPs and returnees in meeting their basic food needs. In addition, lower than usual seasonal rainfall, resulting in low water availability and failing crop yields has exacerbated the general food security status of the most vulnerable.

Of the 730,000 IDPs and returnees with humanitarian food security needs, 626,000 have borderline or poor food consumption, 425,790 of whom are returnees, 179,629 out-of-camp IDPs and 21,000 in-camp IDPs.<sup>186</sup> Of the mentioned total, 213,000 individuals face poor food consumption and severe hunger. The highest levels of food insecurity are found in Al-Falluja District (189,000 people), followed by Al-Hawiga (49,000), Heet (50,000), Erbil (49,000) and Al-Hatra (31,000) districts.

According to a recent food security assessment,<sup>187</sup> more than 82 per cent of in-camp IDPs are vulnerable to food insecurity (74 per cent) or are food insecure (8 per cent), indicating that most IDPs living in camps will become food insecure without external food assistance. Even with the current food assistance

being provided, 63 per cent of in-camp IDPs report food to be among their priority unmet needs.

Aid dependency is less of a driver of needs for out-of-camp IDPs and returnees. For these population groups, food insecurity is most prevalent among households living in critical shelter or in displacement and returns areas with limited livelihoods opportunities. Among out-of-camp IDPs, those missing core civil documentation are three times more likely to experience food insecurity, while among returnees, female-headed households are nearly three times more likely to face moderate or severe hunger. For both population groups, households with a family member living with disabilities are 2-3 times more likely to experience food insecurity.

For out-of-camp IDPs, 55 per cent self-report food to be among their priority unmet needs, and 50 per cent of returnees report the same. For all population groups, the percentage of female-headed households reporting food as a priority unmet need (66 per cent) is significantly higher than for male-headed households (53 per cent).

For out-of-camp IDPs and returnees, while the number of people in acute need has decreased for both population groups, the overall number of people in need among out-of-camp IDPs has actually increased and the number of returnees in need remains similar to 2021, indicating continued vulnerability and an ongoing risk to their food security status.

### Evolution of needs

IDPs living in camps and unable to return to their areas of origin will require ongoing food assistance to be able to meet their daily needs and avoid deterioration of their food security status. While any further camp closures might lead to a reduction in the number of in-camp IDPs, their overall food security status is not expected to improve immediately on return, unless livelihoods opportunities in areas of return improve significantly. Moreover, previous experience with camp closures saw about one third of IDPs departing camps ending up in secondary displacement. Out-of-camp IDPs constitute the most vulnerable of the three

population groups when it comes to food security, including higher scores on hunger and use of negative coping mechanisms.

At the same time, water scarcity and its impact on agriculture (such as compromising cereal crops and increasing prices of animal feed) is likely to have a significant impact on farmers and result in a loss of

income. Coupled with the continued impact of the devaluation of the Iraqi dinar eroding the purchasing power of some of the most vulnerable Iraqis, the unseasonal very dry conditions will further exacerbate food insecurity among out-of-camp IDPs and returnees.

## Monitoring

#	INDICATORS	SOURCE	FREQUENCY
01	# households with sufficient food consumption score	• VAM	• Monthly
02	Consumption-based coping strategies	• VAM	• Monthly
03	Prices of food basket and SMEB	• VAM	• Monthly
04	Market Functionality Index	• VAM	• Monthly

## 3.5 Health



PEOPLE IN NEED	ACUTE PIN	MALE	FEMALE	CHILDREN	WITH DISABILITY
<b>1.7M</b>	<b>231K</b>	<b>51%</b>	<b>49%</b>	<b>47%</b>	<b>15%</b>
					Global Average

### Overview

Approximately 1.7 million IDPs and returnees in 59 districts need essential primary health-care services, a decrease of 30 per cent from 2021. Among them, about 231,000 IDPs and returnees are in acute need, a decrease of 64 per cent from 2021. The decrease in needs is primarily linked to the adoption of a narrower definition of humanitarian health needs, including a stricter prioritization and demarcation between humanitarian needs and the more structural pre-existing needs of the average Iraqi prior to the ISIL crisis.

The overall greatest need is for increased access to health-care services to reduce morbidity and mortality. Overall, 578,000 IDPs and returnees face challenges in accessing primary health care, specifically that primary health-care centres are located more than one hour from dwellings. Furthermore, 2.9 million IDPs and returnees spend more than 20 per cent of their total expenditure on health care, while 2.3 million IDPs and returnees expressed some form of unmet health care need.

### Affected population

**In-camp IDPs:** Nearly 142,000 IDPs residing in camps require comprehensive primary health-care services to minimize morbidity and mortality from communicable and non-communicable diseases, as well as alleviate mental health and physical rehabilitation needs. Cost was cited by nearly 90 per cent of in-camp IDP households as a barrier to accessing health care.<sup>188</sup> Furthermore, more than 50 per cent of in-camp IDP

households reported spending more than 25 per cent of their total household expenditure on health care.<sup>189</sup> Their greatest need is for sustained access to primary health-care clinics providing essential health-care services to prevent and treat common diseases.

**Out-of-camp IDPs:** More than 300,000 out-of-camps IDPs have challenges meeting their basic health care needs due to barriers accessing primary health-care services, including unavailability of health services and lack of documentation,<sup>190</sup> the latter mainly in accessing hospital services. Out-of-camp IDPs are often not eligible for free health care due to lack of accepted documentation of displacement status, which is required to access free, public services provided by the government. Moreover, nearly half of out-of-camp IDPs reported that there is no hospital with emergency, maternity, surgical and pediatric services within one hour travel time from their residence.<sup>191</sup> Their greatest need is for increased access to community-based health services, particularly in underserved areas, to meet life-saving and life-sustaining health needs, in parallel with health system support provided by development partners.

**Returnees:** Approximately 1.2 million returnees are estimated to need essential health-care services, including 64,000 returnees who are in acute need. Compared to 2021, there has been a 26 per cent decrease in the number of people in need in areas of return, largely attributable to the adoption of a narrower definition of humanitarian health needs. The greatest need is to support the government in providing primary health-care services in locations where there is no functioning health system or components of the same.



## Analysis of humanitarian needs

Humanitarian health needs are most severe in Al-Rutba, Al-Amadiya, Sumail, Zakho, Baquba, Al-Hawiga, Daquq, Dibis, Al-Baaj, Al-Shikhan, Sinjar and Samarra districts.

Individuals living in critical shelter are 7.8 times more likely to have low access to primary health-care services within one hour of travel. Households that are female headed, include a person living with disabilities, or have a low socioeconomic status, are particularly vulnerable, as they face additional severe barriers to accessing health-care services.

Iraq's public health system has been severely impacted by years of conflict, emigration of health-care practitioners, and limited physical infrastructure. Sustained essential primary health-care services continue to be critical for in-camp IDP populations. For out-of-camp and returnee populations, increased access to hospitals through referral mechanisms is needed to address unmet emergency health needs. Limited health worker capacity is compounded by shortages of essential medicines, supplies and equipment in public health facilities, negatively impacting out-of-camp IDPs and returnees who utilize them.

The COVID-19 pandemic and the drop in oil prices in early 2020 have increased socioeconomic vulnerabilities in Iraq, which has the potential to decrease household earnings and thereby increase the proportion of household expenditure allocated to medical care, especially for IDPs and some vulnerable returnees. An estimated 44 per cent of returnee households and 47 per cent of out-of-camp IDP households reported having an unmet health need in the past three months due to the prohibitive cost of health-care services. Returnee households are particularly vulnerable due to delayed recovery, health system limitations, and diversion of resources to manage the pandemic.

Women, girls, people living with disabilities, people living with chronic illnesses, and children under age 5 are likely to face the most difficulties accessing

services due to financial and sociocultural constraints. The diversion of already limited resources from regular programmes to managing the pandemic exacerbates these challenges. For example, routine immunization coverage against many antigens declined in July 2021 compared to the previous month; including a 20 per cent decline in uptake of the vaccine against tuberculosis, a 27 per cent decline in OPV1 (the first dose of the polio vaccine), a 29 per cent decline in the uptake of Penta-3 (the third dose of the vaccine against diphtheria, tetanus, pertussis (whooping cough), hepatitis B and *Haemophilus influenzae* type B), and a 26 per cent drop in measles vaccinations, negatively impacting children. Furthermore, despite this shift in effort and resources to combat COVID-19 spread, there is a sizeable gender gap in COVID-19 vaccination coverage. As of 26 September 2021, of the 16 per cent of Iraqis who had received the first dose or were fully vaccinated, an estimated 65 per cent were men and 35 per cent women. This is in addition to the laxness in public adherence to preventive measures (masks, social distancing, etc.), which is a major contributing factor to subsequent waves of infection, especially considering low vaccination coverage.

## Evolution of needs

Although access to health care for IDPs and returnees has improved since 2015, there are still risks for the most vulnerable populations caused by increased water scarcity and future waves of COVID-19, which could exacerbate health needs in the year ahead.

The potential increase in COVID-19 caseloads due to new waves of infection would further divert primary health resources away from non-COVID-19 health programmes negatively impacting the most vulnerable populations, including children, pregnant and lactating women, and older people.

Possible environmental risks in 2022 include increased water scarcity which could result in potential outbreaks of waterborne diseases, as well as inadequate agriculture conditions. Increased water scarcity can exacerbate the deterioration of public health; although Iraq has not had a cholera outbreak since 2017, with 505 cases reported that year, there is a chance that unsanitary conditions caused by the drought increase the risk of an outbreak.

## Monitoring

#	INDICATORS	SOURCE	FREQUENCY
01	Prevalence of acute diarrhoeal diseases in seven HRP focus governorates	• WHO/EWARN	• Quarterly
02	Essential services for which people face barriers or access restrictions	• PMS dashboard	• Quarterly

## 3.6 Protection



### Overview

Approximately 1.5 million IDPs and returnees in 63 districts need general protection (GP), mine action (MA) and housing, land and property (HLP) services, a decrease of 31 per cent from 2021. Among them, approximately 360,000 IDPs and returnees are in acute need, a decrease of 56 per cent from 2021. Furthermore, more than 664,000 children require specialized child protection (CP) services, and 920,000 people, of whom 87 per cent are women or adolescent girls,<sup>192</sup> need GBV interventions, reductions of 60 and 30 per cent respectively compared to 2021. These reductions are primarily due to a more focused definition of humanitarian need, aimed at identifying people with multiple acute humanitarian needs related to the impact of the ISIL crisis. Individuals who are unable to access basic services are vulnerable to various protection risks including GBV, violence against children, rights violations, secondary displacement, psychosocial distress and trauma, erosion of coping mechanisms and social cohesion, and risk of explosive hazards.

### Affected population

More than 154,000 IDPs in camps, more than 290,000 out-of-camp IDPs (including those living in informal sites)<sup>193</sup> and over 1 million returnees face protection risks primarily related to the lack of core documentation, restrictions on freedom of movement, psychosocial trauma, the presence of explosive ordnance (EO) and associated risks to their physical and mental safety and dignity. All groups continue to report the lack of core civil documentation,<sup>194</sup> including birth certificates,<sup>195</sup> with IDPs in<sup>196</sup> and out of camps<sup>197</sup> most affected.<sup>198</sup> Out-of-camp IDPs and returnees are severely affected by the lack of security of tenure and valid HLP documentation, with female-headed households particularly impacted.

Freedom of movement restrictions mostly affect IDPs in camps. People with perceived affiliation to extremists are more exposed to discrimination in accessing basic services and rights violations, including GBV and blocked returns to their areas of origin. IDPs in and out of camps and returnees continue to report psychosocial distress, with women, people living with disabilities, and children most affected. In addition, 920,000 individuals are at risk of GBV (of which 11 per cent are in-camp IDPs/29 per cent out-of-camp IDPs/60 per cent returnees).<sup>199</sup> Additionally, the threat of EO remains a concern for 1.17 million people – about 24,000 IDPs in camps, 128,526 out-of-camp IDPs and 1 million returnees residing in, or returning to, contaminated areas. People living with disabilities caused by EO incidents and their families continue to lack access to specialized victim assistance.

Approximately 664,000 children face child protection risks,<sup>200</sup> including 235,000 children displaced in camps, 55,000 in critical shelter in out-of-camp locations and 428,000 returnee children. Similar to in-camp and out-of-camp IDPs, returnee families are also exposed to the risk of having children engaged in labour.

### Analysis of humanitarian needs

Many of those displaced during the conflict against ISIL continue to face significant protection risks, including due to lack or loss of civil documentation, psychosocial distress, rights violations and risks of physical and mental harm. Over 1 million IDPs and returnees are missing at least one core legal document and, as a result, cannot exercise their full basic rights. Lack of documentation impacts access to health care, education, food, safe shelter, social protection schemes and other vital services, especially for out-of-camp IDPs and returnees.<sup>201</sup> Moreover, some 800,000 individuals show signs of psychosocial distress, in

particular women, children, and people living with disabilities.<sup>202</sup> Instances of attempted suicides were recorded primarily among displaced female-headed households both in and out of camps.<sup>203</sup>

An increase in GBV incidents, primarily domestic violence, was recorded in 2021. Vulnerable groups, including individuals and families with perceived affiliation to extremists, continue to be most at risk of rights violations, including restrictions on freedom of movement<sup>204</sup> and access to basic services. Limited, or lack of, access to livelihoods opportunities continues to force affected people to resort to negative coping strategies<sup>205</sup> and is the primary reason of secondary displacement among out-of-camp IDPs and returnees.<sup>206</sup>

Limited availability of specialized child protection services in out-of-camp and returnee locations exacerbates existing child protection risks. Lack of security of tenure often leads to unsafe situations and increases protection risks for in- and out-of-camp IDPs and returnees. Property disputes within affected communities, coupled with weak restitution mechanisms, negatively impact sustainable return and reintegration.<sup>207</sup> Secondary occupation and unauthorized property sales are serious concerns for returnees, primarily female-headed households, who struggle to prove ownership. Women continue to be subjected to violations of property and inheritance rights, through so-called “intra-family property grabbing”.

Inefficient compensation mechanisms due to complex bureaucratic procedures and lengthy delays, and limited financial disbursements for successful claimants, continue to negatively impact the living conditions of IDPs and returnees, and weaken the attainment of durable solutions.<sup>208</sup>

Addressing the breadth and complexity of EO land contamination requires significant time and resources. Vast swathes of land, as well as numerous damaged/destroyed houses and villages remain contaminated from explosive remnants of war, or have not yet been surveyed. The presence of EO remains an obstacle reported by IDPs not intending to return to areas of

origin.<sup>209</sup> In 2021, incidents due to explosive ordnance increased compared to the previous year.<sup>210</sup> Limited resources, the inadequate presence of mine action humanitarian partners in some areas, and the unstable security situation in some areas, often results in a lack of mine action services, leading to a severe impact on the physical safety and well-being of affected communities.

## Evolution of needs

Protection monitoring illustrates the structural nature of protection issues in Iraq. In 2022, the protection needs of IDPs in camps and out-of-camp locations are likely to remain significant, particularly given the limited durable solutions for some affected individuals.<sup>211</sup> MCNA IX intentions data show that the majority of IDPs are likely to remain where they are, and will continue to need specialized protection services. Any further government-led camp closures in 2022 would likely lead to unsustainable and – for some affected individuals – failed returns, thus increasing people’s vulnerability and protection concerns. The need for legal assistance for HLP documentation and information on access to property compensation mechanisms would also increase. The return of affected people to EO contaminated areas will increase requests of support from relevant authorities to remove these hazards. Limited awareness of EO and recognition of warning signs will continue to pose risks of injury or death to affected populations. Some of these core interventions will likely require continuous humanitarian engagement. Protracted displacement, coupled with limited access to livelihoods, will perpetuate the socioeconomic vulnerabilities across all population groups and force individuals to resort to negative coping strategies. As a result, an increase in GBV incidents may also be anticipated.

## General Protection, HLP, Mine Action

PEOPLE IN NEED

1.5M

ACUTE PIN

359K

MALE

49%

FEMALE

51%

CHILDREN

43%

WITH DISABILITY

15%

Global Average

### General Protection

Lack of access to core documentation<sup>212</sup> remains the most reported protection concern by individuals affected by the protracted crisis in Iraq, including people living with disabilities.<sup>213</sup> Access to Civil Affairs Directorates (CADs) also remains a challenge in most locations for affected people, mainly due to the distance and cost of transportation to CAD offices.<sup>214</sup> Restrictions on freedom of movement<sup>215</sup> for IDPs in camps are most severe, with women, including female-headed households, most affected. Physical and/or verbal abuse, arrest and detention are the most common types of incidents affecting IDPs and returnees,<sup>216</sup> with returnees more exposed to violent acts of retribution in certain locations.<sup>217</sup> Families and individuals with perceived affiliation to extremists remain extremely vulnerable to discrimination and rights violations. They must undergo security clearance procedures<sup>218</sup> to access public services, including to obtain civil documentation, return to their areas/communities of origin, and to exercise their overall basic rights.<sup>219</sup>

Issues of social tensions, e.g., dispute over land, shelter or property; dispute over tribal, political or social issues; and discrimination and marginalization of various social groups are frequently reported in IDP camps and in returns areas.<sup>220</sup> Unsettled community dynamics represent challenges for IDPs to return to areas and communities of origin, and for returnees to successfully reintegrate. Prospects for sustainable durable solutions<sup>221</sup> are therefore often undermined.<sup>222</sup> Limited, or lack of, access to livelihoods opportunities and employment, primarily for women and people living with disabilities,<sup>223</sup> continue to hamper people's ability to access basic services, including shelter, food and health,<sup>224</sup> forcing individuals to resort to negative coping mechanisms.<sup>225</sup> The psychosocial needs of affected individuals have worsened in 2021, with an estimated 800,000 individuals self-identifying as displaying signs of psychosocial distress.<sup>226</sup> GoI-led camp closures at the end of 2020 often resulted in premature returns

and secondary displacement,<sup>227</sup> including to informal settlements.<sup>228</sup>

### Housing, Land and Property

Insecurity of tenure rights, property disputes<sup>229</sup> and lack of valid HLP documentation<sup>230</sup> are serious concerns in many governorates. IDPs living in informal sites, including those affected by recent camp closures or their reclassification, are particularly affected by lack of, or damage to, HLP documentation<sup>231</sup> and are at continuous risk of eviction.<sup>232</sup> This also affects out-of-camp IDPs in rented accommodation as they frequently lack financial resources to pay rent and are forced to accept informal or verbal tenancy or rental agreements in order to find housing.<sup>233</sup> Damage and destruction of property remains among the top three reasons why IDPs in camps have not yet returned to their areas of origin.<sup>234</sup>

Households whose property was damaged or destroyed during the ISIL crisis have limited information on HLP and property compensation mechanisms.<sup>235</sup> Many have limited or no access to compensation schemes due to government budget limitations in the allocation of financial resources for damaged/destroyed property.<sup>236</sup> Additionally, for those households that have filed compensation claims, there are lengthy delays with financial disbursement.<sup>237</sup>

Women experience significant inequality in exercising their HLP rights.<sup>238</sup> Additionally, unlawful occupation – including secondary occupation – of privately owned houses and publicly owned property<sup>239</sup> severely impacts returnees' chances of sustainable reintegration. Limited capacity of local authorities, and minimal presence of specialized HLP services and partners, de facto mean that the HLP needs of affected communities remain largely unmet. Some of these needs necessitate humanitarian response in 2022. However, development and government actors are best placed to address the many HLP issues requiring longer-term intervention.



## Mine Action

Despite extensive efforts by humanitarian partners to clear EO-contaminated areas, approximately 3,016 km<sup>2</sup> of land remains contaminated,<sup>240</sup> and the full extent of contamination is undefined. EO left behind from the ISIL crisis continues to impact the safety and well-being of people residing in, or moving to, contaminated areas. About 18 per cent of households from all population groups reported to be impacted by the perceived presence of EO,<sup>241</sup> with significant negative effects on their physical safety, freedom of movement and psychological well-being.<sup>242</sup>

The presence of EO also affects the living standards of affected people, by limiting individuals' ability to achieve sustainable livelihoods. In 2021, COVID-19-related restrictions, including school closures, as well as GoI-led camp closures, led to fewer IDPs in

camps receiving mine risk education activities, and only about 32 per cent of in-camp IDPs, 11 per cent of out-of-camp IDPs and 23 per cent of returnees report that at least one member of the household has received information, education or training about the risk of explosive ordnance.<sup>243</sup> Consequently, at-risk communities continue to lack the necessary knowledge on risk awareness and safe behaviours if encountering suspected EO, particularly in areas where surveys and clearance activities have not yet been implemented.

While there is no integrated EO victim data collection system to properly assess the needs of victims, men and boys are known to be more affected by EO incidents, while indirect effects such as physical, psychological and economic pressures impact all family members.<sup>244</sup>

## Monitoring

### GENERAL PROTECTION

#	INDICATORS	SOURCE	FREQUENCY
01	% households missing at least one key household or individual document	<ul style="list-style-type: none"> <li>MCNA</li> <li>ActivityInfo</li> <li>Protection Monitoring System</li> </ul>	<ul style="list-style-type: none"> <li>Annual</li> <li>Monthly</li> <li>Quarterly</li> </ul>
02	% households reporting [barrier] as barrier to access civil documentation	<ul style="list-style-type: none"> <li>MCNA</li> <li>Protection Monitoring System</li> </ul>	<ul style="list-style-type: none"> <li>Annual</li> <li>Quarterly</li> </ul>
03	% households with adults with psychosocial distress (proxy data with behaviour change)	<ul style="list-style-type: none"> <li>MCNA</li> <li>ActivityInfo</li> <li>Protection Monitoring System</li> </ul>	<ul style="list-style-type: none"> <li>Annual</li> <li>Monthly</li> <li>Quarterly</li> </ul>

### HOUSING, LAND AND PROPERTY SUB-CLUSTER

01	% households lacking valid HLP documentation and lacking secure tenure	<ul style="list-style-type: none"> <li>MCNA</li> <li>ActivityInfo</li> <li>Protection Monitoring System</li> </ul>	<ul style="list-style-type: none"> <li>Annual</li> <li>Monthly</li> <li>Quarterly</li> </ul>
02	% households reporting risk of eviction	<ul style="list-style-type: none"> <li>MCNA</li> <li>Protection Monitoring System</li> </ul>	<ul style="list-style-type: none"> <li>Annual</li> <li>Quarterly</li> </ul>

### MINE ACTION SUB-CLUSTER

01	% EO contamination area size in a district	<ul style="list-style-type: none"> <li>Information Management System for Mine Action (IMSMA)</li> </ul>	<ul style="list-style-type: none"> <li>Monthly</li> </ul>
02	% households impacted by the (perceived) presence of EO	<ul style="list-style-type: none"> <li>MCNA</li> </ul>	<ul style="list-style-type: none"> <li>Annual</li> </ul>

## Child Protection

PEOPLE IN NEED

664K

ACUTE PIN

164K

MALE

50%

FEMALE

50%

CHILDREN

100%

WITH DISABILITY

15%

Global Average

Nearly 664,000 children are exposed to protection risks, including related to lack of documentation, school absence, psychosocial distress and being exposed to either child labour or child marriage. Of these children, 122,000 live in critical shelter with challenges accessing essential services. Lack of livelihoods opportunities for caregivers, and the ongoing economic impact of COVID-19, have negatively affected families' income generation potential.<sup>245</sup> As a result, children continue to be exposed to risks of labour and child marriage.<sup>246</sup> About 456,000 children are still missing key civil documentation and nearly 300,000 children of school age do not regularly attend formal or informal education, which exposes them to increased risks of recruitment by armed groups in areas where they operate.<sup>247</sup> Assessments demonstrate that nearly 37,000 households use different forms of violence as disciplinary measures, which affects 186,000 children,<sup>248</sup> while 17 per cent of children followed by case management workers have been emotionally abused by their caregivers.<sup>249</sup> Over 22 per cent of individuals in need of GBV services in Iraq are children, with girls from 9 years old and

boys from 12 years old most affected.<sup>250</sup> Adolescent girls are particularly at risk of child marriage, harmful traditional practices, sexual assault and exploitation.<sup>251</sup> Accordingly, psychosocial trauma, stress and anxiety are the second most frequently reported protection issue for children in Iraq.<sup>252</sup> Approximately 5 per cent of children in need of humanitarian child protection assistance do not reside in their home due to arbitrary detention,<sup>253</sup> while more than 1,000 children remain deprived of their liberty on national security-related charges.<sup>254</sup> Children from families who were previously associated with armed groups or perceived to be affiliated to extremists are discriminated against and face challenges coping and integrating into their communities.

Limited availability of specialized services, and barriers to accessing education, further undermine the integration of children living with disabilities in broader society and exposes them to greater stigmatization.

## Monitoring

#	INDICATORS	SOURCE	FREQUENCY
01	% households with at least one child missing a key individual document	<ul style="list-style-type: none"> <li>MCNA</li> <li>ActivityInfo</li> </ul>	<ul style="list-style-type: none"> <li>Annual</li> <li>Monthly</li> </ul>
02	% households with presence of child marriage	<ul style="list-style-type: none"> <li>MCNA</li> <li>ActivityInfo</li> </ul>	<ul style="list-style-type: none"> <li>Annual</li> <li>Monthly</li> </ul>
03	% households with at least one person under (<18) working	<ul style="list-style-type: none"> <li>MCNA</li> <li>ActivityInfo</li> </ul>	<ul style="list-style-type: none"> <li>Annual</li> <li>Monthly</li> </ul>
04	% households with at least one child (aged 6-17) not attending formal or informal education regularly (at least 3 days a week)	<ul style="list-style-type: none"> <li>MCNA</li> <li>ActivityInfo</li> </ul>	<ul style="list-style-type: none"> <li>Annual</li> <li>Monthly</li> </ul>
05	% households where at least one member (SADD) is reporting signs of distress (self-diagnosed)	<ul style="list-style-type: none"> <li>MCNA</li> <li>ActivityInfo</li> </ul>	<ul style="list-style-type: none"> <li>Annual</li> <li>Monthly</li> </ul>

## Gender-Based Violence

PEOPLE IN NEED

919K

ACUTE PIN

341K

MALE

13%

FEMALE

87%

CHILDREN

46%

WITH DISABILITY

15%

Global Average

More than 919,000 people are at risk of different forms of GBV. The first half of 2021 recorded a 226 per cent increase in reported incidents compared to the same period of 2020.<sup>255</sup> More than three quarters of the incidents are linked to domestic violence,<sup>256</sup> which increased during the COVID-19 pandemic.<sup>257</sup> Older people and people living with disabilities have been particularly affected.<sup>258</sup> The Gender-Based Violence Information System (GBVIMS) showed that of all reported incidents, 26 per cent related to forced marriage and another 7 per cent to early marriage. The latter can be attributed to a surge in the use of negative coping mechanisms;<sup>259</sup> misunderstandings rooted in traditional, cultural and social norms, as well as a lack of awareness regarding women's rights and abilities.

Structural and legal obstacles have contributed to the marginalization and social exclusion of women, with serious consequences for their well-being. Displaced women experience economic insecurity, have limited access to employment opportunities – despite expressing a desire to work – and experience challenges accessing aid.<sup>260</sup> Growing levels of GBV

also contribute to a widening gender gap.<sup>261</sup> Mental stress and anxiety are some of the key causes of the reported increase in GBV.<sup>262</sup> Women and girls, in particular members of female-headed households, women living with disabilities and those perceived to be affiliated with extremist groups, are at heightened risk of GBV. Female-headed households and women and girls are more socioeconomically vulnerable than the male population, resulting in higher food insecurity and more frequent use of harmful coping strategies, including child marriage and transactional sex,<sup>263</sup> compromising women and girls' mental, sexual, and reproductive health.<sup>264</sup> Moreover, 16 per cent of female-headed households reported missing at least one core legal document, which is a barrier to accessing basic services.<sup>265</sup> Women continued to report limited/restricted access to protection, cash, livelihood, shelter, education, specialized mental health and legal assistance.<sup>266</sup> The lack of, or barriers to accessing, these essential services increase women's exposure to certain types of GBV risks, and negatively impact GBV survivors' recovery and reintegration efforts.

### Monitoring

#	INDICATORS	SOURCE	FREQUENCY
01	% women and girls who avoid areas because they feel unsafe there	• MCNA	• Annual
02	% households relying on negative coping mechanisms to meet their basic needs	• MCNA	• Annual
03	% households living in critical shelter	• MCNA • DTM Master List	• Annual • Quarterly
04	Critical protection issues facing women and girls in areas of displacement and return (including safety in public/communal spaces; restricted access to public services; violence, harassment, or abuse; or lack of livelihoods opportunities affecting female IDPs/returnees)	• ILA • PMS	• Annual • Quarterly
05	% GBV incidents by type, displacement status, age and gender	• GBVIMS	• Monthly, quarterly, twice a year and annual

# 3.7

## Shelter and Non-Food Items



PEOPLE IN NEED	ACUTE PIN	MALE	FEMALE	CHILDREN	WITH DISABILITY
1M	533K	51%	49%	41%	15%
					Global Average

### Overview

Approximately 1 million people need emergency shelter and non-food items (NFI) support, a 60 per cent reduction since 2021. Among them, over 533,000 people are in acute need. The decrease in needs is primarily due to a narrower definition of humanitarian shelter needs, focusing on people living in critical shelter, including tents, unfinished and abandoned structures, makeshift shelter, and non-residential, public and religious buildings; and in sub-standard shelter that poses risks to residents’ health, safety and dignity. A far greater number of conflict-affected people, particularly returnees, have shelter needs that require longer-term solutions falling outside the scope of the humanitarian response.

People living in critical shelter are among the most vulnerable population groups and are at increased risk of having other humanitarian conditions, including reduced access to health care and improved sanitation, increased risk of food insecurity, and lack of safety.<sup>267</sup> Moreover, living in critical or hazardous shelter conditions impacts people’s safety and dignity, often preventing self-reliance and increasing household expenditure on NFIs.

### Affected population

**In-camp IDPs:** All 180,000 in-camp IDPs live in critical shelter and depend on humanitarian support for regular tent replacement and replenishment of worn-out NFIs, including fuel for cooking and heating.<sup>268</sup> Of these about 134,000 are particularly vulnerable as they are in urgent need of tent replacement and NFI replenishment.

**Out-of-camp IDPs:** Up to 197,000 out-of-camp IDPs have emergency shelter and NFI needs. This includes 143,000 out-of-camp IDPs who live in critical shelter, including in tents, unfinished and abandoned structures, makeshift shelter, and non-residential, public and religious buildings. Of these, 122,000 people are estimated to be in acute need due to living in unfinished and abandoned buildings or makeshift shelter, with many having additional shelter needs due to exposure to hazards (e.g., contamination from EO, floods, landslides, fire risks), having a shelter located in insecure areas, or not solid enough to protect them from intruders.

**Returnees:** Overall, 661,000 returnees have humanitarian needs related to shelter and NFIs. This includes the 7 per cent of the overall returnee population who live in critical shelter (331,000 individuals) and 260,000 who live in shelter conditions that pose direct threats to their health, safety and dignity. Of them, 42 per cent are in acute need, with almost all (83 per cent) concentrated in 10 districts.<sup>269</sup>

### Analysis of humanitarian needs

Government-led camp closures in the final three months of 2020 led to a reduction in the number of people living in camps. Those who were unwilling or unable to return to their areas of origin (often due to premature return without adequate shelter conditions), and who subsequently became secondarily displaced in out-of-camp locations, developed new shelter and NFI needs related to out-of-camp displacement and different critical shelter conditions. Living in critical shelter, or otherwise inadequate and hazardous shelter,<sup>270</sup> shapes the severity of needs of both IDPs and returnees.

Of the 657,000 people who live in critical shelter, most are in Sumail District in Duhok Governorate, Sinjar District in Ninewa Governorate and Al-Falluja District in Al-Anbar Governorate. Out-of-camp IDPs living in critical shelter are three times more likely to feel unsafe and to face challenges in accessing health care and improved sanitation, and twice as likely to have borderline or poor food consumption. Returnees living in critical shelter are nearly 19 times more likely to not have access to primary health care within 1 hour from the dwelling, and are nearly 8 times more likely not to have access to improved sanitation. They are also four to five times more likely to face food insecurity, and more than three times more likely to feel unsafe or to use child labour or child marriage as coping mechanisms.

Additionally, 620,000 people – some of whom also live in critical shelter – are in need of humanitarian shelter assistance due to living in shelters exposed to hazards (e.g., EO contamination) or lacking safety and security (e.g., in insecure or isolated areas). Most are concentrated in Al-Mosul District in Ninewa, and Al-Ramadi and Al-Falluja districts in Al-Anbar. The most cited shelter improvement needs across all population groups are the insufficient insulation from cold and hot weather,<sup>271</sup> including rain leakage, the need for improved privacy<sup>272</sup> and improved safety, and protection from hazards.<sup>273</sup> Overcrowding in informal sites and other out-of-camp settings due to insufficient housing options greatly impacts out-of-camp IDPs.

Among out-of-camp IDPs, families missing documentation are five times more likely to be at risk of eviction. For both out-of-camp IDPs and returnees, a household is approximately twice as likely to face eviction if a family member is living with a disability.

Access to affordable essential household items, a prerequisite for a minimum standard of living, continues to be a challenge, with about 15 per cent of the affected population reporting that they do not have at least one essential item, including mattresses, bedding items and cooking utensils, despite regular large NFI distributions by humanitarian actors.<sup>274</sup>

## Evolution of needs

Lack of adequate housing remains the primary reason for people not returning to areas of origin.<sup>275</sup> The socioeconomic impact of the pandemic increased vulnerabilities across all population groups, resulting in inability or difficulty buying basic necessities (food, health, hygiene items, etc.) and paying rent.<sup>276</sup> As a result, more people may move into cheaper, inadequate accommodation, often with no security of tenure, where overcrowding will challenge not only privacy and dignity, but also the ability to apply proper physical distancing when people may have to quarantine or isolate.

Many of those who do return face HLP challenges (uninhabitable houses due to heavy damage, secondary occupation, missing ownership certificates, or not owning a property to return to). If such issues are not addressed, returning families may end up in overcrowded hosting arrangements or in critical shelter as they do not have the means to sustain their lives. These negative coping strategies tend to be adopted by the most socioeconomically vulnerable demographic groups, especially female-headed households and large families.

Despite continuous international support, durable shelter solutions for those both in displacement and in areas of return are slow to emerge due to the scale of housing destruction and long implementation timeframes.



## Monitoring

#	INDICATORS	SOURCE	FREQUENCY
01	# households living in critical shelter inside camps	<ul style="list-style-type: none"> <li>• CCCM Camp Profile</li> <li>• FSMT</li> <li>• CCCM Camp Master List</li> </ul>	<ul style="list-style-type: none"> <li>• Annual</li> <li>• Twice a year</li> <li>• Monthly</li> </ul>
02	# households living in critical shelter out-of-camps	<ul style="list-style-type: none"> <li>• DTM Master List</li> <li>• ILA and MCNA</li> </ul>	<ul style="list-style-type: none"> <li>• Quarterly</li> <li>• Annual</li> </ul>
03	% people not intending to return because of damaged properties	<ul style="list-style-type: none"> <li>• CCCM Intention Survey</li> </ul>	<ul style="list-style-type: none"> <li>• Twice a year</li> </ul>
04	% callers asking for shelter and NFI support	<ul style="list-style-type: none"> <li>• IIC Dashboard</li> </ul>	<ul style="list-style-type: none"> <li>• Weekly</li> </ul>

3.8

# Water, Sanitation and Hygiene



PEOPLE IN NEED	ACUTE PIN	MALE	FEMALE	CHILDREN	WITH DISABILITY
1.6M	694K	49%	51%	45%	15%
Global Average					

## Overview

Approximately 1.6 million IDPs and returnees in 62 districts need emergency WASH support,<sup>277</sup> a 38 per cent reduction since 2021.<sup>278</sup> Among them, 694,000 IDPs and returnees are in acute need of assistance, a decrease of 54 per cent from 2021. The decrease in needs is primarily due to the adoption of a narrower definition of humanitarian WASH needs. Overall, 1.2 million IDPs and returnees lack water of sufficient quality; 776,000 lack sufficient water quantity; 495,000 lack sufficient sanitation facilities; and 578,000 lack hygiene support.<sup>279</sup> These needs are linked, and they persist due to the continued operation of IDP camps, secondary displacement in informal settlements, and delayed recovery in areas of return.

## Affected population

**In-camp IDPs:** As of November 2021, about 180,000 IDPs<sup>280</sup> reside in camps that require comprehensive and continuous WASH services to ensure sufficient quantity and quality of water, operation of WASH facilities, and solid waste management. The greatest need is for access to an adequate quantity of water; just 67 per cent of in-camp IDPs report that they have access to enough water.<sup>281</sup> In some camps that rely on deep wells and surface water, the current water scarcity situation has decreased water supply to households below WASH Cluster standards.

**Out-of-camp IDPs:** Approximately 37 per cent of IDPs living in out-of-camp settings have humanitarian WASH needs, with 154,000 of those experiencing acute needs. There has been a 13 per cent increase in needs among out-of-camp IDPs from 2021, with IDPs living in informal settlements and unable to return to their areas of origin, being a major driver of this increase.

The greatest need is for improved water quality, which is required by 234,188 out-of-camp IDPs, followed by increased water quantity, required by 177,000.<sup>282</sup> Households that are female headed, include a person living with disabilities, or have low socioeconomic status are particularly vulnerable, as they face severe barriers accessing adequate WASH services.

**Returnees:** More than 1.1 million returnees have emergency WASH needs, with 397,000 of those in acute need. Among them, the greatest need is for improved water quality, which is required by 89 per cent of the returnees in need.<sup>283</sup> There has been a 46 per cent decrease in the number of people in need in areas of return from 2021, largely attributed to the adoption of a narrower definition of humanitarian WASH needs. Returnee households that include a person living with disabilities are particularly vulnerable; they are 2.6 more likely to have no access to an improved water source and are 1.5 times more likely to have no access to improved sanitation compared to other households.

## Analysis of humanitarian needs

For the purposes of the 2022 HNO and in line with HCT recommendations, the WASH Cluster revised its needs severity and PIN calculation methodology to narrow the definition of humanitarian WASH needs. In 2021, there has been a reduction in humanitarian WASH needs for conflict-affected populations in Al-Anbar, Baghdad, Duhok, Kirkuk, Ninewa and Salah Al-Din. However, in Al-Basrah, Al-Sulaymaniyah, Diyala and Erbil, an increase in WASH needs is observed. These governorates are facing water shortages due to a decrease in rainfall in the Tigris and Euphrates river catchment in the 2020-2021 rainy season, coupled with insufficient release of water upstream. Water

scarcity issues increase the stress on Iraq's water and sanitation facilities and services, affecting particularly vulnerable groups, and require emergency support in parallel to long-term interventions that are beyond the scope of the humanitarian response.

The highest severity of needs is in hard-to-reach districts hosting out-of-camp IDPs and returnees. The top districts in terms of severity are Sinjar, Al-Baaj and Al-Hatra, all in Ninewa Governorate, which have access issues and high numbers of returnees in areas recovering from ISIL occupation. High severity of needs is also evident in locations recently impacted by water scarcity issues. Al-Basrah, while only hosting 2,304 IDPs, has over 50 per cent of those IDPs in severe need of WASH support. Districts with large caseloads of in-camp IDPs also have severe needs, particularly seen in Zakho and Sumail districts in Duhok Governorate. While there are plans in some locations to transition some service provision in camps to government authorities, there are still critical needs in many IDP camps that host populations who are unwilling or unable to return to their areas of origin, to ensure a basic level of service provision.

Ongoing delays in recovery in areas of return, and the continuation of IDPs living in camps and informal settlements, are driving needs. IDPs in camps are subject to aid dependency, whereby they are wholly reliant on humanitarian support due to the lack of viable alternatives. IDPs living in informal settlements also have innate vulnerabilities due to uncertain land

tenancy and difficulties accessing basic services, whereas returnees living in their area of origin may be more likely have legal rights related to the location where they live. Simultaneous vulnerabilities are a major driver of household WASH needs. People residing in critical shelter are 5.1 times more likely to not have access to improved sanitation, and those households that lack 3 or more core civil documents are 3.6 times more likely to have no access to improved sanitation, and are 1.9 times more likely to have priority needs of food and water.

### Evolution of needs

Since 2019, there has been a steady decrease in the number of people living in camps. Insufficient recovery in areas of origin and barriers to return mean that service provision continues in camps hosting IDPs, either through humanitarian support or transition to government actors. Environmental risks are anticipated in 2022, with drought conditions and flash floods predicted, exacerbated by poor infrastructure and limited disaster risk reduction activities. Decreased flow rates in the Tigris and Euphrates rivers compounded by limited rainfall in 2022 will likely increase water scarcity, increasing the likelihood of waterborne disease outbreaks as people use negative coping strategies to meet their water needs. Increased tensions between host communities and IDPs could arise, as well as secondary displacement of households unable to meet their basic needs.

### Monitoring

#	INDICATORS	SOURCE	FREQUENCY
01	# people living in camps	• CCCM Camp Population Master List	• Monthly
02	# cases of acute watery diarrhoea and acute bloody diarrhoea	• MOH/WHO EWARN*	• Monthly
03	# sub-districts with acute needs for access to water and hygiene facilities	• NPC PMSccxcv**	• Monthly

\* Ministry of Health and WHO, EWARN Dashboard 2021. Available [here](#).

\*\* NPC Protection Monitoring at Community Level, 2021.

## Part 4

# Annexes

---

### DUHOK, IRAQ

Darkar Camp Visit, 2021 © MoMD





## 4.1

# Data Sources

### BASELINE DATA

#### Humanitarian Profile

The base datasets of IDP and returnee population figures and sex- and-age profiles were compiled and prepared by OCHA and shared with the Information Management Working Group (IMWG) and the Assessment Working Group (AWG) to carry out calculations required for the 2022 Iraq HNO. The humanitarian profile for the HNO draws upon the following sources:

- In-camp IDP population source: CCCM Master List as of July 2021 [here](#).
  - Adjusted to reflect the reclassification of AAF camp as an informal site in November 2021.
- Out-of-camp IDP population source: Displacement Tracking Matrix (DTM) Master List Round 122 as of July 2021 [here](#).
  - Aligned to Common Operational Dataset Administrative Boundaries.
  - Adjusted to reflect the reclassification of AAF camp as an informal site in November 2021.
- Returnee population source: DTM Master List Round 122 as of July 2021 [here](#).
  - Aligned to Common Operational Dataset Administrative Boundaries.
- Household size:
  - In-camp IDPs: Average of 5 members per family (source: FSMT, March 2021, [here](#)).
  - Out-of-camp IDPs: Average of 6 [5.82] members per family (source: DTM Master List Report 122).
  - Returnees: Average of 6 members per family (source: DTM Master List Report 122).
- Sex and age profile:
  - In-camp IDPs: sex profile and age interval count of 0-2, 3-5, 6-11, 12-17, 18-30, 31-59, 60+ (source: FSMT).
  - Out-of-camp IDPs and returnees: sex profile and 1-year age interval counts (2021 MCNA IX)
  - National male and female ratio of 51:49 (Central Statistical Organization [here](#)).
- Disability profile:
  - Global average of 15 per cent was considered as a minimum threshold.
  - 2021 MCNA IX disability data was used for trends analysis and not prevalence.
- National population source: Central Statistical Organization, Republic of Iraq, Ministry of Planning [here](#).

### MULTI-SECTORAL DATA

In Iraq there are two large-scale comprehensive humanitarian assessments with nationwide coverage that assess the needs of the majority of IDPs and returnees: the Multi-Cluster Needs Assessments (9<sup>th</sup> round in 2021) and the Integrated Location Assessment (6<sup>th</sup> iteration in 2021).<sup>284</sup> These two sources are prioritized for intersectoral analysis given their nationwide coverage and reliability.

Other multi-sectoral or cross-sectoral sources consulted include (1) the Return Index for conditions in areas of return, and (2) cash, markets and prices monitoring tools used by the CWG, REACH Initiative and partners. Clusters and partners also use a range of assessments to monitor and measure the severity of humanitarian needs, including the CCCM Cluster's Camp Population Flow and FSMT; NPC's Protection Monitoring System (PMS); the GBV Sub-Cluster's



GBVIMS data collection; WHO's COVID-19 Dashboard and EWARN Dashboard; WFP's Hunger and COVID-19 weekly snapshots; and WFP and World Bank joint rapid, monthly phone survey to assess the impact of

COVID-19 on companies and business activities in Iraq. All needs assessments shared by partners are published on the Iraq Assessment Registry and/or available at the links in endnotes.

## Number of assessments in 2021

### NO. OF ASSESSMENTS

151

### COMPLETED ASSESSMENTS

103

### PLANNED ASSESSMENTS

23

### PARTNERS

45

### TYPE OF ASSESSMENTS

- **Multi-cluster** 46
- **Cluster specific** 105

	Camp Coord./ Management	Education	Emergency Livelihoods	Food Security	Health	Protection	Shelter / NFI	WASH	MPCA	Multi-Sector	Total assessments by Governorate
Al-Anbar	3	3			2	1	11	3	11	4	38
Al-Basrah			1		2		6	2			11
Al-Muthanna					3		5				8
Al-Najaf	1				2		6				9
Al-Qadissiya					2		6				8
Al-Sulaymaniyah	3	3	1		2		6	1			16
Babil					2		6				8
Baghdad	1				2		7	3	3		16
Diyala	1	3	1		3	2	10		5	1	26
Duhok	4	3			4	1	8	3	1		24
Erbil	4	3	1		2		6				16
Kerbala					2		6				8
Kirkuk	1	3	2	3	2	1	7		5		24
Maysan					3		7				10
Ninewa	4	3	3	3	7	3	17	12	10	4	66
Salah al-Din	1	4	3		4	2	10		18	4	46
Thi Qar					3	1	6				10
Wassit	1				2		6				9
<b>Total</b>	<b>4</b>	<b>4</b>	<b>8</b>	<b>3</b>	<b>10</b>	<b>10</b>	<b>46</b>	<b>19</b>	<b>40</b>	<b>8</b>	<b>151</b>

Nationwide assessments covering the entire Iraq was counted as one for each governorate for coverage purpose while total assessments by Governorate indicate the total number of assessments that were uploaded in the assessment registry.

## Multi-Cluster Needs Assessment Round IX

The quantification of needs was done primarily with the 9<sup>th</sup> annual MCNA data. The assessment was conducted from mid-June to mid-August 2021 to inform the humanitarian needs analysis and response planning for 2022. The assessment was facilitated by REACH Initiative in close collaboration with OCHA, coordinated by the AWG and ICCG. Data was collected with support of 20 partners<sup>285</sup> which each provided between 2 and 20 enumerators.

The findings from this assessment provide a comprehensive overview of multi-sectoral household needs and priorities. A total of 11,645 households were assessed, including 5,657 out-of-camp IDP households, 3,615 returnee households and 2,373 in-camp IDP households, interviewed in 64 districts. As COVID-19 restrictions eased, enumerators were able to conduct most of the surveys in person. With few exceptions, data is representative and generalizable with a 90 per cent confidence level and a 10 per cent margin of error, and can be disaggregated by district and by population group. Questions related to each sector were included in the survey in consultation with the clusters. In addition, disability trends were captured using the Washington Group questions (short set).

For the out-of-camp IDP population, a two-stage stratified cluster sampling approach (90 per cent level of confidence and a 10 per cent margin of error) was used. Population figures from IOM-DTM (April 2021) and the CCCM Cluster Master List (July 2021) informed the sampling and weighting of the data. Sampling frames were developed for all districts with a minimum of 200 IDP or returnee households, and adjusted to align with Common Operational Dataset Administrative Boundaries. A cluster sample was drawn for each population group in each district, and locations were selected with probability proportional to size. Within each location, a set of geo-points was randomly generated and provided to enumerators who would then interview eligible households nearest to a given geo-point. In areas where more than one conflict-affected population group is present, the precision of stratification-level findings will increase accordingly. For the in-camp IDP population, a simple random

sampling approach (95 per cent level of confidence and a 5 per cent margin of error) was used in all formal IDP camps with at least 100 households.

Data for the 17 indicators considered in the intersectoral analysis was provided through this survey. With the exception of the CCCM Cluster and Mine Action Sub-Cluster, clusters relied solely on MCNA data for PIN and severity calculations. Some clusters used expert judgement to adjust the findings. The MCNA IX dashboard is available [here](#); the summary dataset published on the Humanitarian Data Exchange (HDX) [here](#).

## Integrated Location Assessment Round VI

Impact on people and services was evaluated primarily using Integrated Location Assessment (ILA) data. The survey provides an in-depth examination of the situation of displaced and returning populations, focusing on profiling the locations in which these groups live. This includes the demographic composition of locations, movement intentions for IDPs, and the state of infrastructure, services, security and social cohesion. IOM's Rapid Assessment and Response Teams (RART) collect data through yearly interviews with key informants, with the latest round conducted from May to July 2021.

The ILA VI also includes informal sites based on CCCM Cluster-DTM jointly matched list of sites, covering 418 informal sites where five or more families live. The data, dashboard and reports are available [here](#).

## Return Index Round 12

The Return Index measures the severity of conditions in locations of return. It provides data on 16 different indicators related to (1) livelihoods and basic services, and (2) safety perceptions and social cohesion. The severity score is calculated for each assessed location of return. Scores range from 0 (all essential conditions for return are met) to 100 (no essential conditions for return are met). Higher scores denote more severe living conditions for returnees. The scores are grouped into three categories of severity: low, medium and high (which also includes very high). The most recent

Return Index data is from April 2021 (Round 12), with data collected during the months of March and April 2021 across 8 governorates, 38 districts and 2,218 locations. Data, dashboard and reports available [here](#).

## Displacement Index Round 1

The Displacement Index is a new addition to the wealth of data and analysis available in Iraq. The Displacement Index measures and monitors the living conditions of IDPs in their areas of displacement based on 17 indicators across five domains: (1) infrastructure and services, (2) safety and security, (3) livelihoods, (4) social inclusiveness, and (5) housing. Factor analysis is used to examine the relationship between these domains and their indicators, and to obtain scores that capture both the relevance of each indicator for a certain domain and the importance of each domain for the overall index. The index ranges from 0 (where all essential living conditions are met) to 100 (where no essential living conditions are met). Higher scores denote more severe living conditions for IDPs. The scores of the Displacement Index are grouped into three categories: low, medium and high (which also includes location identified as 'very high'). Data collection for the Displacement Index Round 1 took place during March and April 2021 across 18 governorates, 94 districts and 1,972 locations of displacement. Displacement Index dataset and report are available [here](#).

## CROSS-SECTORAL DATA

### Joint Price Monitoring Initiative

The JPMI was developed by the CWG and REACH Initiative to conduct harmonized price monitoring activities among cash actors, in particular for the goods that make up the SMEB. Data collection for the JPMI occurs monthly, and data can be disaggregated by commodity and by district. The average cost of the SMEB by district is also provided through this data. Findings are presented in the dashboard [here](#).

## Cross-Cutting Analysis

Three background papers were developed with the support of thematic specialists to review and analyse the varied effects of displacement, conflict, COVID-19 and water scarcity on affected people based on age, gender and disability status. Primary and secondary data was used.

Two background papers were developed by the CWG and the Accountability to Affected Populations (AAP)/Communication with Communities (CwC) Working Group, looking at socioeconomic issues, the functioning of markets, the impact of price fluctuations, and the information needs and preferences, and self-reported priority needs, of affected communities. AAP analysis was informed by MCNA VIII and MCNA IX data.

NGO partners have conducted in-depth assessments related to age, gender and disability, which were used in the analysis referenced above, including Heartland Alliance's research on disability and GBV;<sup>286</sup> an Oxfam and Help Age study on older people;<sup>287</sup> Oxfam's gender analysis;<sup>288</sup> and the Cash and Livelihoods Consortium for Iraq's (CLCI) gender analysis of livelihoods programmes.<sup>289</sup>

## AAP/CwC

In addition to the aforementioned AAP analysis, the humanitarian community continues to use data generated by the IIC to understand the issues of interest to callers (primarily IDPs, returnees and refugees) based on their recorded complaints and questions. The IIC dashboard can be accessed [here](#).

## SECTOR-SPECIFIC DATA SOURCES

### Protection Monitoring System

The NPC coordinates protection monitoring with 14 partners<sup>290</sup> and produces evidence-based analysis of protection issues and trends. In 2021, three rounds of monitoring were conducted at the community level through structured interviews with key informants. To ensure effective coverage of all relevant geographical areas, each sub-district was assigned to an organization based on interest and operational capacity. In total, 7,866 key informant interviews were conducted across 18 governorates, 88 districts and 180 sub-districts. Results from the Protection Monitoring System are available through the dashboard [here](#).

### Gender Based Violence Information Management System (GBVIMS)

The GBVIMS Task Force in Iraq, which functions under the umbrella of the GBV Sub-Cluster, is co-chaired by the United Nations Population Fund (UNFPA) and the United Nations High Commissioner for Refugees (UNHCR). GBVIMS partners have signed an information sharing protocol that regulates how GBVIMS data is shared. The GBVIMS report for January to June 2021 highlighted key GBV trends and emerging GBV patterns of violent incidents in the first half of 2021 compared to previous years. Trends analysis during the reporting period, in comparison to previous periods, highlighted the trends and gaps in GBV service provision, and proposed programme recommendations.

### Weekly Food Security Monitor

WFP's Hunger Monitoring Unit continued to conduct food security monitoring via phone interviews, with data collected on a rolling basis and processed daily. The system was expanded to monitor COVID-19 impacts on households, specifically access to health services and markets, and impact on livelihoods. Daily updates represent a snapshot of food consumption patterns, prices and markets over the previous 28 to 30 days. Between January and November 2021, WFP produced weekly "Hunger and COVID-19 Snapshots", which are shared through the Hunger Map LIVE and the DataViz platform [here](#).

### High Frequency Phone Surveys

Starting in August 2020, the World Bank and WFP began conducting high frequency phone surveys to collect socioeconomic microdata to assess how Iraqis had fared during the COVID-19 pandemic. The first report of the series was released in April 2021, and the second report was published in September 2021. The first report present results from socioeconomic observational data collected by phone in four rounds from October 2020 to January 2021 focusing extensively on IDPs and returnees. The second report conveys data from nearly 15,000 interviews.

### Early Warning Alert and Response Network (EWARN)

EWARN continued to be used in 2021 for surveillance to ensure early identification of, and immediate response to, a cholera outbreak or outbreak of other diseases. The WHO EWARN Dashboard is accessible [here](#).

### COVID-19 Dashboard

The WHO Iraq COVID-19 Dashboard continued to be updated daily based on data received from the federal and KRI Ministries of Health. The dashboard is accessible [here](#).

### Other complementary sources

- CCCM: In addition to MCNA IX (Camp Profiling) and IOM-DTM ILA VI (section on informal sites), the cluster considered the CCCM Cluster's Camp Population Master List (July 2021); Informal Sites Population Master List (September 2021); and FSMT (August 2021).
- FSC: In addition to MCNA IX and IOM-DTM data, the cluster considered WFP's Food Security Outcome Monitoring (2021); WFP, The World Bank, IFAD, and FAO report 'Food Security in Iraq: Impact of COVID-19' (2021); the WFP report 'Iraqi Dinar Devaluation and the Price of the Food Basket' (2021); Iraq COVID-19 FSMT (bi-weekly updates); COVID19-Weekly Snapshots; Hunger Map Live; and DataViz Explorer for prices and food security indicators.

- **NPC:** In addition to MCNA IX and IOM-DTM data, the cluster considered NPC Protection Monitoring at Community Level; NPC Protection Monitoring System in Iraq 2021; CCCM Cluster and NPC Sitrep on Camp Closures; Information Management System for Mine Action (IMSMA), Child Protection Sub-Cluster Case Management Working Group reports (2021); GBV Sub-Cluster Iraq Rapid Assessment (2020); GBVIMS Mid-Year Analysis 2021 report; Heartland Alliance research report on GBV, inclusion of people with disabilities and older people (2021); Oxfam research report 'Social Norms Structuring Masculinities: Gender Roles and Stereotypes' (2021); partners assessments; NPC Critical Protection Issues notes (2021); UNICEF and World Bank Assessment of COVID-19 Impact on Poverty and Vulnerability in Iraq (April 2021); Report of the Secretary General on Children and Armed Conflict (2020).
- **WASH:** In addition to MCNA IX and IOM-DTM data, the cluster used the MCNA VIII (to cross-check figures) and the Multi-Indicators Cluster Survey (MICS) (2011) (to compare current needs with pre-ISIL needs). Additionally, the cluster used rainfall and reservoir data when assessing drought-like conditions; Camp Fact Sheets; IIC as a key feedback and response mechanism from the affected population; and UNICEF's assessment on WASH and the Environment and Waste Management Services in Health Care Facilities (2021).

### Links for the frequently consulted data sources

1. [CCCM Camp Master List and Population Flow](#)
2. [CCCM Camp Standards Monitoring \(FSMT\)](#)
3. [CCCM Informal Sites Master List](#)
4. [CSO Statistics](#)
5. [IOM-DTM Integrated Location Assessment](#)
6. [IOM-DTM Master List for IDPs and Returnees](#)
7. [IOM-DTM Return Index](#)
8. [IOM-DTM Displacement Index](#)
9. [Iraq Information Centre](#)
10. [NPC Protection Monitoring System](#)
11. [Partner reports](#)
12. [REACH MCNA Round IX](#)
13. [REACH-CWG Joint Price Monitoring Initiative](#)
14. [WFP Hunger Map and Weekly Snapshots](#)
15. [WHO COVID-19 Dashboard](#)
16. [WHO EWARN Dashboard](#)





#### **SALAH AL-DIN, IRAQ**

COVID-19 precautions ahead an activity on women's empowerment,  
August 2021 © WFP

## 4.2 Methodology

### **Process**

The 2022 Iraq HNO was developed using the globally agreed Inter-Agency Standing Committee (IASC) Joint Intersectoral Analysis Framework (JIAF). As in 2020, the JIAF was used to structure analysis, and to support a joint estimation of people in need across Iraq and the severity of their needs. In its second year of usage, improvements were made, ensuring a data driven, robust methodology adapted to the local context, with a strategically guided and transparent analysis process including all key stakeholders.

In early 2021, the Iraq ICCG reviewed the application of the JIAF, including the intersectoral and cluster-

specific analytical frameworks and indicators, used for the 2021 HNO. As a result of that review, the ICCG and clusters had a better joint understanding of the previous year's indicators and the challenges posed. Lessons from the review were incorporated into the development of the analysis framework for the 2022 HNO.

The analysis framework for the 2022 HNO, including the intersectoral and cluster-specific indicators and thresholds, were established through a joint strategic session with the Humanitarian Country Team (HCT), ICCG, donors and key assessment partners in July 2021.

For the intersectoral model, 17 indicators were selected, and thresholds set, enabling a tighter focus on the most vulnerable IDPs and returnees with multiple acute humanitarian needs related to the impact of the ISIL crisis, and creating a clearer distinction with longer-term structural issues or development needs. The technical global criteria of validity, transparency, simplicity, uniqueness, disaggregation, unit of analysis and severity thresholds were also considered as part of this process, through in-depth consultations with assessment partners.

Following data collection and analysis of both the intersectoral and cluster-specific needs and severity, an advisory panel, led by the Humanitarian Coordinator (HC) and comprising UN agencies, international and national NGOs representing the HCT, and donors, reviewed the findings, cluster by cluster and district by district in September 2021. Subsequently, most cluster findings were adjusted to ensure that the focus remained on people with multiple humanitarian needs that were not primarily due to development related or structural issues. Adjustments were also made to ensure that baseline needs were not inflated by calculation methodologies, and were in line with subject matter experts' knowledge of sector- and location-specific needs identified through other assessments. If revised cluster findings exceeded the PIN and severity estimates arrived at through the intersectoral framework, the intersectoral PIN and severity numbers were adjusted to ensure inclusion of the cluster findings.

The final PIN and severity estimates were presented in a second strategic session with the HCT, donors and the ICCG in October 2021. The findings were jointly reviewed to ensure strategic cohesion, inclusion and transparency.

The methodology for the intersectoral PIN and severity estimations and cluster-specific analysis is described in detail below. The information and data sources underpinning the analysis are listed in section 4.1; while the limitations of the current analysis are listed in section 4.3.

## Intersectoral Methodology

### Indicators

Seventeen indicators were selected covering education; emergency livelihoods; food security; health (including disability); protection (including child protection, gender-based violence; housing, land and property; and mine action); shelter; and water, sanitation and hygiene. The indicator list is included in a table in section 4.4 of the document.

The humanitarian community agreed to use two "critical" indicators: (1) households living in critical shelter and (2) households missing at least one core civil document. These indicators were chosen in light of existing knowledge that these are among the most vulnerable households, with multiple compounding needs linked to their critical living conditions and their inability to access essential services or meet basic needs due to lack of required documentation. Taken together, these two indicators are therefore both necessary and sufficient conditions to reasonably ensure that a household is directly affected by the conflict, rather than a reflection of the household being chronically poor (outside the scope of the humanitarian response) and has multiple humanitarian conditions as a result. Several clusters reflected this understanding in their analysis.

### Method

Iraq followed Data Scenario A as per 2022 JIAF 1.1 guidance because the analysis team had access to a single household-level dataset representative at district level for all areas where IDPs and returnees were present. The data was prepared by REACH Initiative and provided to OCHA for PIN and severity analysis.

### PIN Estimations

In line with JIAF guidance, Iraq used the "mean of 50 per cent max" rule (i.e., calculating the mean of the 50 per cent of indicators with the highest scores) to determine the overall severity score of a household, with regular rounding (rounding down for 0.49 and below; rounding up for 0.5 and above) adopted for the intersectoral analysis.

Although the updated 2022 JIAF guidance makes no distinction between PIN and Acute PIN, Iraq continued to estimate “People Affected”, “PIN” and “Acute PIN” following the method used in previous years, whereby the number of people affected is the sum of the individuals falling into severity categories 2, 3, 4 and 5; PIN is the sum of individuals in severity categories 3, 4 and 5; and Acute PIN is the sum of individuals in severity categories 4 and 5. This approach was maintained for the purposes of comparability of analysis, and to ensure continuity of the approach with previous years, as any major adjustments to the approach at this stage of the Iraq humanitarian operation would not be commensurate with any potential benefits derived. Furthermore, the Acute PIN which comprises all people who experience conditions that are “extreme” or “catastrophic” could inform the prioritization when appropriate.

The preliminary PIN and Acute PIN estimates were cross-checked against each individual cluster. The instances of higher sectoral PIN estimates resulting from sectoral analyses were reviewed in line with the agreed analysis scope and, when relevant, they were considered in the intersectoral estimates. Following this process, the intersectoral PIN in some districts was revised to match the higher cluster PIN. As a result, and in line with the decisions of the advisory panel, the final intersectoral PIN and Acute PIN were adjusted to account for the additional 557,388 people in need and 98,017 people in acute need in 29 districts, which had been identified by clusters, but not captured in the initial intersectoral model. The most significant adjustment was made for the returnee population, where an additional 460,000 people were found to be in need by several clusters.

## Severity

Severity scores were determined for each population group and the overall population at district level. Scores were derived from the percentage of households (weighted) falling into severity phases 3, 4 and 5. The sum of the percentages of households in phases 3, 4 and 5 was converted to a severity score of 1 to 5 for each district by applying even breaks (of 20 per cent) to categorize the value set. For example, if

more than 80 per cent of households fell into severity phases 3, 4 and 5 within a district, then a severity score of 5 was assigned. If 60 per cent to 80 per cent of households within a district fell into severity phases 3, 4 and 5, then a severity score of 4 was assigned, etc.

## Analysis results write-up

The estimation of the severity of humanitarian conditions considered the three humanitarian consequences of (1) living standards, (2) coping mechanisms, and (3) physical and mental wellbeing, with indicators categorized accordingly. However, the subsequent needs analysis and the write-up of the intersectoral and sectoral findings presented in this HNO were adapted to suit the local context by focusing on the intersectoral issues that were linked (e.g., food security, livelihoods and income), and key issues known to compound other needs (e.g., critical shelter conditions and lack of documentation).

## Cluster Methodology

For consistency and comparability of the sectoral estimates, clusters were encouraged to adopt the 2022 JIAF methodology for PIN and severity estimations and to use Data scenario A when possible. The “mean of 50 per cent max” rule to determine the overall severity score of a household was recommended if the analysis considered more than four indicators, and mean if the analysis included four indicators or less.

Clusters considered critical shelter and missing documentation in the analysis when evidence suggested that the indicators correlated with the other sectoral needs. To the extent possible, clusters were also asked to consider cross-cutting issues and prioritize indicators that articulated potential vulnerabilities based on age, sex and disability characteristics and consider accountability elements (i.e., information needs and preferences). When contextually appropriate, clusters aligned indicators and thresholds with the global indicators in the JIAF Indicator Reference List. The indicators used by the clusters to calculate severity are explained below.

## Camp Coordination and Camp Management

The CCCM Cluster used four indicators to determine coordination and management support needed by IDPs using multiple data sources including the CCCM Camp Population Master List and the Informal Sites Master List for demographic figures, and the FSMT, MCNA Camp Profiling, and ILA VI for services.

The indicators and thresholds remained consistent between the 2021 and 2022 HNO analysis to ensure comparability between the years. Minimal revisions were made to the sub-indicators to allow for the introduction of a fire-risk indicator for camps and land use agreement for informal sites.

The cluster adopted the JIAF five-point severity scale and followed Data Scenario B as per JIAF guidance. For the aggregation method, the mean was used to determine the overall severity score of a district. The cluster considered the full camp population to be PIN. The Acute PIN in camps was determined

based on the overall severity score of the camp which was determined based on population size, service conditions and site safety. The population of camps falling into categories 4 and 5 were considered as people in acute need. For informal sites, the methodology used in 2020 and 2021 was adapted for the 2022 HNO. In 2020 and 2021 the PIN was determined based on the setting of a threshold given that severity could not be determined at site level. In 2022, the adjusted indicator on basic services and site safety allowed for severity to be determined at site level. Populations in informal sites falling into categories 3, 4, 5 were considered as PIN, while those in categories 4 and 5 were considered in the Acute PIN.

To avoid possible undercounting, the final intersectoral PIN and Acute PIN were adjusted to account for the additional 13,715 people in need and 15,337 people in acute need identified by the cluster in some districts.

INDICATOR	MINIMAL (1)	STRESS (2)	SEVERE (3)	EXTREME (4)	CATASTROPHIC (5)
# IDPs in camps	zero	zero	<2,000 individuals	2,000 - 5,000 individuals	>5,000 individuals
# IDPs in informal sites	<200 individuals	200 - 999 individuals	1,000 - 1,999 individuals	2,000 - 5,000 individuals	>5,000 individuals
% population in formal camps with access to basic services and safe site environment	All sub-indicators* are met	One of the indicators is not met	Two of the indicators are not met	Three of the indicators are not met	None of the indicators are met
% population in informal sites with access to basic services and safe site environment	All sub-indicators** are met	One of the indicators is not met	Two of the indicators are not met	Three of the indicators are not met	None of the indicators are met

\* Sub-indicators for camps include: (1) access to primary health care (<1h distance); (2) critical shelter type; (3) site infrastructure state of repair; and (4) number of fire incidents (Source: FSMT)

\*\* Sub-indicators for informal sites include: (1) access to primary health care (<1h distance); (2) critical shelter type; (3) site infrastructure state of repair; and (4) number of fire incidents (Source: ILA)



## Education

The Education Cluster designed the analysis framework around three composite indicators. The key indicators used to calculate PIN and severity for education relate to access to education (formal, informal and distance learning) and barriers to accessing education; enrollment rates combined with missing civil documentation, psychosocial distress or exposure to mine risk; and school drop-out rates.

The cluster adopted the JIAF five-point severity scale; however, acknowledging that unmet education needs in Iraq do not constitute a widespread grave violation of human rights, nor do they lead to widespread physical and mental irreversible harm or excess mortality, the cluster did not include any conditions in the category 'catastrophic'.

The cluster followed Data Scenario A, and for the aggregation method, the mean was used to determine the overall severity score of a household. PIN calculations considered only children in need and not teachers or caretakers. The cluster relied primarily on MCNA IX data. Additional expert judgment method was employed to calculate PIN and Acute PIN for in-camp IDPs.

To avoid possible undercounting, the final intersectoral PIN and Acute PIN were adjusted to account for the additional 98,046 children in need and 12,526 children in acute need identified by the cluster in some districts.

INDICATOR	MINIMAL (1)	STRESS (2)	SEVERE (3)	EXTREME (4)	CATASTROPHIC (5)
% children dropping out of school compared to the 2018-2019 school year the (2019-20 school year was severely affected by COVID-19 and would not offer a good comparison with the current school year)	Area: 0% of school-aged children dropped out	Area: <10% of school-aged children dropped out	Area: <25% of school-aged children dropped out	Area: 25=> of school-aged children dropped out	N/A
% households with at least one child not accessing distance learning or in person education and also facing severe** barriers that puts their health and safety at risk	All children are enrolled AND all are attending formal in person education in schools	At least one child is attending non-formal education or distance learning (but not in formal education)	At least one child is not enrolled OR not accessing distance learning or in person education because of non-severe barriers*	At least one child is not enrolled OR not accessing distance learning or in person education because of severe barriers**	N/A
% school-aged children not enrolled in school and missing civil documentation or have psychosocial distress or exposed to mine risk	Household-level: all children enrolled, none of these issues	Household-level: children enrolled AND facing at least one of these issues	Household-level: children not enrolled AND facing one of these issues	Household-level: children not enrolled AND facing two or three of these issues	N/A

\* non-severe barriers include: (1) school related expenses; (2) health/disability condition; (3) physical limitations to access school; (4) parental refusal; (5) child's lack of interest.

\*\* severe barriers include: (1) absence of safe and protective learning spaces; (2) children compelled to work; (3) school affected by conflict not functioning/lack of teachers/no WASH facilities; (4) learning environment, the conflict affected area not safe.



## Emergency Livelihoods

The Emergency Livelihoods Cluster designed the analysis framework around one composite indicator. The definition of emergency livelihoods needs was narrowed to focus on the most vulnerable humanitarian cases. For a household to need emergency livelihoods support, it would need to include adults who are unemployed and seeking work, with the household itself either living in critical shelter or using negative coping mechanisms. For a household to be in extreme need of livelihoods support, the

household would have to meet all three conditions: have most adults in the household unemployed and seeking work, while also living in critical shelter and using negative coping strategies.

The cluster followed Data Scenario A and adopted the JIAF five-point severity scale. Since one indicator was used, there was no need to use an aggregation method to determine the overall severity score of a household. The cluster relied on MCNA IX data to determine the PIN and Acute PIN.

INDICATOR	MINIMAL (1)	STRESS (2)	SEVERE (3)	EXTREME (4)	CATASTROPHIC (5)
% households with at least one adult (18+) unemployed and seeking work, while also relying on negative coping strategies and living in critical shelter	0-50% of individuals in the household unemployed and seeking work, irrespective of reliance of coping strategies and/or residence in critical shelter	50-75% of individuals in the household unemployed and seeking work, irrespective of reliance of coping strategies and/or residence in critical shelter OR 75-100% of individuals in the household unemployed and seeking work, and reporting no reliance on negative coping strategies and no residence in critical shelter	75-100% of individuals in the household are unemployed and seeking work + (household reports relying on negative coping strategies OR household is living in critical shelter)	75-100% of individuals in the household are unemployed and seeking work + (household reports relying on negative coping strategies AND household is living in critical shelter)	N/A

## Food Security

The cluster used the Consolidated Approach for Reporting Indicators of Food Security (CARI) to analyse four food security indicators and report on the level of food insecurity in the conflict-affected population. The cluster adopted the JIAF five-point severity scale and used globally agreed JIAF FSC indicators and thresholds.

The key indicators used to calculate PIN and severity for food security relate to household caloric intake, with the quality of food measured through the food consumption score, and the quantity of food measured through the household hunger scale. Coping capacity was measured through the share of household expenditure spent on food and reliance on negative coping strategies. The data for these indicators was collected through the MCNA IX.

Severity analysis was also conducted at district level and in each camp. However, preliminary findings for the in-camp population showed a very low PIN

because it reflected the food security situation after assistance had been provided. The in-camp data was cross-checked with WFP's Food Security Outcome Monitoring data collected in August 2021, which showed that most IDPs living in formal camp settings were either food insecure or vulnerable to food insecurity. As a result, the final PIN and Acute PIN figures were adjusted to include all in-camp IDPs, reflecting that ongoing humanitarian assistance contributed to maintaining acceptable food security levels for the in-camp population. The FSC PIN comprises populations falling under severity 3, 4 and 5, while the Acute PIN includes people falling under severity levels 4 and 5.

To avoid possible undercounting, the final intersectoral PIN and Acute PIN were adjusted to account for an additional 2,121 people in acute need identified by the Food Security Cluster in some districts.

INDICATOR	MINIMAL (1)	STRESS (2)	SEVERE (3)	EXTREME (4)	CATASTROPHIC (5)
Livelihood Coping Strategy (basic needs) (LCS)	No stress, crisis or emergency coping observed	Stress strategies are the most severe strategies used by the household in the past 30 days	Crisis strategies are the most severe strategies used by the household in the past 30 days	Emergency strategies are the most severe strategies used by the household in the past 30 days	All strategies are reported as already exhausted AND FCS=<28.5 AND HHS 5-6
Food Expenditure Share (FES)	<50%	50-65%	65-75%	75% - 85%	> 85%
Household Hunger Scale (HHS)	0 (none)	1 (slight)	2 or 3 (moderate)	4 (severe)	5 or 6 (severe)
Food Consumption Score (FCS)	Acceptable consumption FCS >=42.5 AND HHS=0	Acceptable consumption, but deterioration from typical FCS >=42.5 AND HHS = 1, 2, 3, 4 or 5	Borderline consumption FCS 28.5> - > 42.5 (regardless of HHS score)	Poor consumption FCS =<28.5 AND HHS = 0, 1, 2, 3 or 4	Poor consumption FCS =<28.5 AND HHS 5-6

## Health

The Health Cluster considered three indicators measuring distance to hospitals, unmet health care needs and share of household expenditure spent on health care. The cluster adopted the JIAF five-point severity scale and aligned with the global health indicators and thresholds in the JIAF list. The cluster followed Data Scenario A and as aggregation method the mean was used to determine the overall severity score of a household. The cluster used MCNA IX data.

The initial figures proposed by the Health Cluster were significantly higher than the intersectoral number of people in need. The figures were higher particularly due to the use of the 'unmet health care needs' indicator, which was a new indicator in the JIAF

model, and which had not been tested and for which there was no global consensus on thresholds and technical calculation. The data also reflected broader service delivery needs and could not easily be used to pinpoint the humanitarian needs caused by the conflict with ISIL. Following high-level consultations, the indicator was removed from the intersectoral analysis framework, but kept in the Health Cluster PIN estimation process.

However, to avoid possible undercounting, the final intersectoral PIN and Acute PIN were adjusted to account for an additional 266,223 people in need and 3,002 people in acute need identified by the Health Cluster in some districts.

INDICATOR	MINIMAL (1)	STRESS (2)	SEVERE (3)	EXTREME (4)	CATASTROPHIC (5)
% households that can access primary health care within one hour from dwellings	0-14 min	15-29 min	30-59 min	60-179 min	180+ min
% households spending more than 20% of their total expenditure on health care	Greater than 0% and less or equal to 10%	Greater than 10% and less than 20%	Greater than or equal to 20% and less or equal to 29%	More than 29%	N/A
% individuals who report having a health care need in the last 3 months that was unmet	equal to 0%	greater than 0% and less or equal to 10%	Greater than 10% and less or equal to 19%	Greater than 19% and less or equal to 29%	Greater than 29% and above

## General Protection, HLP and Mine Action

The Protection Cluster calculated its sectoral PIN using five indicators measuring general protection and mine action. The five indicators measured: (1) missing core documentation; (2) barriers to accessing civil documentation; (3) size of the contamination area; (4) perceived impact of the presence of explosive ordnance, and (5) critical shelter. The indicators and thresholds were aligned with the global indicators and thresholds in the JIAF list where possible.

The initial cluster analysis found significant widespread HLP needs. Upon revision of the data and following high-level consultation, the cluster concluded that many of the HLP needs were likely rooted in historical issues and predominantly not humanitarian in nature; therefore HLP-specific figures and indicators were removed from the calculations. However, all HLP legal needs that were humanitarian were folded under the overall GP figures. The GBV and Child Protection sub-clusters' findings were analysed and presented separately.

For severity, the cluster adopted the JIAF five-point severity scale. The cluster followed Data Scenario A and as aggregation method the 'mean of max 50 per cent' was used to determine the overall severity score of a household. The indicator for documentation was used as a critical indicator. Due to the correlation of critical shelter and protection needs, an extra condition was considered in the severity calculation which allowed for a comparison of the severity scores of the critical indicator with the scores of the households living under critical shelter conditions.

The cluster relied primarily on MCNA IX data, with Directorate of Mine Action data used to understand needs related to explosive hazards contamination.

To avoid possible undercounting, the final intersectoral PIN and Acute PIN were adjusted to account for the additional 89,166 people in need identified by the cluster in some districts.

INDICATOR	MINIMAL (1)	STRESS (2)	SEVERE (3)	EXTREME (4)	CATASTROPHIC (5)
% households missing at least one key household or individual document	Household missing no key household or individual document	Household missing =1 core document (PDS, ID Card, Nationality Certificate, Unified ID (substituting both ID Card and Nationality Certificate) and Birth Certificate)	Household missing >=2 core documents (PDS, ID Card, Nationality Certificate, Unified ID (substituting both ID Card and Nationality Certificate) and Birth Certificate)	Household missing >= 3 core documents (PDS, ID Card, Nationality Certificate, Unified ID (substituting both ID Card and Nationality Certificate) and Birth Certificate)	Household missing >= 4 documents (PDS, ID Card, Nationality Certificate, Unified ID (substituting both ID Card and Nationality Certificate) and Birth Certificate)
% households reporting [barrier] as barrier to access civil documentation	Household not reporting any barriers to access civil documentation	Household reported one or more of the following barriers to access civil documentation: Documents are lost or left behind; My application to obtain a document is pending; Unable to access civil affairs directorates/courts; Lack of information about CAD/courts and administrative processes; Cost of obtaining/renewing documents is too high (e.g., transportation, administrative fees); Complexity, length of the legal processes to obtain documentation; Have not tried to obtain/renew documents)	Household reported one or more of the following barriers to access civil documentation: Deliberate destruction or confiscation (by others); Refusal of issuing/renewing documents by civilian authorities; Refusal of issuing/renewing documents by security actors; Refusal of security clearance from authorities	N/A	N/A
% EO contamination area size in a district	<3%	>=3% and <7%	>=7% and <20%	>=20% and <50%	>=50%
% households impacted by the (perceived) presence of explosive ordnance	<= 5%	>5% and <15%	>=15% and <35%	>=35% and <45%	>= 45%
% households living under critical shelter conditions	Habitual residence - good condition, OR Rental apartment/ house- good condition, OR Other (specify)	Host family, OR Hotel/ motel or short-term rental, OR Habitual residence - damaged/destroyed, OR Rental apartment/house-damaged/destroyed	Religious building, OR Public building, OR Prefab/caravan/ RHU	Sub-standard shelter not for residential purposes, OR Unfinished or abandoned residential building	Makeshift shelter, OR Tent

## Child Protection

The Child Protection Sub-Cluster conducted the analysis based on one composite indicator that included the five most-often reported child protection risks in Iraq: children missing out on the protective environment provided by the schools; showings signs of distress; missing documentation; child labour; and child marriage.

The sub-cluster followed Data Scenario A and adopted the JIAF five-point severity scale. Since one composite indicator was used, there was no need to use an aggregation method to determine the

overall severity score of a household. The sub-cluster relied on MCNA IX data for all five sub-indicators. PIN calculations considered only children in need and not the adults taking care of them. For a child to need protections services, the household would have to report the presence of at least one of the five conditions noted above.

To avoid possible undercounting, the final intersectoral PIN and Acute PIN were adjusted to account for an additional 9,088 children in need and 160 children in acute need identified by the sub-cluster in some districts.

INDICATOR	MINIMAL (1)	STRESS (2)	SEVERE (3)	EXTREME (4)	CATASTROPHIC (5)
Household indicating child protection issues [1) Household with at least one child out of formal AND Informal learning, 2) % household reporting children with psychosocial distress (proxy data with behaviour change), 3) % children missing a key individual documentation, 4) Child marriage, 5) Child labour]	0 CP risk reported in the household	0 CP risk reported in the household	1 CP risk reported in the household	2 CP risk reported in the household	3-5 CP risk reported in the household



## Gender Based-Violence

The GBV Sub-Cluster conducted the analysis of needs based on four proxy indicators, namely people who: avoid areas because of feeling unsafe; live in critical shelter; rely on negative coping strategies; and report signs of distress. The thresholds for the indicators were based on the JIAF Global Framework and adapted to the local context.

The sub-cluster followed Data Scenario A and adopted the JIAF five-point severity scale. For the aggregation method, the mean was used to determine the overall severity score of a household. The sub-cluster relied primarily on MCNA IX data. PIN calculations considered a higher proportion of women and girls.

INDICATOR	MINIMAL (1)	STRESS (2)	SEVERE (3)	EXTREME (4)	CATASTROPHIC (5)
% households engaging in negative coping mechanisms (% households relying on stress / crisis / emergency strategies to cope with a lack of resources to meet basic needs)	No harmful coping strategy	No harmful coping strategy	Household selected: 1) Selling household property; 2) Buying food on credit or through borrowed money from relatives and friends; 3) Reducing expenditures on NFI	Household selected: 1) Selling means of transport; 2) Changing place of residence and accommodation to reduce expenses; 3) Children under 18 work to provide resources, 4) Children dropout from school; 5) Engaging in high-risk behaviour/activities; 6) Whole family are migrating; 7) Children or adult forcefully married	N/A
% households living under critical shelter conditions	Habitual residence - good condition, OR Rental apartment/ house - good condition, OR Other (specify)	Host family, OR Hotel/ motel or short-term rental, OR Habitual residence damaged / destroyed, OR Rental apartment/house-damaged/destroyed	Religious building, OR Public building, OR Prefab/caravan/ RHU	Sub-standard shelter not for residential purposes, OR Unfinished or abandoned residential building	Makeshift shelter, OR Tent
% households where at least one member is reporting signs of distress (self-diagnosed)	No signs of distress	15% or less	Between 16% and 25%	More than 26%	N/A
% women and girls who avoid areas because they feel unsafe there	Women and girls do not avoid areas	Women and girls avoid one area because they feel unsafe	Women and girls avoid two areas because they feel unsafe	Women and girls avoid three or more areas because they feel unsafe	N/A

## Shelter and NFI

The Shelter and NFI Cluster calculated its sectoral PIN using two indicators: people living in critical shelter and people needing shelter improvements. The cluster used expert judgement to adjust the threshold for the indicator on shelter improvements and determined that no condition would amount to 'catastrophic' (severity 5) in the current context in Iraq. The cluster relied primarily on MCNA IX data, with IOM-DTM data used to cross-check findings. The cluster analysed other data in order to identify correlations and strengthen the PIN estimation exercise.

The cluster followed Data Scenario A and adopted the JIAF five-point severity scale. For the aggregation

method, the mean was used to determine the overall severity score of a household.

The critical shelter indicator was used in the cluster analysis as a critical indicator (like in the intersectoral model) to ensure that all people who live in critical shelter and are most vulnerable remain part of the cluster PIN.

To avoid possible undercounting, the final intersectoral PIN and Acute PIN were adjusted to account for an additional 9,013 people in need identified by the cluster in some districts.

INDICATOR	MINIMAL (1)	STRESS (2)	SEVERE (3)	EXTREME (4)	CATASTROPHIC (5)
% households reporting at least 2 shelter improvements	No improvements needed	Other	Improve privacy and dignity OR Protect from climatic conditions	Protection from hazards OR Improve safety and security	N/A
% households living under critical shelter conditions	Habitual residence - good condition, OR Rental apartment/ house- good condition, OR Other (specify)	Host family, OR Hotel/ motel or short-term rental, OR Habitual residence - damaged/ destroyed, OR Rental apartment/house-damaged/destroyed	Religious building, OR Public building, OR Prefab/caravan/ RHU	Sub-standard shelter not for residential purposes, OR Unfinished or abandoned residential building	Makeshift shelter, OR Tent

## WASH

To determine WASH needs, the cluster relied on six indicators for which data was provided by the MCNA IX. The cluster followed Data Scenario A and for the aggregation method, the 'mean of max 50%' was used to determine the overall severity score of a household and report on the level of WASH needs.

The cluster adopted the JIAF five-point severity scale. The indicators and thresholds for the data were largely aligned with the globally agreed JIAF WASH indicators and thresholds. Adjustments were made to reflect the local situation, specifically on the quantity of water for drinking and domestic purposes. The thresholds for the critical shelter indicator were set by the Shelter Cluster and aligned with the analyses of other clusters that used it along with the intersectoral model. The improved water source indicator was analysed; however, it was removed from the PIN and severity estimation model to prevent over-weighting of the water indicator over sanitation and hygiene. The analysis framework used access to functional and improved sanitation as a critical indicator.

The analysis results were cross-checked with UNICEF's 2011 Multiple Indicator Cluster Survey (MICS) data to account for pre-2014 infrastructure levels and thus ensure that the cluster-identified needs would not surpass the levels of services existing prior to 2014 in conflict-affected governorates. The analysis was also shared with the WASH Cluster Strategic Advisory Group, as well as the Sub-National Cluster Coordinators and UNICEF WASH Section for validation and interpretation of the data.

All in-camp IDPs were included in the cluster PIN to reflect those who would be in need if current in-camp WASH Cluster services were disrupted.

To avoid possible undercounting, the final intersectoral PIN and Acute PIN were adjusted to account for an additional 72,136 people in need and 64,781 people in acute need identified by the cluster in some districts.

INDICATOR	MINIMAL (1)	STRESS (2)	SEVERE (3)	EXTREME (4)	CATASTROPHIC (5)
% households without access to drinking water of sufficient quality	Household reports no water quality issues	Household reports water quality issues AND always treats their water	Household reports water quality issues AND sometimes treats their water	Household reports water quality issues AND never treats their water	N/A
% households without access to improved functional sanitation facilities	Access to improved sanitation facilities, not shared with other households	Access to improved sanitation facilities, shared with more than one household but less than or equal to 20 people	Access to improved sanitation facilities, shared with more than 20 people and fewer than or equal to 50 people	Access to unimproved facilities OR access to improved facilities shared with more than 50 people	Disposal of human faeces in open spaces or with solid waste

INDICATOR	MINIMAL (1)	STRESS (2)	SEVERE (3)	EXTREME (4)	CATASTROPHIC (5)
% households without access to soap and sufficient hand-washing facilities	Soap is available at home and shown AND has a hand washing station at home	Soap is available (not shown) AND has a hand-washing station at home	Soap is available at home (shown or not shown) BUT does not have a handwashing station at home	Soap is not available at home BUT does have a hand-washing station	Soap is not available at home AND no hand-washing station
% households without access to enough water for drinking and domestic purposes	Enough water for drinking, cooking, personal hygiene and other domestic purposes	Enough water for drinking AND cooking AND personal hygiene, BUT NOT for other domestic purposes	Enough water for drinking AND EITHER cooking OR personal hygiene	Enough water for drinking BUT NOT for cooking AND personal hygiene	Not enough water for drinking
% households without access to an improved water source	Water comes from an improved water source including: Piped water into compound OR bottled water by personal preference	Water comes from an improved water source including: Piped water connected to public tap, Borehole, Protected well, Protected rainwater tank, Protected spring OR water trucking by personal preference	Water comes from an improved source including: Bottled water or water trucking because no other suitable water source is available	Water comes from an unimproved water source	Water comes directly from rivers, lakes, ponds, etc.
% households living under critical shelter conditions	Habitual residence - good condition, OR Rental apartment/ house- good condition, OR Other (specify)	Host family, OR Hotel/ motel or short-term rental, OR Habitual residence - damaged/ destroyed, OR Rental apartment/ house- damaged/destroyed	Religious building, OR Public building, OR Prefab/caravan/ RHU	Sub-standard shelter not for residential purposes, OR Unfinished or abandoned residential building	Makeshift shelter, OR Tent

## 4.3

# Information Gaps and Limitations

### Intersectoral Information Gaps and Limitations

#### Analytical capacity and use of secondary data

**sources:** While the Iraq operation benefits from comprehensive multi-sectoral assessments (e.g., MCNA and DTM datasets including ILA, Return Index and Displacement Index), there are gaps in availability of tools, techniques and analytical capacity at cluster level to fully utilize the available datasets and to triangulate with secondary data. Moreover, an increased focus on PIN and severity estimations confines attention to calculations, with less consideration given to other types of data. This results in limited expert judgement being applied to cluster and inter-cluster results.

#### Sampling and indicative data on gender, age, disability, informal sites and other protection elements

**elements:** The MCNA questionnaire was developed jointly with clusters as well as with technical and thematic working groups (e.g., AWG, IMWG, AAP/CwC, CWG). To maintain a feasible data collection process with statistically representative findings, only two sampling strata were considered: population groups of concern (in-camp IDPs, out-of-camp IDPs, returnees) and geography (district level). The current sampling method may result in the needs of some smaller groups (subsets of IDPs or returnees) being under- or over-represented. In the absence of additional strata, all comparative analysis in the current 2022 HNO related to needs of people displaced in informal sites, people living with disabilities or female-headed households must be treated as indicative only. Likewise, findings in four IDP camps (i.e., AAF, Qoratu, Berseve 2 and Dawoudia), and for the out-of-camp IDPs in Al-Risafa district, are also to be considered indicative due to either remote surveying modality or limitations in reaching the population quota.

**Diversity:** In Iraq, heads of households are typically male, and men tend to be the majority of respondents in all household surveys. In 2021, REACH Initiative teams continued efforts to hire more female enumerators to encourage a greater balance of interviews with women and men. One third of the surveys (33 per cent) were conducted by female enumerators in 2021, and 28 per cent of respondents were women or girls, an increase from 17 per cent in 2020. Moreover, respondents are often physically and mentally healthier, and may not always fully represent the specific needs of children, older people or people living with disabilities in their households. Additionally, determining prevalence of disability in Iraq remains challenging due to competing and incomplete datasets,<sup>291</sup> resulting in continued use of the global standard of 15 per cent prevalence.<sup>292</sup> Efforts to capture the specific needs of older people, children, women, and people living with disabilities in large-scale assessments must continue in 2022, in unison with sex, age and disability disaggregated analysis at both the cluster and inter-cluster levels.

**Definition of returnees and IDPs:** In pursuit of durable solutions, people may move several times within or beyond the boundaries of their district. Status as IDP or Returnee is not always representative of one's actual circumstances. In Iraq, population and needs data defines returnees as people who were displaced after January 2014 and who have returned to their location of origin, irrespective of whether they have returned to their former residence or to another shelter type. Thus, this definition does not automatically mean that the person has found a durable solution. It also does not differentiate between those who may have returned to their original home and those who are living in critical shelter conditions near their home (and are effectively still displaced).



As in 2021, some communities not formally classified as IDPs or returnees risk not having their needs assessed and not receiving assistance. In 2021, humanitarian actors endeavoured to visit locations that are harder to reach, in order to identify vulnerable communities that may have been missed in previous assessments and who may have not received humanitarian assistance. This effort to reach underserved communities will continue in 2022.

### Sectoral Information Gaps and Limitations

The **CCCM Cluster** has addressed the information gap on informal sites encountered in 2021 with support from IOM-DTM and REACH Initiative, which included indicators on informal sites in the ILA VI and MCNA IX surveys. The cluster's September 2021 Master List, which combines ILA VI data and CCCM partner reports, also provides a nationwide listing of informal site locations and their population size. Resourcing, capacity and logistics considerations meant that the ILA VI collected in-depth data only in informal sites with 15 or more households. The MCNA IX also included one indicator identifying households living in informal sites. Therefore, data on severity is not available for smaller sites with fewer than 15 households. As such, the comparative household analysis between people living in informal sites and people displaced in other non-camp settings is indicative only.

The **Education Cluster** and **Emergency Livelihoods Cluster** continue to have challenges understanding education and livelihoods needs by age, gender and disability status. Both clusters reported an over-reliance on MCNA data and limited use of secondary data. Additionally, a pre- and post-ISIL comparison of education needs was not possible due to the lack of reliable pre-crisis information on education.

The **Food Security Cluster** has addressed last year's information gap related to food security data for the general population in Iraq (e.g., Iraq COVID-19-Food Security Monitor and Weekly Snapshots; Hunger Map), but reported new information gaps on the needs of host communities and the impact of water scarcity on conflict-affected populations. The Iraqi Socio-

Economic Survey planned for 2021 was postponed until 2022 because of the 10 October Iraqi elections. Once started, data collection will take 12 months. The findings will be used to update the Comprehensive Food Security and Vulnerability Analysis of 2016, which is the most recent comprehensive baseline on food security for Iraq.

The **Health Cluster** continued to report that the MCNA was too limited in scope and scale to measure health needs in Iraq, while Ministry of Health (MoH) data was falling short of meeting required analysis criteria (e.g., limited coverage, unreliable data). Furthermore, the cluster does not have access to reliable pre-crisis information (baseline data) on the status of health care in Iraq. At the same time, the cluster introduced a new indicator for the 2022 HNO analysis, testing it in the field for the first time. Where there were information gaps, the cluster proposed using MCNA data to identify the districts with severe needs (self-reported by households i.e., people who are not able to access health care), and verifying findings against secondary data sources, such as information received from the sub-national level on the availability of facilities and services.

The **Protection Cluster** reported that the lack of specialized assessments continued to present challenges to needs analysis. As with the year prior, there were information gaps relating to mental health and psychosocial support (MHPSS); administrative and legal barriers to understanding local integration and relocation; and reconciliation/local-level tribal initiatives for re-integration of individuals and households with perceived affiliation with extremists. Moreover, underreporting of incidents continued to challenge identification of the actual scope and scale of GBV and child protection threats in Iraq.

The **Shelter and NFI Cluster** reported that there was limited shelter partner participation in the MCNA data collection, resulting in inadequate technical notes on the status of the shelter of families interviewed, while some of the response options were too broadly interpreted by respondents and enumerators (e.g., "damaged/destroyed" was not strictly interpreted to be conflict-related; or "not ok for living inside" was not

always interpreted as “cannot live inside”). As a result, the thresholds for the indicator had to be adjusted after the assessment. Furthermore, the cluster indicated that the complexity of estimating the PIN and severity reduced time available to discuss the broader picture of shelter and NFI needs in Iraq.

The **WASH Cluster** took steps in 2021 to acquire data on WASH in schools and health-care facilities. As the UNICEF-led assessment was ongoing at the time of writing the 2022 HNO, the data on schools in formerly ISIL-controlled areas could not be incorporated in the 2022 HNO analysis. At the same time, in 2021 the WASH Cluster conducted a pilot WASH Severity Classification exercise with a view to supporting a standardized, consensus-based, and rigorous WASH analysis. Similarly, the findings of the pilot were not available in time to support the 2022 HNO. However, the data will be used to inform 2022 strategic response planning and to make adjustments to interventions in 2022. As with the FSC, the WASH Cluster noted gaps in information related to drought-like conditions and water shortages. The cluster will continue to monitor these issues and aims to secure more information in 2022.

# 4.4

## Intersectoral Analysis Framework for the 2022 Iraq HNO

Indicator thresholds →

#	SECTOR	INDICATORS AND SOURCE		JIAF CATEGORIZATION	
		2022 IRAQ HNO INDICATOR	DATA SOURCE	PILLAR	SUB-PILLAR
1	Cross-Cutting (disability)	% households with at least one member with disability ("lots of difficulty" or "cannot do at all" one of the following activities: seeing, hearing, walking/ climbing steps, remembering/concentrating, self-care, communicating)	MCNA IX	Humanitarian Condition	Physical and Mental Wellbeing
2	Education, Protection	% households with at least one child not accessing distance learning or in person education and also facing severe* barriers that puts their health and safety at risk	MCNA IX	Humanitarian Conditions	Living Standards
3	ELC	% households with at least one adult (18+) unemployed and seeking work, while also relying on negative coping strategies and living in critical shelter	MCNA IX	Humanitarian Conditions	Living Standards
4	FSC	Food Consumption Score (FCS)	MCNA IX	Humanitarian Conditions	Physical and Mental Wellbeing
5	FSC	Household Hunger Scale (HHS)	MCNA IX	Humanitarian Conditions	Physical and Mental Wellbeing
6	FSC, ELC, Cross-cutting	Livelihood Coping Strategy (basic needs) (LCS)	MCNA IX	Humanitarian Conditions	Coping Mechanisms
7	Health	% households that can access primary health care within one hour from dwellings	MCNA IX	Humanitarian Conditions	Living Standards
8	Protection - CP	Household indicating child protection issues [1) Household with at least one child out of formal AND Informal learning, 2) % household reporting children with psychosocial distress (proxy data with behaviour change), 3) % children missing a key individual documentation, 4) Child marriage, 5) Child labour]	MCNA IX	Humanitarian Conditions	Physical and Mental Wellbeing
9	Protection - GBV, CP	% households reporting women of reproductive age (12-49) with no access to specialized reproductive health services	MCNA IX	Humanitarian Conditions	Physical and Mental Wellbeing

← Indicator name and details

SEVERITY SCALE					
#	MINIMAL (1)	STRESS (2)	SEVERE (3)	EXTREME (4)	CATASTROPHIC (5)
1	No difficulties to carry out any of the six activities	"Some difficulties" to do one, two or three of the activities "while lots of difficulty" or "cannot do at all" is not reported for any of the six activities	"A lot of difficulties" to do one, two or three out of the six activities while "cannot do at all" is not reported for any of the six activities OR "some difficulties" to do at least four of the six activities while "lots of difficulty" is not reported for any of the six activities"	"Cannot do at all" one, two or three out of the six activities OR "a lot of difficulties" in at least four of the six activities	"Cannot do at all" at least four of the six activities
2	All children are enrolled AND all are attending formal in person education in schools.	At least one child is attending non-formal education or distance learning (but not in formal education)	At least one child is not enrolled OR not accessing distance learning or in person education because of non-severe barriers [include: (1) school related expenses; (2) health/disability condition; (3) physical limitations to access school; (4) parental refusal; (5) child's lack of interest]	At least one child is not enrolled OR not accessing distance learning or in person education because of severe barriers [include: (1) absence of safe and protective learning spaces; (2) children compelled to work; (3) School affected by conflict not functioning/ lack of teachers/ no WASH facilities; (4) Learning environment, the conflict affected area not safe]	N/A
3	0-50% of individuals in the household unemployed and seeking work, irrespective of reliance of coping strategies and/or residence in critical shelter	50-75% of individuals in the household unemployed and seeking work, irrespective of reliance of coping strategies and/or residence in critical shelter OR 75-100% of individuals in the household unemployed and seeking work, and reporting no reliance on negative coping strategies and no residence in critical shelter	75-100% of individuals in the household are unemployed and seeking work + (household reports relying on negative coping strategies OR household is living in critical shelter)	75-100% of individuals in the household are unemployed and seeking work + (household reports relying on negative coping strategies AND household is living in critical shelter)	N/A
4	Acceptable consumption FCS >=42.5 AND HHS=0	Acceptable consumption, but deterioration from typical FCS >=42.5 AND HHS = 1, 2, 3, 4 or 5	Borderline consumption FCS 28.5> - > 42.5 (regardless of HHS score)	Poor consumption FCS <=28.5 AND HHS = 0, 1, 2, 3 or 4	Poor consumption FCS <=28.5 AND HHS 5-6
5	0 (none)	1 (slight)	2 or 3 (moderate)	4 (severe)	5 or 6 (severe)
6	No stress, crisis or emergency coping observed	Stress strategies are the most severe strategies used by the household in the past 30 days	Crisis strategies are the most severe strategies used by the household in the past 30 days	Emergency strategies are the most severe strategies used by the household in the past 30 days	All strategies are reported as already exhausted AND FCS<=28.5 AND HHS 5-6
7	0-14 min	15-29 min	30-59 min	60-179 min	180+ min
8	0 CP risk reported in the household	0 CP risk reported in the household	1 CP risk reported in the household	2 CP risk reported in the household	3-5 CP risk reported in the household
9	No barriers/Not applicable to HH	N/A	Financial constraints Transportation/distance constraints Services not perceived as (culturally/socially) appropriate Lack of civil documentation	No services available	N/A

#	SECTOR	INDICATORS AND SOURCE		DATA SOURCE	JIAF CATEGORIZATION	
		2022 IRAQ HNO INDICATOR			PILLAR	SUB-PILLAR
10	Protection - GP	% households missing at least one key household or individual document		MCNA IX	Humanitarian Conditions	Living Standards
11	Protection - HLP	% households reporting risk of eviction		MCNA IX	Humanitarian Conditions	Living Standards
12	Protection - MA	% households impacted by the (perceived) presence of explosive ordnance		MCNA IX	Humanitarian Conditions	Physical and Mental Wellbeing
13	SNFI	% households living under critical shelter conditions		MCNA IX	Humanitarian Conditions	Living Standards
14	SNFI	% households reporting needing at least two shelter improvements		MCNA IX	Humanitarian conditions	Living Standards
15	WASH	% households without access to an improved water source		MCNA IX	Humanitarian conditions	Physical and Mental Wellbeing
16	WASH	% households without access to enough water for drinking and domestic purposes		MCNA IX	Humanitarian conditions	Physical and Mental Wellbeing
17	WASH	% households without access to improved functional sanitation facilities		MCNA IX	Humanitarian Conditions	Physical and Mental Wellbeing



← Indicator name and details

SEVERITY SCALE					
#	MINIMAL (1)	STRESS (2)	SEVERE (3)	EXTREME (4)	CATASTROPHIC (5)
10	HH missing no key household or individual document	Household missing =1 core document (PDS, ID Card, Nationality Certificate, Unified ID (substituting both ID Card and Nationality Certificate) and Birth Certificate)	Household missing >=2 core documents (PDS, ID Card, Nationality Certificate, Unified ID (substituting both ID Card and Nationality Certificate) and Birth Certificate)	Household missing >= 3 core documents (PDS, ID Card, Nationality Certificate, Unified ID (substituting both ID Card and Nationality Certificate) and Birth Certificate)	HH missing >= 4 documents (PDS, ID Card, Nationality Certificate, Unified ID (substituting both ID card and nationality certificate) and Birth Certificate)
11	Household did not report risk of eviction	Household reported fearing of eviction: Lack of funds to pay rental cost; No valid tenancy agreement; Request to vacate from owner of the building/land; Host family no longer able to host the family; Ownership of property is disputed	Household reported risk of eviction: Local community does not accept the family living in the area; Authorities requested from HH to vacate the property; Risk of property being confiscated; Housing occupied by other groups	N/A	N/A
12	<= 5%	>5% and <15%	>=15% and <35%	>=35% and <45%	>= 45%
13	Habitual residence - good condition, OR Rental apartment/house- good condition, OR Other (specify)	Host Family, OR Hotel/motel or short-term rental, OR Habitual residence - damaged/destroyed, OR Rental apartment/house- damaged/destroyed	Religious building, OR Public building, OR Prefab/caravan/ RHU	Sub-standard shelter not for residential purposes, OR Unfinished or abandoned residential building	Makeshift shelter, OR Tent
14	No improvements needed	Other	Improve privacy and dignity (no separate rooms, not enough space, shared facilities such as toilets & showers, low/high ceilings, lack of ventilation, lack of natural lighting) OR Protect from climatic conditions (leaking roof, floor not insulated, opening on the walls, broken windows, lack of ventilation, missing heating system, etc.)	Protection from hazards (contamination from explosive remnants of war, land at risk of flooding or landslides, solid waste dumping site, fire risks, etc.) OR Improve safety and security (shelter located in an insecure/ isolated area, shelter not solid enough to offer protection from intruders, not fenced, etc.)	Shelter conditions being not so alarming in country, there is no categorization in the catastrophic threshold.
15	Water comes from an improved water source including: Piped water into compound OR bottled water by personal preference	Water comes from an improved water source including: Piped water connected to public tap, Borehole, Protected well, Protected rainwater tank, Protected spring OR water trucking by personal preference	Water comes from an improved source including: Bottled water or water trucking because no other suitable water source is available	Water comes from an unimproved water source	Water comes directly from rivers, lakes, ponds, etc.
16	Enough water for drinking, cooking, personal hygiene and other domestic purposes	Enough water for drinking AND cooking AND personal hygiene, BUT NOT for other domestic purposes	Enough water for drinking AND EITHER cooking OR personal hygiene	Enough water for drinking BUT NOT for cooking AND personal hygiene	Not enough water for drinking
17	Access to improved sanitation facilities, not shared with other households	Access to improved sanitation facilities, shared with more than one household but less than or equal to 20 people	Access to improved sanitation facilities, shared with more than 20 people and fewer than or equal to 50 people	Access to unimproved facilities OR access to improved facilities shared with more than 50 people	Disposal of human faeces in open spaces or with solid waste

## 4.5

## Intersectoral PIN, Acute PIN and Severity by District

GOVERNORATE	DISTRICT	PIN	ACUTE PIN	NONE/MINIMAL	STRESS	SEVERE	EXTREME	CATASTROPHIC	SEVERITY SCORE
		(INDIVIDUALS)	(INDIVIDUALS)	(PERCENTAGE OF HOUSEHOLDS IN EACH SEVERITY PHASE)					(OVERALL)
Al-Anbar	Al-Falluja	179,714	114,112	4%	71%	5%	11%	10%	2
Al-Anbar	Al-Kaim	39,923	7,752	2%	70%	23%	4%	1%	2
Al-Anbar	Al-Ramadi	124,298	23,724	5%	88%	3%	3%	0%	1
Al-Anbar	Al-Rutba	25,190	10,980	0%	17%	47%	35%	1%	5
Al-Anbar	Ana	14,291	2,984	9%	79%	12%	0%	0%	1
Al-Anbar	Haditha	8,918	1,151	0%	68%	28%	4%	0%	2
Al-Anbar	Heet	76,589	18,843	13%	62%	14%	10%	0%	2
Al-Basrah	Al-Basrah	1,724	270	0%	45%	50%	5%	0%	3
Al-Basrah	Al-Zubair	393	111	13%	67%	11%	4%	4%	2
Al-Najaf	Al-Kufa	653	399	35%	48%	0%	15%	2%	1
Al-Najaf	Al-Najaf	1,282	549	27%	65%	0%	8%	0%	1
Al-Qadissiya	Al-Diwaniya	119		29%	71%	0%	0%	0%	1
Al-Sulaymaniyah	Al-Sulaymaniyah	47,128	30,895	16%	46%	16%	10%	13%	2
Al-Sulaymaniyah	Chamchamal	3,904	2,664	18%	41%	12%	27%	2%	3
Al-Sulaymaniyah	Derbendikhan	2,620	244	3%	63%	30%	4%	0%	2
Al-Sulaymaniyah	Dokan	2,105	909	2%	57%	23%	17%	1%	3
Al-Sulaymaniyah	Halabcha	1,108	267	17%	61%	15%	5%	2%	2
Al-Sulaymaniyah	Kalar	5,397	885	3%	64%	29%	4%	0%	2
Al-Sulaymaniyah	Rania	531	55	32%	54%	13%	2%	0%	1
Babil	Al-Hilla	593	52	0%	60%	40%	0%	0%	3
Babil	Al-Mussyab	14,904	4,769	6%	60%	2%	32%	0%	3
Baghdad	Al-Adhamiya	1,100	748	0%	59%	8%	33%	0%	3
Baghdad	Al-Kadhmiyah	15,213	2,371	19%	72%	3%	6%	0%	1
Baghdad	Al-Karkh	3,422	2,640	1%	33%	7%	59%	0%	4
Baghdad	Al-Mahmoudiya	12,561	4,095	32%	65%	0%	2%	0%	1
Baghdad	Al-Risafa	558	558	25%	70%	3%	3%	0%	1
Duhok	Al-Amadiya	3,582	308	7%	13%	77%	3%	0%	4
Duhok	Duhok	11,178	3,379	21%	50%	16%	12%	0%	2
Duhok	Sumail	117,472	99,204	4%	10%	13%	25%	48%	5
Duhok	Zakho	64,833	36,715	0%	33%	17%	2%	47%	4
Diyala	Al-Khalis	50,803	23,217	1%	46%	26%	21%	6%	3

GOVERNORATE	DISTRICT	PIN (INDIVIDUALS)	ACUTE PIN (INDIVIDUALS)	NONE/MINIMAL (PERCENTAGE OF HOUSEHOLDS IN EACH SEVERITY PHASE)	STRESS	SEVERE	EXTREME	CATASTROPHIC	SEVERITY SCORE (OVERALL)
Diyala	Al-Muqdadiya	20,024	17,696	4%	58%	4%	32%	1%	3
Diyala	Baquba	16,594	7,272	0%	16%	47%	35%	2%	5
Diyala	Khanaqin	6,514	503	26%	73%	0%	0%	1%	1
Diyala	Kifri	1,629	138	17%	79%	3%	1%	0%	1
Erbil	Erbil	139,555	35,373	0%	28%	54%	12%	6%	4
Erbil	Koysinjaq	1,233	219	13%	58%	23%	5%	1%	2
Erbil	Makhmour	21,635	4,330	12%	48%	35%	3%	1%	2
Erbil	Rawanduz	475	175	12%	71%	8%	7%	1%	1
Erbil	Shaqlawana	1,017	86	7%	85%	7%	1%	1%	1
Kerbala	Kerbela	1,381		27%	67%	5%	0%	0%	1
Kirkuk	Al-Hawiga	115,005	49,069	0%	29%	41%	20%	10%	4
Kirkuk	Daquq	8,834	4,549	0%	21%	38%	35%	5%	4
Kirkuk	Dibis	5,045	420	1%	70%	25%	3%	1%	2
Kirkuk	Kirkuk	56,344	13,524	21%	69%	8%	1%	1%	1
Maysan	Al-Kahla	667		0%	98%	2%	0%	0%	1
Ninewa	Aqra	6,574	1,420	21%	69%	4%	2%	4%	1
Ninewa	Al-Baaj	57,935	35,702	0%	2%	38%	55%	5%	5
Ninewa	Al-Hamdaniya	143,317	64,274	5%	52%	31%	4%	8%	3
Ninewa	Al-Hatra	50,048	43,633	0%	4%	12%	79%	5%	5
Ninewa	Al-Mosul	398,393	60,214	21%	57%	17%	5%	1%	2
Ninewa	Al-Shikhan	32,685	20,148	2%	23%	28%	8%	39%	4
Ninewa	Sinjar	147,064	92,450	0%	7%	38%	48%	6%	5
Ninewa	Telafar	80,181	14,862	36%	46%	17%	0%	1%	1
Ninewa	Tilkaef	31,488	8,114	41%	43%	10%	5%	1%	1
Salah Al-Din	Al-Daur	6,742	2,408	4%	86%	6%	3%	1%	1
Salah Al-Din	Al-Shirqat	39,359	4,129	14%	68%	16%	1%	1%	1
Salah Al-Din	Beygee	42,897	10,631	2%	72%	20%	6%	1%	2
Salah Al-Din	Balad	49,503	17,223	0%	44%	36%	15%	4%	3
Salah Al-Din	Samarra	48,867	16,610	2%	41%	35%	14%	9%	3
Salah Al-Din	Tikrit	30,116	10,174	12%	74%	10%	5%	0%	1
Salah Al-Din	Tooz Khurmato	59,937	30,369		23%	38%	32%	8%	4
Thi Qar	Al-Nasiriya	64		59%	41%	0%	0%	0%	1
Wassit	Al-Kut	514	165	43%	46%	11%	0%	0%	1

## 4.6

# Acronyms

<b>AAF</b>	Ameriyat Al-Fallujah Informal Site (Former IDP Camp)	<b>ICCG</b>	Inter-Cluster Coordination Group
<b>AAP</b>	Accountability to Affected Populations	<b>IDP</b>	Internally Displaced Person/s
<b>AWG</b>	Assessment Working Group	<b>IED</b>	Improvised Explosive Device
<b>CAD</b>	Civil Affairs Directorate	<b>IFAD</b>	International Fund for Agricultural Development
<b>CCCM</b>	Camp Coordination and Camp Management	<b>IIC</b>	Iraq Information Centre
<b>CCS</b>	Coordination and Common Services	<b>ILA</b>	Integrated Location Assessment
<b>CFM</b>	Complaint and Feedback Mechanisms	<b>ILO</b>	International Labour Organization
<b>CLCI</b>	Cash and Livelihoods Consortium for Iraq	<b>IMS</b>	Information Management System
<b>COVID-19</b>	Coronavirus caused by SARS-CoV-2	<b>IMSMA</b>	Information Management System for Mine Action
<b>CP</b>	Child Protection	<b>IMWG</b>	Information Management Working Group
<b>CwC</b>	Communication with Communities	<b>IOM</b>	International Organization for Migration
<b>CWG</b>	Cash Working Group	<b>IQD</b>	Iraqi Dinar
<b>DoE</b>	Directorate of Education	<b>ISF</b>	Iraqi Security Forces
<b>DTM</b>	Displacement Tracking Matrix	<b>ISIL</b>	Islamic State of Iraq and the Levant
<b>EDC</b>	Education Cluster	<b>ISP</b>	Information Sharing Protocol
<b>EH</b>	Explosive Hazard	<b>JIAF</b>	Joint Intersectoral Analysis Framework
<b>ELC</b>	Emergency Livelihoods Cluster	<b>JRAM</b>	Joint Rapid Market Assessments
<b>EO</b>	Explosive Ordnance	<b>JPMI</b>	Joint Price Monitoring Initiative
<b>ERW</b>	Explosive Remnants of War	<b>KRG</b>	Kurdistan Regional Government
<b>EWARN</b>	Early Warning, Alert and Response Network	<b>KRI</b>	Kurdistan Region of Iraq
<b>FAO</b>	Food and Agriculture Organization	<b>MA</b>	Mine Action
<b>FSC</b>	Food Security Cluster	<b>MCNA</b>	Multi-Cluster Needs Assessment
<b>FSMT</b>	Formal Sites Monitoring Tool	<b>MFI</b>	Market Functionality Index
<b>GBV</b>	Gender-based Violence	<b>MHPSS</b>	Mental Health and Psychosocial Support
<b>GBVIMS</b>	Gender-based Violence Information Management System	<b>MICS</b>	Multi-Indicators Cluster Survey
<b>GDP</b>	Gross Domestic Product	<b>MoE</b>	Ministry of Education
<b>GoI</b>	Government of Iraq	<b>MoH</b>	Ministry of Health
<b>GP</b>	General Protection	<b>MoMD</b>	Ministry of Migration and Displacement
<b>HC</b>	Humanitarian Coordinator	<b>MPCA</b>	Multipurpose Cash Assistance
<b>HCT</b>	Humanitarian Country Team	<b>mVAM</b>	Mobile Vulnerability Analysis and Mapping
<b>HDX</b>	Humanitarian Data Exchange	<b>NFI</b>	Non-Food Item
<b>HH</b>	Household	<b>NHC</b>	National Health Cluster
<b>HLP</b>	Housing, Land and Property	<b>NGO</b>	Non-Governmental Organization
<b>HNO</b>	Humanitarian Needs Overview	<b>NPC</b>	National Protection Cluster
<b>HPC</b>	Humanitarian Programme Cycle	<b>OCHA</b>	Office for the Coordination of Humanitarian Affairs
<b>HRP</b>	Humanitarian Response Plan	<b>PDM</b>	Post-Distribution Monitoring
<b>IASC</b>	Inter-Agency Standing Committee	<b>PDS</b>	Public Distribution System
		<b>PKK</b>	Kurdistan Workers' Party

<b>PIN</b>	People in Need
<b>PMF</b>	Popular Mobilization Forces
<b>PMS</b>	Protection Monitoring System
<b>RART</b>	Rapid Assessment and Response Team
<b>RHU</b>	Refugee Housing Unit
<b>SADD</b>	Sex- and Age-Disaggregated Data
<b>SC</b>	Sub-Cluster
<b>SMEB</b>	Survival Minimum Expenditure Basket
<b>SNFI</b>	Shelter and Non-Food Items
<b>UN</b>	United Nations
<b>UNCT</b>	United Nations Country Team
<b>UNDP</b>	United Nations Development Programme
<b>UNFPA</b>	United Nations Population Fund
<b>UNHCR</b>	United Nations High Commissioner for Refugees
<b>UNICEF</b>	United Nations Children's Fund
<b>UNSCDF</b>	United Nations Sustainable Development Cooperation Framework
<b>US\$</b>	United States Dollar
<b>UXO</b>	Unexploded Ordnance
<b>VAM</b>	Vulnerability Analysis and Mapping
<b>WASH</b>	Water, Sanitation and Hygiene
<b>WFP</b>	World Food Programme
<b>WHO</b>	World Health Organization



## 4.7

# End Notes

- 1 IOM-DTM Master List Round 119, November-December 2020 and Master List Round 123, August-September 2021.
- 2 The severity of needs at the intersectoral level is established using 17 indicators, with results for each indicator structured across five scales: minimal, stress, severe, extreme and catastrophic. Further detail in section 4.2 Methodology.
- 3 IOM-DTM Master List Round 119, November-December 2020 and Round 123, August-September 2021.
- 4 IOM-DTM, Emergency Tracking of Climate-Induced Displacement, November 2021.
- 5 ICCG Situation and Needs Monitoring, July 2021.
- 6 Iraq Cash Working Group and REACH Initiative, [Joint Price Monitoring Initiative](#). The estimated value of basic goods (i.e., food, water, NFI) was IQD 104,838 in September 2021. This value is comparable to the cost of basic goods in January 2021 (IQD 99,037) and February 2021 (IQD 104,523); however, it is a 30 per cent increase compared to January 2020 (IQD 80,756) and a 15 per cent increase compared to September 2020 (IQD 90,788).
- 7 IOM-DTM, IDP and Returnee Master List, Round 122, July 2021.
- 8 IOM-DTM, Displacement Index, Round 1, March-April 2021.
- 9 REACH Initiative, Multi-Cluster Needs Assessments (MCNA) Round IX, August 2021.
- 10 MCNA IX; MCNA VIII.
- 11 MCNA IX.
- 12 IOM-DTM, Master List Round 107, December 2018 and Round 123, September 2021.
- 13 IOM-DTM, Integrated Location Assessment (ILA) Round VI, August 2021. The dashboard is accessible [here](#).
- 14 ILA VI. Data is collected from key informants who are considered to be able to represent the views of the majority of the IDPs in each location. Most IDPs were undecided in 50 per cent of all locations assessed, and the majority of IDPs wanted to locally integrate in 34 per cent of all locations assessed. The results are location-based and therefore not directly comparable with MCNA IX data. However, both data sets indicate that IDPs' intentions to return to areas of origin is relatively limited.
- 15 MCNA IX.
- 16 IOM-DTM, Protracted Displacement in Iraq: District of Origin Profiles, August 2021. Across districts, between 80 to 100 per cent of IDPs report feeling completely safe in their location.
- 17 IOM-DTM, Social Inquiry and Returns Working Group, Cities as Home: Location Factsheets and Case Studies of Local Integration, January 2021.
- 18 Ibid. For more on methodology, please consult IOM-DTM, Social Inquiry, and RWG study "Cities as Home: Understanding Belonging and Acceptance Among IDPs and Host Communities in Iraq," 2020, Available online [here](#).
- 19 Ibid.
- 20 Ibid.
- 21 IOM-DTM, Return Index Round 10, September-October 2020 and Round 13 August-September 2021. The dashboard is accessible [here](#).
- 22 ILA VI.
- 23 IOM-DTM, Protracted Displacement in Iraq: District of Origin Profiles, August 2021. As of July 2021, there were 296 locations of no return, mainly in Ninewa, Diyala, and Erbil (Makhmour). IOM-DTM defines the location as an area that corresponds either to a village for rural areas or a neighbourhood for urban areas (i.e., fourth official administrative division).
- 24 Ibid.
- 25 "Failed returns" refers to IDPs who go back to their area of origin, cannot sustain the return, and subsequently re-displace. "Blocked returns" refers to IDPs who cannot return to their area of origin as intended, due to issues related to documentation or security. These impediments prevent IDPs travelling to or entering the area of origin, and therefore results in their continued displacement.
- 26 ILA VI.

- 27 IOM-DTM, Protracted Displacement in Iraq: District of Origin Profiles, August 2021.
- 28 Ibid. Al-Mosul (21 per cent of national caseload of IDP households or 42,473 households), Sinjar (18 per cent or 36,424 households), Al-Baaj (8 per cent or 16,578 households) and Telafar (6 per cent or 13,383 households).
- 29 Ibid.
- 30 Except for Daquq District in Kirkuk, Al-Hamdaniya, Tilkaef and Telafar districts in Ninewa and Tooz Khurmato District in Salah Al-Din.
- 31 IOM-DTM, Protracted Displacement in Iraq: District of Origin Profiles, August 2021.
- 32 Table is based on the IOM-DTM, Protracted Displacement in Iraq: District of Origin Profiles, August 2021 and Return Index Round 12, May-July 2021.
- 33 MCNA IX. For out-of-camp IDPs it is second after food, and for returnees it comes fourth after health care, livelihoods support and food.
- 34 MCNA IX.
- 35 CCCM Cluster and IOM-DTM, Master List of IDPs in informal sites in Iraq, September 2021 found 103,000 people living in informal sites. This figure was subsequently adjusted to include IDPs residing in the former AAF camp which was reclassified as an informal site in November 2021. The list comprises data compiled from informal sites 1) identified in the IOM-DTM ILA VI between May-July 2021, and/or 2) reported by CCCM partners in 2021. An IDP informal site hosts a minimum of five IDP families who were displaced to the location after 2014, living together collectively and in sub-standard living conditions.
- 36 According to Shelter and NFI Cluster analysis based on MCNA IX household level data, 7 per cent of returnees live in critical shelter (329,000 individuals). IOM-DTM Master Lists also identify critical shelter through key informants, finding 4 per cent (an estimated 184,000 individuals) of returnees live in critical shelter. The higher figure is considered in the current analysis to ensure no one is left behind due to methodology discrepancy e.g., key informant data and household surveys.
- 37 Considering camp closures and COVID-19 in 2020, the increase in returnees living in critical shelter may have already been observed in 2020 but was most likely not captured due to the remote methodology applied in 2020. The change in methodology could account for some of this increase.
- 38 MCNA IX, OCHA Analysis, September 2021.
- 39 Ibid.
- 40 Ibid.
- 41 Ibid.
- 42 ILA VI.
- 43 Only 6 per cent of locations indicated that no primary schools were available within a 5 km range.
- 44 ILA VI.
- 45 MCNA IX. Comparison with 2018/2019 data, as this was the last full academic year when all schools were open.
- 46 [World Bank factsheet](#).
- 47 MCNA IX. On average, 26 per cent IDPs and returnees have at least one family member unemployed and seeking work, compared to 18 per cent in 2020. The levels of debt taken on in order to afford health care, food, education, or basic household expenditure increased among all population groups over the year as follows: 90 per cent in-camp IDPs, 87 per cent of out-of-camp IDPs and 74 per cent of returnees reported taking on debt to meet basic needs in 2021, compared to 68 per cent of in-camp IDPs, 68 per cent of out-of-camp IDPs, and 56 per cent of returnees in 2020.
- 48 MCNA IX. High costs are the second most reported barrier to accessing civil documentation, while lack of funds to pay rent is the second most reported reason for fearing eviction. Financial constraint is the top barrier to accessing health care and education.
- 49 Proxy data based on reports of household members suffering or showing signs of psychosocial distress or trauma such as nightmares, lasting sadness, extreme fatigue, being often tearful, or experiencing extreme anxiety, in the 30 days prior to the interview.
- 50 MCNA IX; GBVIMS Mid-Year Report, 2021.
- 51 MCNA IX. Households with members living with disabilities are more likely to experience psychosocial distress (measured through changes in behaviour), have less access to reproductive health care, report more often that they suffer from chronic illnesses, that they have unmet health needs, and are likely to spend more on health care.
- 52 MCNA IX. Households with members living with disabilities experience higher unemployment, greater household debt and generally lower incomes.
- 53 MCNA IX.

- 54 MCNA IX.
- 55 MCNA IX; Heartland Alliance, research report “Breaking Barriers” on the exposure of elderly people and people living with disabilities to GBV, 2021; IOM, Persons with Disabilities and Their Representative Organizations in Iraq: Barriers, Challenges, And Priorities, 2021; Oxfam, rapid needs assessment, COVID-19 – Impact on Older People, August 2020.
- 56 MCNA IX.
- 57 World Bank, April 2021 outlook; National Bureau of Statistics.
- 58 Cash Working Group and REACH, Joint Price Monitoring Initiative, 2021.
- 59 MCNA IX.
- 60 The MCNA was overseen by REACH Initiative, coordinated through the Assessment Working Group, in support of the ICCG. Data collection was supported by 20 partner organizations: Action Against Hunger, Al Khiamiat for Agricultural Development and Guidance, Ankawa Humanitarian Committee, Arbeiter-Samariter-Bund Deutschland e.V., Caritas Czech Republic, Human Imprint Organization, Humanity & Inclusion, International Rescue Committee, International Organization for Migration, Iraq Health Access Organization, Jesuit Refugee Service, Kurdistan Save the Children, Mercy Corps, Mission East, Norwegian Refugee Council, Pekawa Organization, Save the Children, Terre des Hommes, World Vision, and Youth Save Organization. Additional information available [here](#).
- 61 ILA VI Dashboard and Dataset are available [here](#).
- 62 SNFI Cluster, Guidance Note: Defining Adequacy of Shelter, November 2019.
- 63 Population figures as of August 2020 and August 2021 based on CCCM Cluster Camp Master List and Population Flow.
- 64 CCCM Cluster, In-camp IDP Intentions Survey, September 2021.
- 65 Ibid.
- 66 The global average of 15 per cent was considered as a minimum threshold to estimate the number of people living with disabilities.
- 67 MCNA IX.
- 68 Ibid.
- 69 Ibid.
- 70 CCCM, Camp Profiling, Round XII (2019), Round XIV (2020), Round XV (2021).
- 71 MCNA IX. Co-occurrence analysis revealed that female-headed households are three times more likely than male-headed households to face unemployment, while households a member living with disabilities were twice as likely than households without a member living with disabilities to experience the same.
- 72 MCNA IX.
- 73 Ibid.
- 74 Ibid.
- 75 Ibid.
- 76 Ibid.
- 77 CCCM Cluster, Formal Site Monitoring Tool, Camp Standards Overview, October 2021.
- 78 MCNA IX.
- 79 Ibid.
- 80 Ibid.
- 81 CCCM Cluster, Formal Site Monitoring Tool, Camp Standards Overview, October 2021.
- 82 Ibid.
- 83 MCNA IX.
- 84 Ibid.
- 85 Ibid.
- 86 MCNA VII, 2019; MCNA VIII, 2020; MCNA IX, 2021.
- 87 Population figures as of August 2020 and August 2021 based on Iraq CCCM Cluster Camp Master List and Population Flow.
- 88 Ibid.

- 89 MCNA IX.
- 90 Ibid.
- 91 Ibid.
- 92 According to co-occurrence of needs analysis based on MCNA IX data, out-of-camp IDPs in critical shelter are twice as likely to have borderline or poor food consumption scores, while those missing core documentation are 3.2 times more likely to experience moderate or severe hunger, and 2.5 times more likely to have borderline or poor food consumption scores.
- 93 MCNA IX.
- 94 ILA VI.
- 95 MCNA IX.
- 96 ILA VI.
- 97 MCNA IX.
- 98 Ibid.
- 99 Ibid.
- 100 Ibid.
- 101 Ibid. Comparative indicative analysis between out-of-camp IDPs in informal sites and those who are not in informal sites.
- 102 Ibid.
- 103 Ibid. Comparative indicative analysis between out-of-camp IDPs in informal sites and those who are not in informal sites.
- 104 Ibid.
- 105 Ibid.
- 106 MCNA IX; MCNA VIII.
- 107 A possible explanation to this slight difference could be that some of the coping strategies assessed in the MCNA IX survey are, to a lesser degree, available to female-headed households (e.g., selling means of transport).
- 108 MCNA IX.
- 109 Ibid.
- 110 Ibid.
- 111 Ibid.
- 112 MCNA VII, 2019; MCNA VIII, 2020; MCNA IX, 2021. Changes in methodology will account for some of the drop, as in 2021 all out-of-camp IDPs in the sample were asked about complaints and feedback mechanisms, while in 2020 the question was posed only to the subset of out-of-camp IDPs who had received assistance.
- 113 IOM-DTM, Master List Round 107, December 2018 and Round 123, September 2021.
- 114 ILA VI.
- 115 MCNA IX.
- 116 Ibid.
- 117 Ibid.
- 118 According to co-occurrence of needs analysis based on MCNA IX data.
- 119 MCNA IX.
- 120 ILA VI.
- 121 MCNA IX.
- 122 Ibid.
- 123 ILA VI.
- 124 MCNA IX.
- 125 Ibid.

- 126 Ibid.
- 127 The co-occurrence of needs analysis based on MCNA IX data showed that returnee households living in critical shelter are 19 times more likely to be unable to access a primary health-care centre within one hour from their dwelling.
- 128 MCNA IX.
- 129 Ibid.
- 130 Ibid.
- 131 6 per cent of returnee households compared to 3 per cent of in-camp IDPs and 4 per cent of out-of-camp IDPs.
- 132 MCNA IX.
- 133 Ibid.
- 134 Ibid.
- 135 Ibid.
- 136 MCNA VII, 2019; MCNA VIII, 2020; MCNA IX, 2021. Changes in methodology will account for some of the drop, as in 2021 all out-of-camp IDPs in the sample were asked about complaints and feedback mechanisms, while in 2020 the question was posed only to the subset of out-of-camp IDPs who had received assistance.
- 137 INFORM country risk profile. Available [here](#).
- 138 Twenty-seventh report of the Analytical Support and Sanctions Monitoring Team submitted pursuant to resolution 2368 (2017) concerning ISIL (Da'esh), Al-Qaida and associated individuals and entities, S/2021/68, February 2021. Available [here](#).
- 139 Stanford University, Mapping Militant Organizations, The Islamic State. Last modified April 2021. Available [here](#).
- 140 [INFORM COVID-19 Index](#).
- 141 United Nations, Iraq Socio-Economic Response Plan, August 2020. Available [here](#).
- 142 UNICEF, Running Dry: Unprecedented Scale and Impact of Water Scarcity in the Middle East and North Africa, August 2021, [here](#).
- 143 World Bank, Iraq Systematic Country Diagnostic, February 2017. Available [here](#).
- 144 World Bank Climate Projections. Available [here](#).
- 145 Institute of Peace and Conflict Studies, Water Scarcity in Iraq: From Inter-Tribal Conflict to International Disputes, May 2019, [here](#).
- 146 IOM-DTM Emergency Tracking of Climate-induced Displacement for Ninewa, November 2021.
- 147 IOM-DTM Emergency Tracking of Climate-induced Displacement for Southern Iraq, September 2021.
- 148 World Bank, Global Economic Prospects, June 2021. Available [here](#).
- 149 ICCG Situation and Needs Monitoring Dashboard. Available [here](#).
- 150 ICCG Situation and Needs Monitoring Report, June 2021.
- 151 IOM-DTM Master List for IDPs and Returnees. The dashboard is accessible [here](#).
- 152 IOM-DTM Displacement Index. The dashboard is accessible [here](#).
- 153 IOM-DTM Return Index. The dashboard is accessible [here](#).
- 154 [Joint Price Monitoring Initiative](#).
- 155 NPC PMS dashboard is accessible [here](#).
- 156 Formerly known as WFP's mobile Vulnerability, Analysis and Monitoring (mVAM) Unit.
- 157 Including former AAF camp residents. AAF camp was officially reclassified as an informal site in November 2021.
- 158 ILA VI.
- 159 CCCM Cluster Camp Population Master Lists, January to August 2021.
- 160 REACH Initiative, Camp Profiling & Intentions Survey, August 2021.
- 161 CCCM Cluster Informal Site Population List for 2020 and 2020 HNO.
- 162 CCCM Cluster Informal Site Population Master List, September 2021, with data adjusted to reflect AAF reclassification from camp to informal site.
- 163 ILA VI; informal sites assessment, August 2021.



- 164 CCCM Cluster Informal Site Population Master List, September 2021.
- 165 ILA VI; informal sites assessment, August 2021.
- 166 REACH Initiative, Camp Profiling & Intentions Survey, August 2021.
- 167 MCNA IX.
- 168 Ibid.
- 169 Ibid.
- 170 Ibid.
- 171 Ibid.
- 172 2022 HNO Cross-Cutting Analysis, September 2021.
- 173 Education Cluster, Preliminary Needs Analysis Findings.
- 174 MCNA IX.
- 175 2022 HNO Cross-Cutting Analysis, September 2021.
- 176 The cluster defines severe barriers as: the absence of safe and protective learning spaces; children compelled to work; schools affected by conflict or situated in conflict-affected areas; non-functioning schools; or lacking in teachers and WASH facilities in the learning environment.
- 177 Education Cluster, Preliminary Needs Analysis Findings.
- 178 MCNA IX. Strategies captured here are the ones reported as used in the 30 days prior to data collection. Percentages refer to households reporting using at least one of the stress, crisis or emergency level coping strategies.
- 179 Ibid.
- 180 Ibid.
- 181 World Bank, available online [here](#).
- 182 Cash Working Group, background paper for 2022 HNO.
- 183 Iraq Information Centre.
- 184 MCNA IX.
- 185 MCNA IX.
- 186 MCNA IX.
- 187 WFP, Food Security Outcome Monitor, August to September 2021.
- 188 MCNA IX.
- 189 MCNA IX.
- 190 Protection Cluster, Right to Identity and Civil Documentation, October 2021.
- 191 MCNA IX; Protection Cluster, Right to Identity and Civil Documentation, October 2021.
- 192 MCNA IX. In 61 districts in 15 governorates.
- 193 IDPs living in informal sites often face precarious living conditions. For IDPs in former camps that were recently reclassified as informal sites, reclassification has led to a major reduction or cessation of the provision of humanitarian assistance by government entities and some humanitarian actors, including onsite protection monitoring.
- 194 Including PDS card, ID card, nationality certificate, unified ID (substituting both ID card and nationality certificate) and birth certificate.
- 195 MCNA IX. About 48 per cent of returnee children are missing individual key documents.
- 196 MCNA IX. 27 per cent of the households missing 1 core document and 10 per cent of the households missing 2 or more core documents, based on NPC severity threshold calculation.
- 197 MCNA IX. 24 per cent of the households missing 1 core document and 12 per cent of the households missing 2 or more core documents, based on NPC severity threshold calculation.
- 198 MCNA IX. Among the households missing 1 core document and 2 or more documents, returnees represent the 16 per cent and 8 per cent, respectively. Based on NPC severity threshold calculation.
- 199 MCNA IX. Governorates hosting the highest number of people in need for GBV services are Ninewa (35 per cent), Salah Al-Din (13 per

- cent), Al-Anbar (12 per cent) and Erbil (11 per cent).
- 200 Children with highest level of protection needs are located in 25 districts, with 21 per cent in Al-Mosul District alone.
- 201 Co-occurrence of humanitarian needs analysis. MCNA IX, 2021; protection partner reports; NPC PMS at Community Level, 2021.
- 202 Iraqi Alliance of Disability, Parallel Report for Government's Report on The Convention on the Rights of Persons with Disability, 2018; IOM, Persons with Disabilities and Their Representative Organizations in Iraq: Barriers, Challenges and Priorities, 2021; MCNA IX.
- 203 Reports from protection and MHPSS partners.
- 204 Protection partner reports; ILA VI. Moreover, in 2021, humanitarian actors reported emerging trends of families and individuals with perceived affiliation to extremists had been forcibly evicted by security and civil authorities from out-of-camp displacement locations, including from informal sites, to the remaining IDP camps (primarily in federal Iraq).
- 205 ILA VI; MCNA, IX.
- 206 NPC PMS at Community Level, 2021.
- 207 The main barrier to people enjoying their HLP rights is the lack of proper disbursement of the compensation benefit. NPC PMS at Community Level, 2021.
- 208 IOM, Home Again? Categorizing Obstacles to Returnee Reintegration in Iraq, 2021.
- 209 MCNA IX. About 7 per cent of IDPs out of camps and 13 per cent of IDPs in camps do not intend to return to their area of origin due to the presence of explosive ordnance.
- 210 UNICEF recorded 76 child casualties during the first half of 2021 (46 per cent killing/54 per cent maiming incidents). Of the recorded casualties, 82 per cent affected boys, 13 per cent affected girls, and 5 per cent of unknown gender for children injured/killed. The incidents were mainly reported in Diyala, Al-Basrah, Al-Anbar, Muthanna, Ninewa, Najaf, Salah Al-Din, Kirkuk and Baghdad governorates. In 2020, the number of reported casualties was 33.
- 211 MCNA IX; Protection partner reports. The number of reasons not to return has reduced compared to 2021, indicating that the remaining barriers are the most difficult to overcome.
- 212 MCNA IX; NPC PMS at Community Level, 2021. At the national level, the percentage of people missing documentation is as follows: 6 per cent for birth certificates; 15 per cent for nationality certificates; 4 per cent for PDS cards; and 5 per cent for ID card. The top seven districts with people in need of legal documentation are Al-Mosul, Al-Falluja, Erbil, Sinjar, Al-Hawiga, Telafar, Samarra.
- 213 Iraqi Alliance of Disability's Parallel Report for Government's Report on The Convention on the Rights of Persons with Disability, 2018. Limited or lack of access to civil documentation is a key issue for people living with disabilities, creating a barrier to them accessing their rights, and associated services. Under the Nationality Law 26 people living with mental and intellectual disabilities may face discrimination in accessing documentation or being considered full citizens able to enjoy all of their rights.
- 214 NPC PMS at Community Level, 2021. Primarily in Duhok, Al-Anbar, Ninewa governorates. The lack of access to Civil Affairs Directorate offices is most severe for IDP in camps, but is reported at similar levels in both out-of-camp locations and returns areas.
- 215 NPC PMS at Community Level, 2021; MCNA IX. The top three barriers to freedom of movement are: (1) cost of transportation; (2) need to show a civil ID; (3) need to show a security clearance. Lack of core documentation is reported by 9 per cent of affected households as the primary obstacle to their freedom of movement; 5.5 per cent of affected households reported lack of security clearance as the main obstacle hampering their movements. The main locations with movement restrictions are in Al-Anbar (Al-Rutba District), Diyala (Al-Muqdadia, Al-Khalis and Khanaqin districts), Al-Sulaymaniyah (Halabcha and Kalar districts), Ninewa (Al-Hamdaniya, Al-Hatra and Sinjar districts), Kirkuk (Al-Hawiga and Kirkuk districts) and Salah Al-Din governorates.
- 216 NPC PMS at Community Level, 2021. The highest frequency of incidents reported in Al-Anbar, Diyala (Al-Muqdadia and Khanaqin districts), Salah Al-Din (Beygee, Tikrit and Balad districts) and Ninewa (Sinjar and Al-Baaj districts) governorates.
- 217 Ibid. Primarily, Al-Anbar, Salah Al-Din and Diyala governorates.
- 218 Security clearance processes often lack transparency, whereby outcomes are unpredictable and often with no available legal remedies for individuals denied clearance. In some cases, families have been compelled by civilian authorities, armed and security actors, and/or community and tribal leaders to renounce ties with family members perceived to be affiliated with extremists as a condition to obtain such clearance. These processes create significant anguish, stress and anxiety, and embed guilt by association and collective punishment. Additionally, the processes often have large administrative costs and further isolate already marginalized individuals and families.
- 219 NPC, CPI notes 2020-2021; NPC, legal partner meetings; IOM, Protracted Displacement in Iraq: Revisiting Categories of Return Barriers, 2021.
- 220 NPC PMS at Community Level, 2021. The highest frequency of incidents are in Al-Anbar, Salah Al-Din (Beygee, Balad and Tikrit districts), Diyala (Al-Muqdadia and Khanaqin districts) and Ninewa (Telafar, Sinjar, Al-Baaj and Al-Hatra districts).

- 221 IOM, *Cities as Home: Location Factsheets and Case Studies of Local Integration*, 2021. While the priority durable solution of the GoI remains the return of in-camp and out-of-camp IDPs, some locations may be more suited to local integration as an option for out-of-camp IDPs. However, these locations are limited, and there are persistent barriers to integration for people with perceived affiliation to extremists.
- 222 NPC PMS Community Level, 2021. A low level of participation in public affairs (one of eight criteria in the IASC Framework on Durable Solutions for Internally Displaced Persons, used to determine the extent to which a durable solution has been achieved) is significant for IDPs in out-of-camp locations, especially informal sites. The severity of this issue is reportedly higher in Al-Sulaymaniyah (Rania, Halabcha and Kalar districts), Al-Anbar, Salah Al-Din (Al-Shirqat, Balad, Tikrit and Tooze Khurmato districts) and Erbil (Erbil and Makhmour districts) governorates.
- 223 NPC PMS at Community Level, 2021; MCNA IX. Lack of independent access to livelihoods is the top protection issue affecting women and girls. Households with a member living with disabilities are almost four times as likely to report unemployment.
- 224 NPC PMS at Community Level, 2021. 32 per cent of key informants negatively assess people's capacities to meet their basic needs; 27 per cent of key informants report that people face barriers and restrictions in accessing essential services. The severity of these issues is highest in Al-Anbar, Kirkuk (Al-Hawiga, Daquq and Dibis districts) and Ninewa (Telafar and Sinjar districts) governorates.
- 225 Ibid. Child labour remains the second most reported protection issue affecting children.
- 226 Proxy data from MCNA IX. 13 per cent of in-camp IDPs, 19 per cent of out-of-camp IDPs and 12 per cent of returnees.
- 227 CCCM Cluster and Protection Cluster Camp Closures Sitreps 2020-2021.
- 228 ILA VI. Arrivals from camps were recorded in 13 per cent of assessed sites (27 sites). Arrivals from camps were most common in Al-Hatra (70 per cent, 7 sites), Al-Baaj (83 per cent, 5 sites) and Sinjar (40 per cent, 4 sites) districts in Ninewa Governorate, and Al-Mahmoudiya District in Baghdad Governorate (20 per cent, 3 sites).
- 229 MCNA IX. 14 per cent of female-headed households, 9 per cent of male-headed households, 12 per cent of in-camp IDPs, 22 per cent of out-of-camp IDPs and 7 per cent of returnees report security of tenure issues or property disputes.
- 230 Ibid. The main districts with HLP needs are: Al-Mosul, Al-Ramadi, Telafar, Al-Falluja, Kirkuk, Sumail, Al-Hawiga, Al-Hamdaniya, Tilkaef and Tikrit.
- 231 ILA VI.
- 232 NPC Protection Monitoring at Community Level, 2021; Critical Protection Issues notes, 2021; partner reports. 27 per cent of households arriving in Ninewa Governorate following camp closures in federal Iraq fear eviction at their locations of arrival. The proportion is particularly high in Al-Hatra (33 per cent), Al-Mosul (34 per cent) and Al-Baaj (25 per cent) districts. Fear of eviction is also notably high in Al-Anbar Governorate (23 per cent), especially in Al-Kaim (37 per cent) and Al-Ramadi (26 per cent) districts. Risk of eviction particularly high in informal sites in Ninewa Governorate.
- 233 NPC Protection Monitoring at Community Level, 2021. Eviction from owned or rented accommodation is the fifth main issue at the national level. Among households that fear eviction, 55 per cent cite landlords as the main reason, indicating the possible inability to pay rent, while 22 per cent cite the authorities and armed actors as the responsible entities.
- 234 REACH Initiative, *In-Camp IDP Intentions Survey*, September 2021. With minor differences based on districts of origin among Sinjar, Makhmour, Al-Baaj, Duhok, Balad, Al-Mosul.
- 235 MCNA IX. 30 per cent of overall surveyed people, 40 per cent of female-headed households and 29 per cent of male-headed households; 22 per cent of in-camp IDPs, 29 per cent of out-of-camp IDPs and 30 per cent of returnees.
- 236 NPC Protection Monitoring at Community Level, 2021. Overall, 2 per cent of claimants received property compensation: In-camp IDPs 1 per cent; out-of-camp IDPs 2 per cent; returnees 2 per cent. In total, 30 per cent of female-headed households negatively assess the efficiency of the mechanisms meant to protect and fulfill their HLP rights.
- 237 MCNA IX. 31 per cent of IDPs in camp, 23 per cent of out-of-camp IDPs and 30 per cent of returnees. 26 per cent of female-headed households and 29 per cent of male-headed households.
- 238 Ibid. 42 per cent of surveyed female-headed households. 42 per cent in camps, 59 per cent in out-of-camp locations and 37 per cent of returnee women and girls reported lacking HLP documentation.
- 239 NPC Protection Monitoring at Community Level, 2021. The issue of unlawful occupation of private property by civilians is ranked as the sixth main issue at the national level, and is cited as the primary issue by 9 per cent of key informants; in Salah Al-Din Governorate, the issue is ranked as the fourth main issue and is cited as the primary issue by 15 per cent of key informants. The issue of unauthorized occupation of private property by security or armed actors is ranked as the seventh main issue at the national level, and is cited as the primary issue by 4 per cent of key informants; in Salah Al-Din Governorate the issue is ranked as the fifth main issue and is cited as the primary issue by 12 per cent of key informants.
- 240 Directorate of Mine Action and Iraqi Kurdistan Mine Action Agency, July 2021.

- 241 The highest rates were reported in Tootz Khurmato, Baquba, Balad, Haditha, Al-Hawiga, Al-Rutba districts.
- 242 MCNA IX. About 8 per cent of households reported psychological impact, primarily in Balad, Sinjar, Haditha, Al-Daur, Erbil, Tootz Khurmato districts; 7 per cent reported an impact on access to livelihoods (Al-Hawiga, Balad, Sinjar, Al-Nasiriya, Al-Kahla, Samarra); limited movement was reported by 6 per cent of respondents; 5 per cent reported an impact on access to education (Baquba, Al-Rutba, Tootz Khurmato, Al-Hawiga, Al-Falluja, Al-Hatra, Al-Baaj); 5 per cent reported an impact on access to market (Baquba, Al-Rutba, Tootz Khurmato, Al-Kaim, Al-Hawiga); 4 per cent of households reported an impact on access to health services (in Baquba, Al-Hawiga, Al-Rutba, Al-Falluja, Al-Kaim and Tootz Khurmato districts); 2 per cent of households reported that the perceived presence of EO is impacting their decision to move (in Derbendikhan, Dokan, Baquba, Al-Rutba, Al-Hatra, Al-Daur districts).
- 243 MCNA IX; MCNA VIII. Down from 2020 figures of 48 per cent of in-camp IDPs, 14 per cent of out-of-camp IDPs and 24 per cent of returnees.
- 244 MCNA IX. Households with at least one member living with disabilities have greater challenges, accessing services due to high cost or distance to a health facility, greater level of psychological distress.
- 245 World Bank, Assessment of COVID-19 Impact on Poverty and Vulnerability in Iraq, April 2021.
- 246 NPC Protection Monitoring at Community Level, 2021. 30 per cent of key informants assess the protection situation of children as negative. The severity of protection issues affecting children are reportedly highest in Al-Anbar (46 per cent), Diyala (39 per cent) and Salah Al-Din (36 per cent) governorates.
- 247 Report of the Secretary-General on Children and Armed Conflict, May 2021. Available [here](#).
- 248 MCNA IX. Out of 58,314 households surveyed, 37,143 households responded that they shout/yell/scream/hit/slap their children to discipline them.
- 249 Case Management Working Group Trend Analysis September 2021.
- 250 GBVIMS Mid-Year Report, 2021.
- 251 Ibid.
- 252 NPC Protection Monitoring at Community Level, 2021.
- 253 MCNA IX.
- 254 Report of the Secretary-General on Children and Armed Conflict, May 2021. Available [here](#).
- 255 Data used in the GBVIMS Mid-Year Report is collected from reports of GBV incidents made to service providers directly working with GBV survivors. The increase noted in 2021 can be attributed to several factors, such as (1) increased awareness among the affected population about reporting and seeking service; (2) the increase in the number of incidents and reporting; (3) the increase in the number of new data gathering organizations.
- 256 GBVIMS Mid-Year Report, 2021.
- 257 GBV Sub-Cluster, Iraq Rapid Assessment: Impact of COVID-19 on GBV, May 2020. UN Women research on the impact of COVID-19 on violence against women found that 56 per cent of all respondents reported witnessing violence or knowing a woman who had experienced some type of violence since the onset of COVID-19.
- 258 GBVIMS Annual Report 2020; Heartland Alliance research report on exploring barriers to inclusion to GBV services in Iraq, 2021.
- 259 MCNA IX revealed that 68 per cent of assessed households reported relying on one or more negative mechanism to cope with the lack of resources needed to meet their basic needs, more than the 61 per cent who did so in the previous year. Almost 30 per cent of the cases of negative coping mechanisms were GBV-sensitive, involving child or forced marriage, child labour or adults engaging in risky behaviours.
- 260 GBVIMS Mid-Year Report, 2021.
- 261 The World Economic Forum 2021 Global Gender Gap Report ranks Iraq in the bottom three countries (154 out of 156 countries). The Global Gender Gap Index measures progress through four key dimensions (economic participation and opportunity, educational attainment, health and survival, and political empowerment) and measures progress towards closing these gaps over time. Report available [here](#).
- 262 GBV Sub-Cluster, Iraq Rapid Assessment: Impact of COVID-19 on GBV, May 2020.
- 263 MCNA IX. 67 per cent of female-headed households reported not being able to meet basic needs and resorting to negative coping strategies.
- 264 GBV Sub-Cluster, Iraq Rapid Assessment: Impact of COVID-19 on GBV, May 2020; NPC Protection Monitoring at Community Level, 2021.
- 265 MCNA IX.

- 266 MCNA IX; GBVIMS Mid-Year Report, 2021; GBVIMS annual report, 2020; Oxfam, Social Norms Structuring Masculinities, 2021; GBV Sub-Cluster, Iraq Rapid Assessment: Impact of COVID-19 on GBV, May 2020.
- 267 MCNA IX.
- 268 Ibid.
- 269 Ibid. The highest concentrations of returnees in acute need are in Al-Falluja (Al-Anbar), Al-Khalis (Diyala) and Sinjar (Ninewa).
- 270 The following criteria must be met for adequate housing: security of tenure; availability of services, materials, facilities and infrastructure; affordability; habitability; accessibility; location; and cultural adequacy.
- 271 WHO, Housing and Health Guidelines, 2018. Cold and high indoor temperatures have been associated with adverse health outcomes, including increased blood pressure and asthma, poor mental health, and higher rates of all-cause and cardiovascular mortality and emergency hospitalizations. Socioeconomic factors play an important role in determining whether a dwelling is sufficiently cool or warm. Income constraints force people to live in poorly built housing that lacks insulation.
- 272 Improved safety is the second most urgent shelter improvement need for returnees (687,000 individuals).
- 273 Improved privacy is the second most urgent shelter improvement need for IDPs (130,000 individuals).
- 274 Districts with highest NFI needs. For in-camp IDPs: Sumail (Duhok) and Al-Hamdaniya (Ninewa); out-of-camp IDPs: Erbil (Erbil) and Al-Mosul (Ninewa); returnees: Al-Ramadi (Al-Anbar) and Al-Mosul (Ninewa). Female-headed households need mattresses and bedding items, followed by winter heaters. The biggest NFI gaps for female-headed households are in Al-Mosul (Ninewa) and Al-Ramadi (Al-Anbar).
- 275 ILA VI.
- 276 NPC, comparative analysis of six months of protection monitoring in response to COVID-19, October 2020.
- 277 MCNA IX.
- 278 2021 HNO.
- 279 MCNA IX.
- 280 Iraq Camp Master List and Population, November 2021.
- 281 MCNA IX.
- 282 Ibid.
- 283 Ibid.
- 284 Survey methodologies and tools have evolved to match the changing context and respond to the information needs of key stakeholders.
- 285 Action Against Hunger, Al Khiamiat for Agricultural Development and Guidance, Ankawa Humanitarian Committee, Arbeiter-Samariter-Bund Deutschland e.V., Caritas Czech Republic, Human Imprint Organization, Humanity & Inclusion, International Rescue Committee, International Organization for Migration, Iraq Health Access Organization, Jesuit Refugee Service, Kurdistan Save the Children, Mercy Corps, Mission East, Norwegian Refugee Council, Pekawa Organization, Save the Children, Terre des Hommes, World Vision and Youth Save Organization. More [here](#).
- 286 Publication pending.
- 287 Oxfam and Help Age, COVID-19 Rapid Needs Assessments on Older People in Iraq, 2020. Available [here](#)
- 288 Oxfam, Gender Analysis of the COVID-19 Pandemic in Iraq: Conducted in Kirkuk, Diyala and Al-Sulaymaniyah governorates, 2020. Available [here](#).
- 289 CLCI, Gender Analysis of Livelihoods Programming and Individual, Household and Community Dynamics in Iraq, September 2021. Available [here](#).
- 290 Action against Hunger, Danish Refugee Council, Dorcas Aid International, Harikar NGO (Iraq), Heartland Alliance, International Rescue Committee, INTERSOS, IOM, Justice Centre, Legal Clinics Network (Iraq), Nonviolent Peaceforce, Swedish Development Aid Organization, TDH Italy, UNHCR.
- 291 The Ministry of Planning reported in 2012 that 8.4 per cent of Iraqi individuals are living with disabilities. Humanitarian assessments of disability prevalence range from 3.5 per cent of individuals to 12.7 per cent of households in samples of the humanitarian caseload.
- 292 The national census which had been scheduled for 2020 may have included questions around disability. It has been postponed due to COVID-19. Iraq's last census was held in 1997 and did not include KRI.



**HUMANITARIAN  
NEEDS OVERVIEW**  
IRAQ

ISSUED MARCH 2022