

Somalia

1 - 31 January 2022

In January, 317,000 new internal displacements were monitored by the UNHCR-led Protection and Returns Monitoring Network (PRMN). Drivers included conflict and insecurity (7,000) as well as drought related (309,000)

Galgaduud (118,000) received the highest number of displaced persons followed by Mudug (79,000), while Banadir (60,000), and Gedo (31,000) regions also received relatively high numbers.



Refugees & Asylum-Seekers

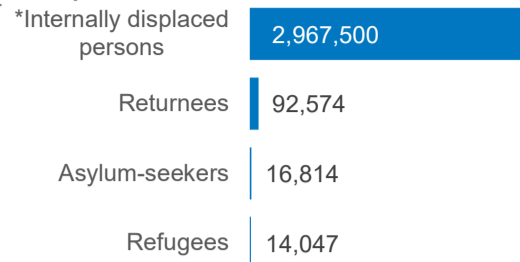
At the end of January 2022, there were 30,861 refugees and asylum-seekers registered in Somalia, mainly from Ethiopia (16,551 asylum seekers and 4,461 refugees) and Yemen (8,507 refugees and asylum seekers). The remaining 1,340 persons of concerns were from other countries including Syria (1,067), Tanzania (135) and other countries (140).



Refugee Returnees (2014 - 2022)

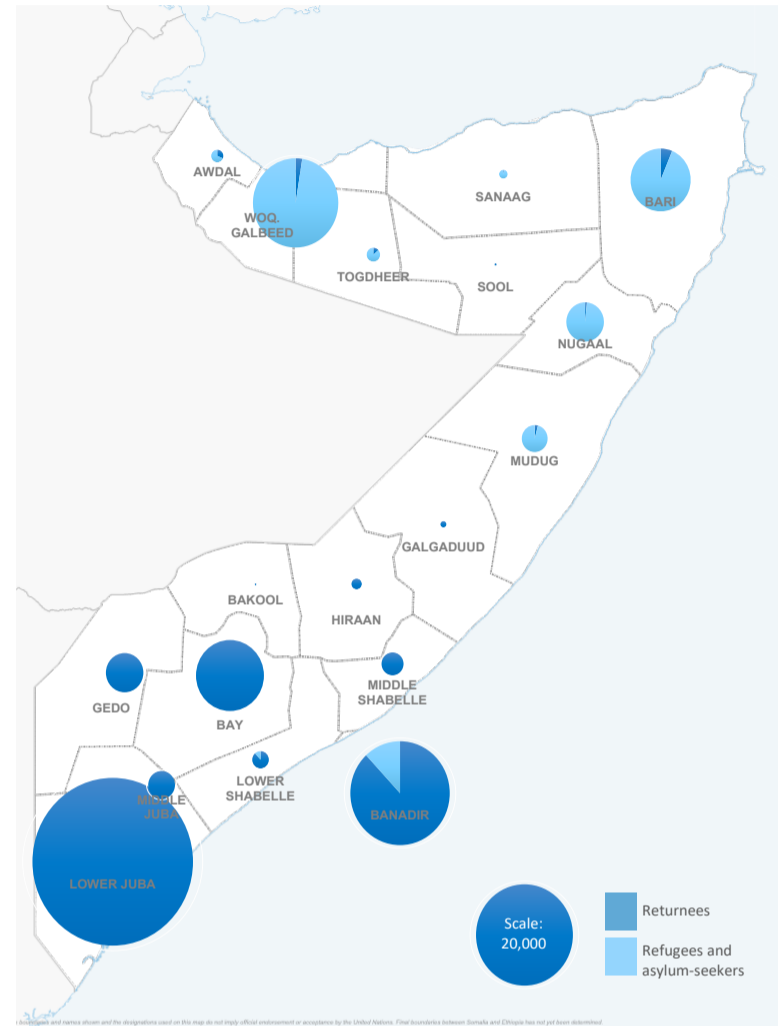
Since December 2014, 92,444 Somali refugees have voluntarily returned to Somalia with UNHCR assistance from different countries of asylum including Kenya, Yemen, Djibouti, Libya, Sudan and Eritrea. In addition, some 46,740 Somalis were monitored as arriving from Yemen since March 2015.

Population of concern



*Estimated internally displaced persons as of November 2020 (Source: Information Management Working Group)

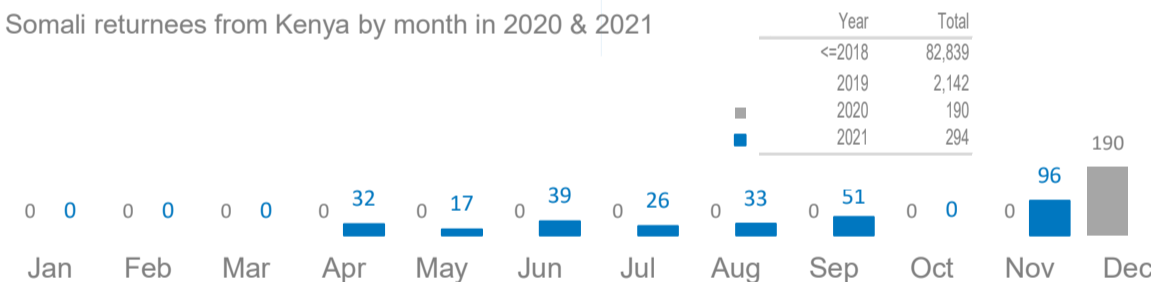
Returnees, refugee and asylum seekers map



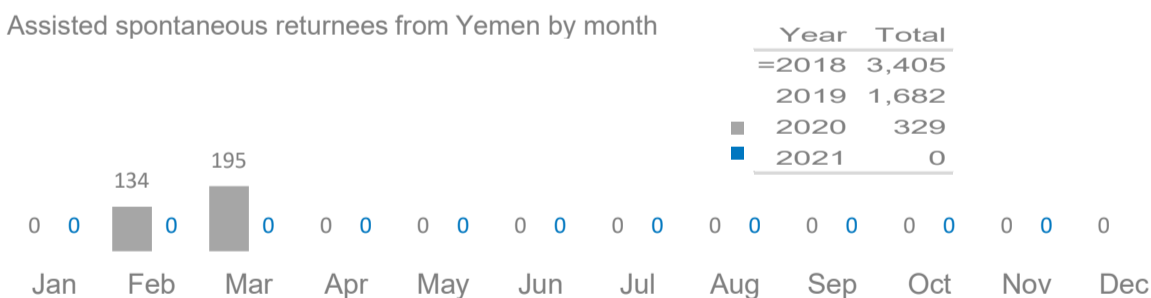
Region	Ethiopia	Yemen	Other
Woq. Galbeed	10,108	4,016	1,007
Bari	5,668	1,523	28
Nugaal	2,730	219	18
Mudug	1,307	33	20
Togdheer	188	111	34
Sanaag	131	18	4
Awdal	50	161	8
Banadir	8	2,304	203
Sool			
Middle Shabelle			
Lower Shabelle		68	
Other	244	51	18
TOTAL	21,012	8,507	1,340

Region	Kenya	Yemen	Other
Lower Juba	54,486	412	125
Banadir	15,717	2,801	829
Bay	9,657	165	22
Gedo	2,927	69	42
Middle Juba	1,513	13	1
Middle Shabelle	813	216	25
Lower Shabelle	129	394	1
Hiraan	47	186	22
Woq. Galbeed	27	357	259
Nugaal	20	27	16
Galgaduud	15	72	3
Other	114	704	348
TOTAL	85,465	5,416	1,693

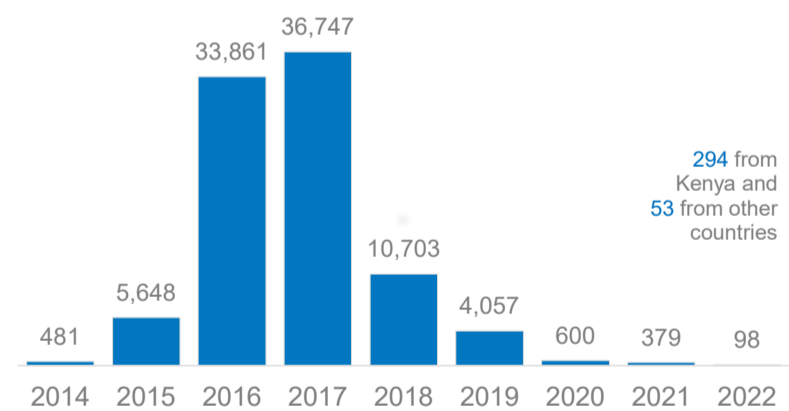
Somali returnees from Kenya by month in 2020 & 2021



Assisted spontaneous returnees from Yemen by month



Number of returnees (with assistance from UNHCR) since 2014

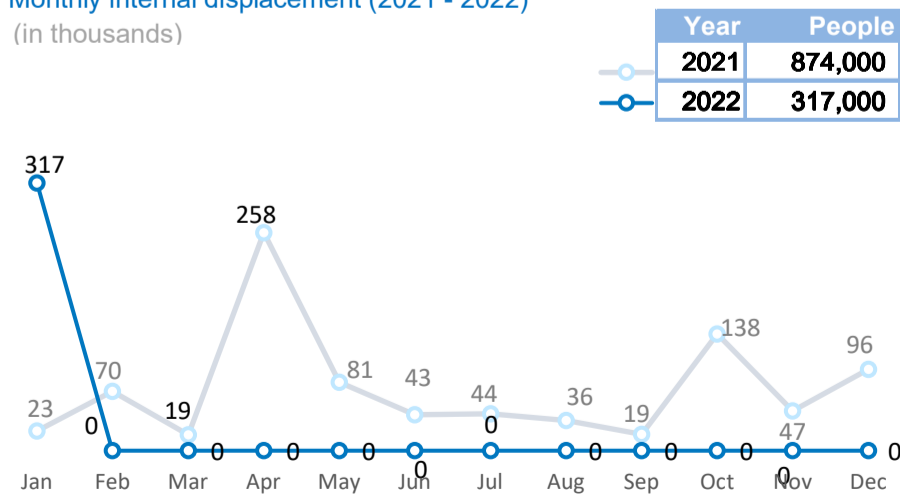


Somalia Internal DISPLACEMENT

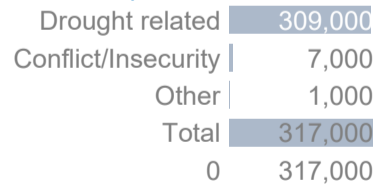
Displacements monitored by UNHCR Protection and Return Monitoring Network (PRMN)

Monthly internal displacement (2021 - 2022)

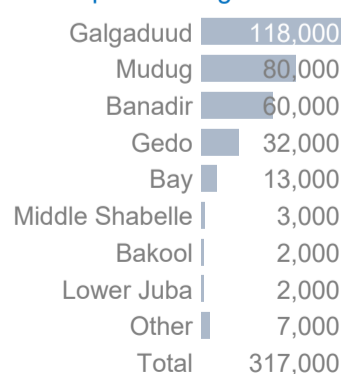
(in thousands)



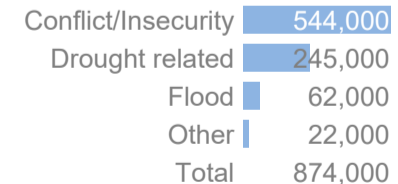
2022 displacement reasons



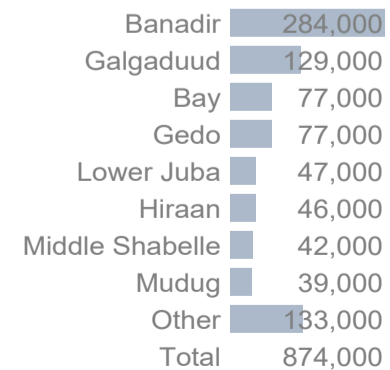
2022 top arrival regions



2021 displacement reasons

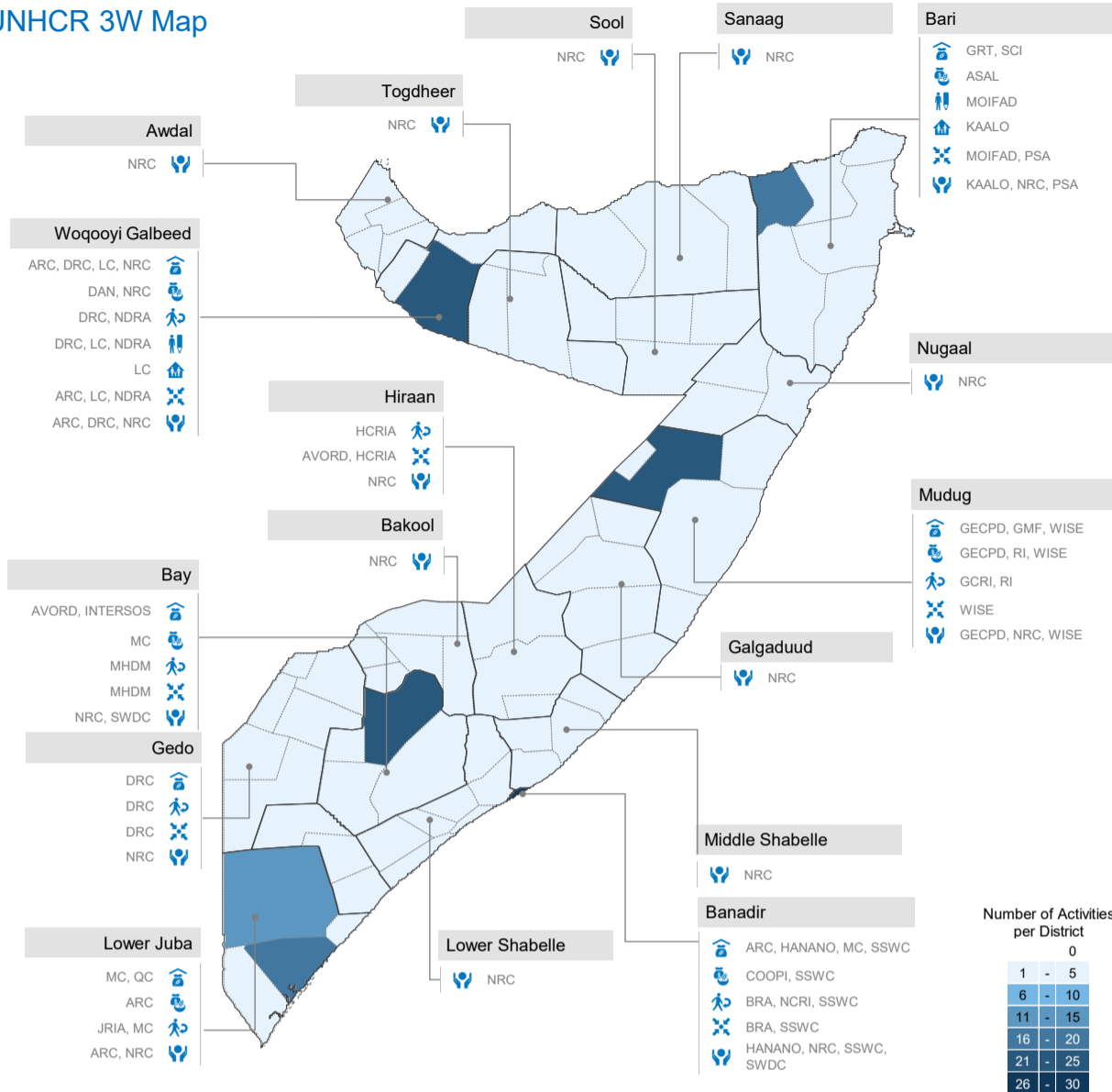


2021 top arrival regions



Somalia

UNHCR 3W Map



Number of activities by region and category

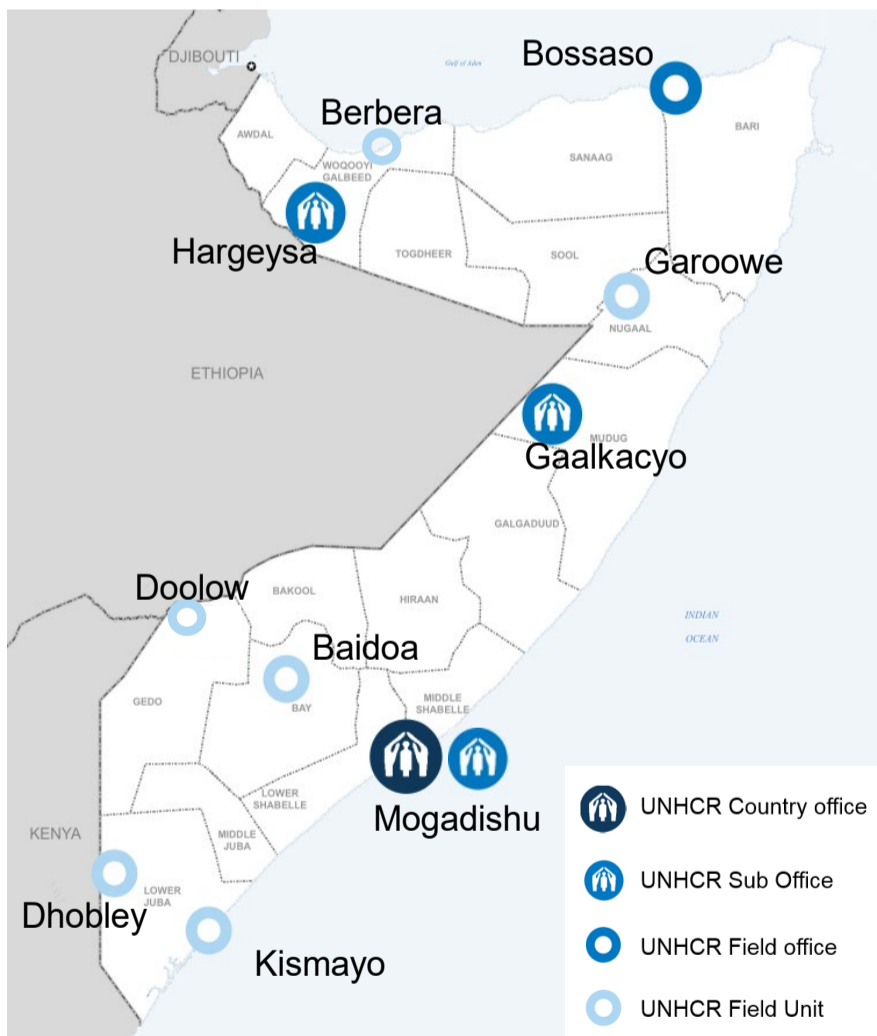
Region	Basic Needs and Essential Services	Leadership, Coordination and Partnerships	Favourable Protection Environment	Fair Protection Processes and Documentation	Durable Solutions	Security from Violence and Exploitation	Community Empowerment, Self Reliance and Self Management	Logistics and Operations Support
Awdal								4
Bakool								5
Banadir	10	3	3				3	9
Bari	6	2	1	4	1	1	1	8
Bay	8	3	3				1	12
Galgaduud								5
Gedo	2		2				1	6
Hiraan				1			1	3
Middle Juba								3
Lower Juba	11	1	6					19
Mudug	5	3	4	1			1	11
Nugaal								3
Sanaag								4
Middle Shabelle								4
Lower Shabelle								7
Sool								4
Togdheer								4
Woqooyi Galbeed	6	3	5	2	3	1	1	6

Category	Sub-category
BASIC NEEDS AND ESSENTIAL SERVICES	Water, Transport, Cash Grants, Core Relief Items, Education, Health
LEADERSHIP, COORDINATION AND PARTNERSHIPS	Cluster Coordination - Protection, Shelter, CCCM
FAVOURABLE PROTECTION ENVIRONMENT	Facility Rehabilitation, Equipment, Peaceful Coexistence
FAIR PROTECTION PROCESSES AND DOCUMENTATION	Registration, Profiling, Civil Documentation
DURABLE SOLUTIONS	Return Assistance, Transit Center, Counseling
SECURITY FROM VIOLENCE AND EXPLOITATION	Legal Protection, SGBV Prevention & Response, Material Assistance, PRMN
COMMUNITY EMPOWERMENT, SELF RELIANCE AND SELF MANAGEMENT	Cash Grants, Employment, Business, Vocational Training
LOGISTICS AND OPERATIONS SUPPORT	PDM, Warehouse Management, Transport

UNHCR Presence

Staff
120 National Staff
46 International Staff
29 Affiliate Workforce

Offices
1 Country Office in Mogadishu
3 Sub-Offices in Gaalkacyo, Hargeysa and Mogadishu
1 Field Office in Bossaso
6 Field Units in Baidoa, Dhobley, Garoowe, Kismayo, Berbera and Doolow
1 Support Office in Nairobi



Contact
Magatte Guisse, Representative, Somalia
guisse@unhcr.org, Cell: +252 611 634 665

Links

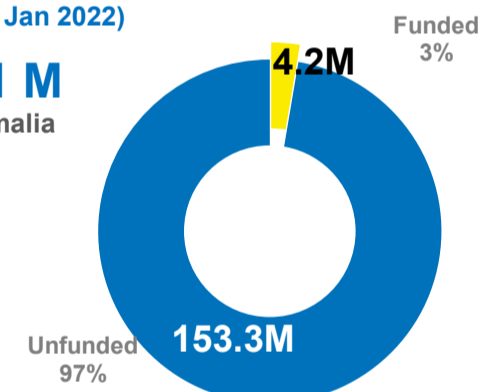
[Somalia: Global Focus](#) - [Somalia: Information sharing portal](#) - [UNHCR Somalia](#) - [@UNHCRSom](#) - [Facebook: UNHCR Somalia](#) - [Somalia internal displacement](#)

UNHCR is grateful for the generous contributions of donors who have directly contributed to the UNHCR Somalia Operation in 2022



Funding (as of 31 Jan 2022)

USD 157.1 M
requested for Somalia



UNEARMARKED CONTRIBUTIONS | USD

Sweden 77.6 million | **Netherlands** 37.2 million | **Denmark** 35.6 million | **Germany** 27.6 million | **Switzerland** 18.4 million | **Belgium** 11.9 million | **Ireland** 11.8 million

Algeria | Armenia | Bulgaria | Canada | Estonia | Finland | Iceland | Liechtenstein | Lithuania | Luxembourg | Monaco | Montenegro | Qatar | Republic of Korea | Singapore | Thailand | Turkey | Uruguay | Private donors