UNHCR
The UN Refugee Agency

SUDAN

Overview of UNHCR Persons of Concern in Sudan

(as of 31 August 2021)

Refugees

1.1 M Total Refugees and Asylum-seekers in Sudan.[1]

31% in camps

23 Total Refugee Camps

Country of Origin

South Sudan	Eritrea	Syria	Ethiopia	CAR*	Chad	Yemen	Others
776.4 K (71%)	125 K (11%)	93.5 K (9%)	68.8 K (6%)	27.4 K (2.4%)	5.5 K (0.5%)	2.1 K (0.2%)	1.6 K (0.1%)

Registration Status

702.5 K Individuals registered

- 64% Individual registration
- 7% Household registration
- 29% Un-registered

Persons With Disabilities

16.9 K

2% of registered population are persons with disabilities

47% Males

53% Females

Women Headed Household

52%

% Women & Children

73%

Refugees by Year (Since 2010)

Refugees Per State (Top 5 States)

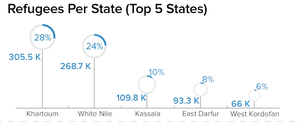

[1]Refugees data updated as of 31 July 2021, Source: CoR, UNHCR

IDPs

3.03 M Total Internally Displaced Persons (IDPs) in Sudan.[2] *Cumulative since 2003*

Temporary IDPs Households Shelter Types[3]

- Camps (formal) 74%
- Other shelter types[4] 12%
- Host communities 10%
- Gathering sites (informal settlements) 4%

80 Total IDPs Camps

64% in camps

% Women & Children[2]

80%

49% Males

51% Females

Main Causes of Displacement[3]

- 1st Reason Armed Conflict 95%
- 2nd Reason Communal Clashes 4%
- 3rd Reason Economic Reasons 1%

IDPs by Year (Since 2010)

IDPs Per State (Top 5 States)[2]

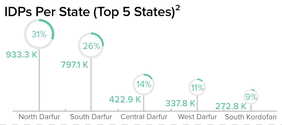

[2]IDPS data based on HNO 2021 (July 2021), [3]Data based on IOM DTM Sudan mobility tracking round two (August 2021) , Source: IOM, OCHA
[4] Other shelter such as: Rented accommodation, Abandoned buildings or critical shelters, Schools or other public buildings (no rent) and others.

IDPs Returnees

969.4 K Total IDPs Returnees in Sudan.[5] *Cumulative since 2003*

48% Males

52% Females

Temporary IDPs Returnees Households Shelter Types[6]

- Place of habitual residence 84%
- Other shelter types[7] 14%
- Schools or other public buildings (no rent) 2%

92% Living in Rural

Permanent Returnee Locations of Previous Displacement[6]

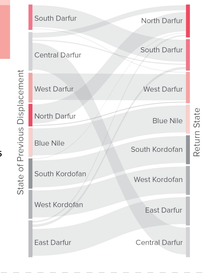

Retnee Per State (Top 5 States)[5]

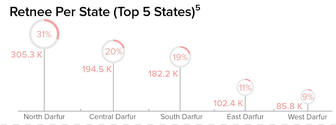

% Women & Children[5]

80%

[5] IDPS Returnees data based on HNO 2021 (July 2021), [6]Data based on IOM DTM Sudan mobility tracking round two (August 2021) , Source: IOM, OCHA
[7] Other shelter such as: Host communities, Abandoned buildings or critical shelters and Abandoned buildings or critical shelters.

Sudanese Refugees in Neighboring Countries

764.9 K Total Sudanese Refugees in Neighboring Countries[8]

Refugees by Country of Asylum



Women Headed Household

59%

47% Males

53% Females

% Women & Children

81%

PwD**

13.9 K

[8]Sudanese Refugees data updated as of 30 October 2020, Source: UNHCR

* CAR - Central African Republic
** PwD - Persons with Disabilities

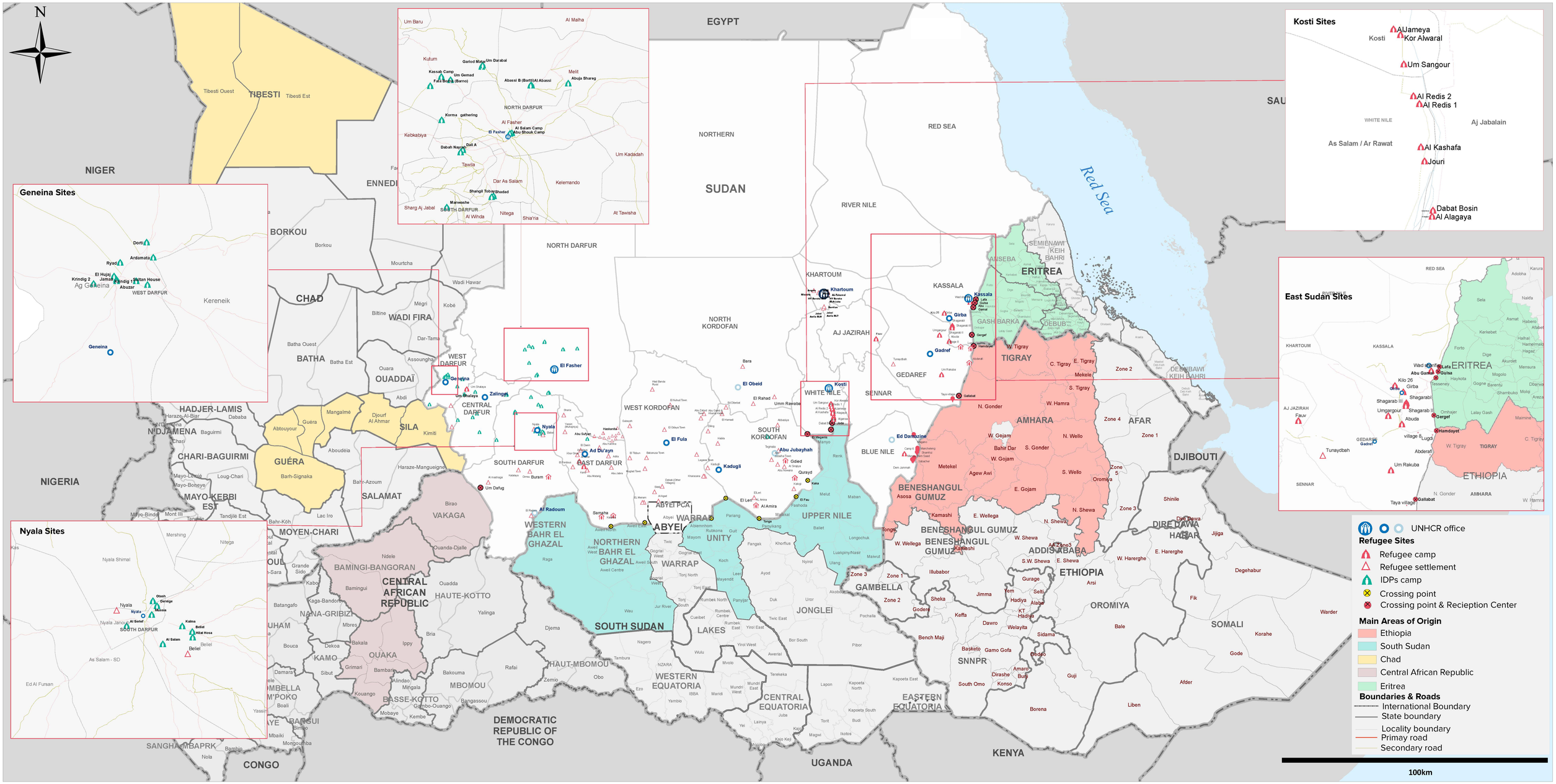

The depiction and use of boundaries, geographic names and related data shown on maps and included in lists, tables, documents, and databases are not warranted to be error free nor do they necessarily imply official endorsement or acceptance by the United Nations. Final status of the Abyei area is not yet determined.

Creation date: 06 Sep 2021 **Sources:** Geodata: UNHCR, OCHA / **Data :** UNHCR, COR, OCHA (HNO), IOM **Feedback:** Information Management Unit, SUDKHIM@unhcr.org