

2020

# HUMANITARIAN RESPONSE PLAN **END-OF-YEAR REPORT**

— JANUARY-DECEMBER 2020 —

APRIL 2021

## UKRAINE



TOTAL POPULATION  
OF UKRAINE

42<sup>\*</sup> M

PEOPLE IN NEED

3.4M

PEOPLE TARGETED

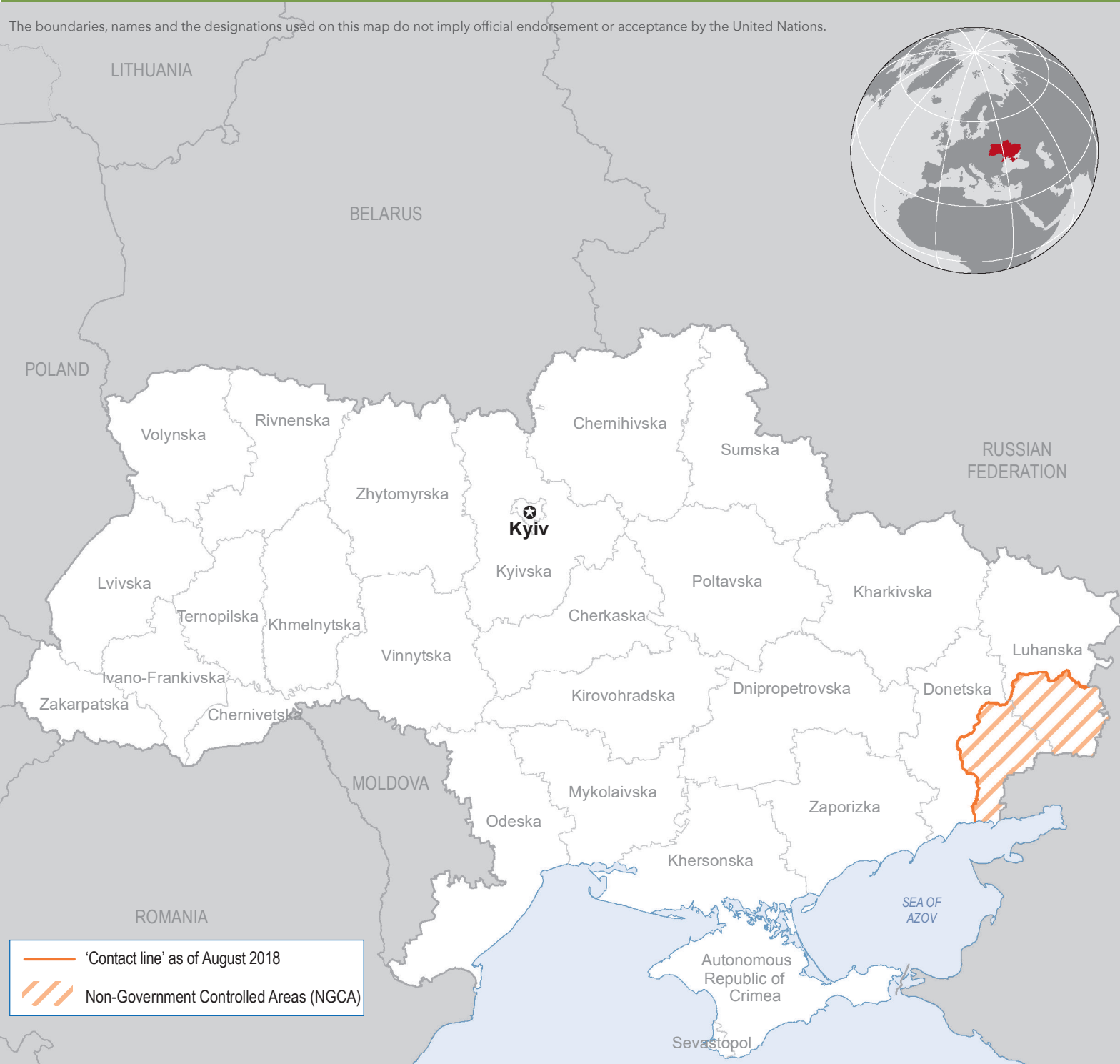
2.1M

PEOPLE REACHED

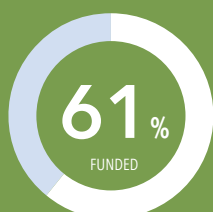
1.4M

\* Based on population estimates by the Ukrainian Statistics Service as of 2019

The boundaries, names and the designations used on this map do not imply official endorsement or acceptance by the United Nations.



HRP 2020 FUNDING\*\*



REQUIREMENTS (\$) \$204.7 M

FUNDED (\$) \$124.2 M

UNMET (\$) \$80.4 M

\$84.5M HUMANITARIAN FUNDING TO NON-HRP PROJECTS IN 2020

\*\* According to Financial Tracking Service (FTS) as of 20 April 2021.

# TABLE OF CONTENTS



## PART I:

2020 achievements at a glance .....	04
2020 funding overview .....	05
Overview .....	06



## PART II: CLUSTER ACHIEVEMENTS

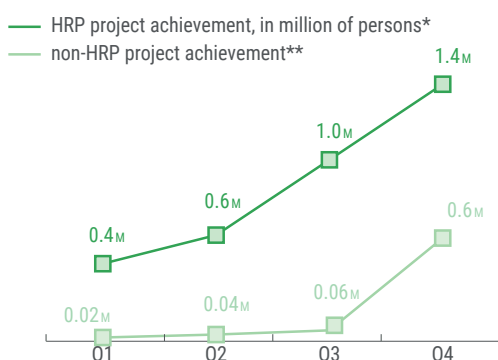
Education .....	07
Food Security and Livelihoods .....	07
Health .....	08
Protection .....	08
Shelter/NFI .....	10
Water, Sanitation and Hygiene .....	10
Annex: Objectives, activities, indicators, targets & achievements .....	11

## 2020 ACHIEVEMENTS AT A GLANCE

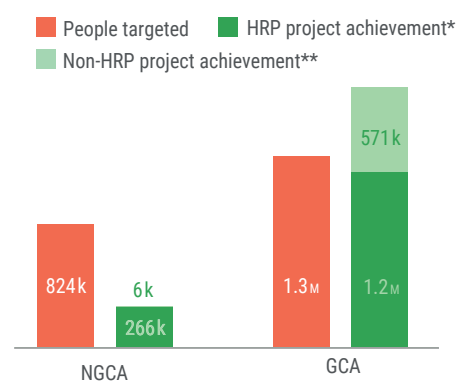
### HRP OVERALL ACHIEVEMENT



### PROGRESS OF ACHIEVEMENT BY QUARTER (CUMULATIVE)



### ACHIEVEMENT BY LOCATION



### ACHIEVEMENT BY CLUSTER


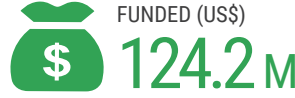
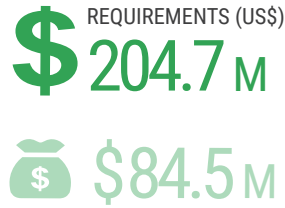
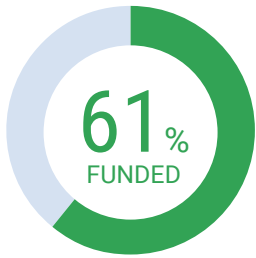
CLUSTER	Funding requested	Funding received	People in Need	People Targeted	People Reached (HRP projects)	% Reached vs Targeted
Education	\$8.3M	\$2.2M	420k	207k	46k	22%
Food Security and Livelihoods	\$27.1M	\$10.8M	1.0M	162k	62k	38%
Health	\$38.9M	\$21.6M	1.3M	1.7M	1.2M	72%
Protection	\$55.9M	\$24.9M	2.8M	1.5M	1.3M	89%
Shelter/NFI	\$26.6M	\$7.6M	384k	119k	59k	49%
WASH	\$32.5M	\$12.0M	2.8M	2.1M	989k	47%
Common Services and Support	\$6.3M	\$3.3M	-	-	-	-
Multipurpose Cash Assistance	\$9.0M	\$1.9M	-	33k	10k	31%
<b>Total</b>	<b>\$204.7M</b>	<b>\$124.2M***</b>	<b>3.4M</b>	<b>2.1M</b>	<b>1.4M</b>	<b>68%</b>

\* The HRP project achievement reflects the collective results (over a period of 12 months) derived from the implementation of the projects included in the 2020 HRP that reported receiving funding. Only 34 of a total of 122 projects submitted by 56 humanitarian organisations and included in the 2020 HRP were fully or partially funded, according to Financial Tracking Service (FTS).

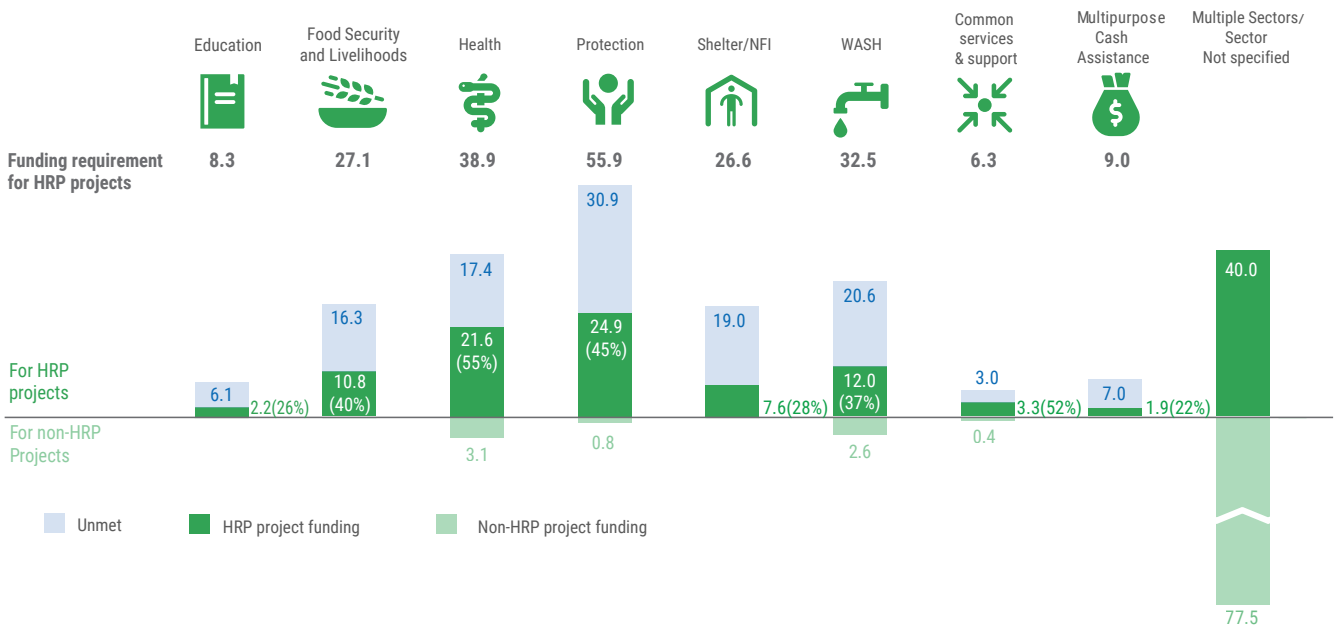
\*\* The non-HRP project achievement reflects the collective results derived from the implementation of other humanitarian projects/activities not included in the 2020 HRP. Results on funding received and people reach under the non-HRP projects presented in this report are based on partial data, as some organizations do not report their results on non-HRP projects to the Clusters.

\*\*\*According to Financial Tracking Service (FTS) as of 20 April 2021.

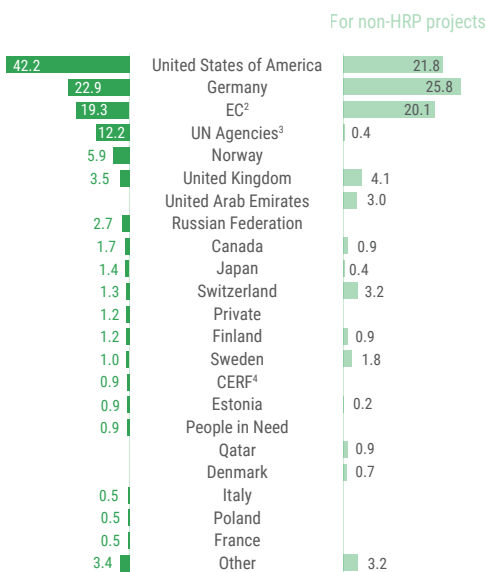
# 2020 FUNDING OVERVIEW<sup>1</sup>



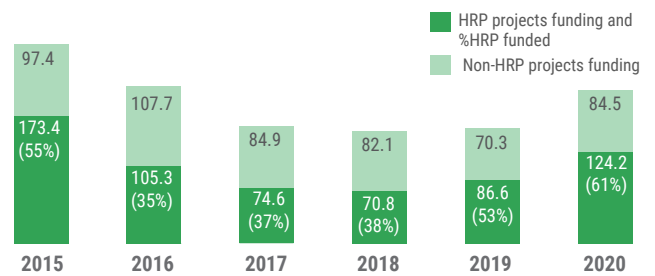
## FUNDING BY CLUSTER (million US\$)<sup>1</sup>



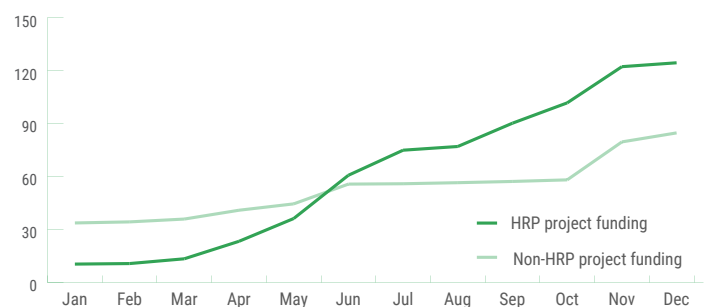
## CONTRIBUTIONS BY DONORS (million US\$)<sup>1</sup>



## 2015 – 2020 FUNDING TRENDS (million US\$)<sup>1</sup>



## 2020 FUNDING TIMELINE (million US\$)



<sup>1</sup> According to Financial Tracking Service (FTS) as of 20 April 2021.  
<sup>2</sup> EC – European Commission (including European Commission's Humanitarian Aid and Civil Protection Department).  
<sup>3</sup> UN Agencies including UN, UNICEF, COVID-19 Humanitarian Thematic Fund, UN Programme on HIV/AIDS, United Nations Population Fund.  
<sup>4</sup> CERF – Central Emergency Response Fund.

## OVERVIEW

### Overview of the response

**Communities across Donetsk and Luhanska oblasts affected by the armed conflict, especially the elderly, women and children, were hit hard in 2020** by the continuing hostilities, severe wildfires, and the impacts of COVID-19 related restrictions on freedom of movement and livelihoods. Almost two-thirds of the population of the affected region was in need of humanitarian assistance and protection services. Despite several restrictions, including due to COVID-19, humanitarian organizations worked to meet people's priority needs, guided by four strategic objectives set out in the 2020 Humanitarian Response Plan (HRP). By the end of the year, some 1.43 million women, men and children were reached with some form of assistance or protection through projects funded through the HRP. This represents a 12 per cent increase compared to 2019 when 1.26 million were assisted.

**As in previous years, the distribution of achievements remained uneven across the geographical priorities** – relatively high in GCA (about 1.17 million) and low in the NGCA (about 266,000). Nevertheless, the number of people reached in NGCA represents a 77 per cent increase compared to 2019, when fewer than 150,000 people were reached. This uneven distribution of assistance directly

correlates with the level of access humanitarians were granted to operate in certain areas. The less restricted the access, the more people reached. For more information on access, please refer to the section “1.2: Impact of the Conflict” of the 2021 Humanitarian Needs Overview (HNO) available at <https://www.humanitarianresponse.info/en/document/ukraine-2021-humanitarian-needs-overview-hno-enua>.

**These achievements were made possible in part by the relatively high level of humanitarian funding to Ukraine in 2020** at \$209 million – of which \$124 million was channeled through the HRP against its \$205 million requirement. This was the highest level of funding provided to Ukraine since 2016, when \$213 million was received in total. The COVID-19 pandemic and the revision of the 2020 HRP to integrate the COVID-19 response in the conflict-affected part of the country, might have been a significant factor that influenced the increased donors' support. In addition, the Ukraine Humanitarian Fund (UHF) attracted \$9 million in new funding to Ukraine, including from non-traditional donors.


For more detailed information on the overall response, please visit Humanitarian Insight website at <https://hum-insight.info/plan/830>. Sectoral response achievements are outlined in the following section.



Credit: TGH/2020/Oleksii Filippov

## CLUSTER ACHIEVEMENTS

### Education



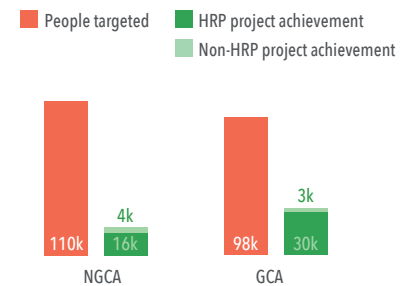
#### Response achievements:

- Over 46,000 people (over 53,000 people reached by HRP and non-HRP activities, including 10,000 boys and girls benefitting from training provided to 950 trained educators) benefitted from response activities aimed at creating a safe and protective learning environment and promoting their resilience. Notably, 8 per cent of people reached were in NGCA. This represented a 22 per cent achievement against the HRP target.
- The Minister of Education and Science (MoES) established an inter-ministerial working group in support of the Safe Schools Declaration (SSD) implementation and endorsed the National SSD Implementation Action Plan. A sub-working group on education in emergencies (EiE) was established under the broader umbrella of the MoES Donor Coordination Group to gradually take over the key functions of the cluster.

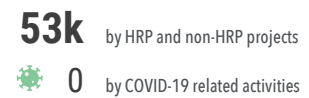
#### Challenges and gaps:

- In 2020, 11 security incidents affecting education facilities were recorded (compared to 36 in 2019). Cluster partners were not able to respond to all incidents, particularly those in NGCA, primarily due to access constraints.
- A gap in response in NGCA was observed in 2020 due to access constraints exacerbated by COVID-19 movement restrictions and bureaucratic impediments. These restrictions have reduced operational capacity, especially in Luhanska oblast NGCA, where presence of education partners was very limited.

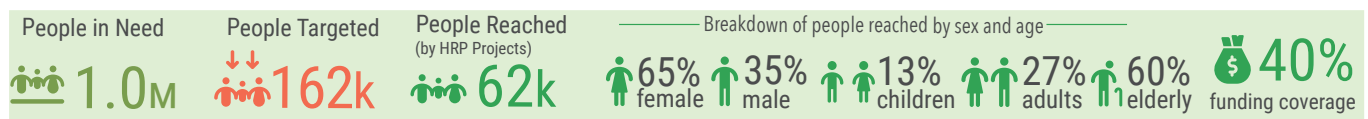
#### ACHIEVEMENT BY LOCATION



#### PEOPLE REACHED



### Food Security and Livelihoods



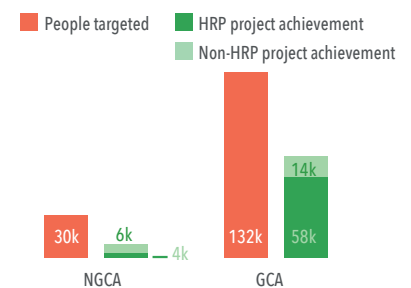
#### Response achievements:

- Despite funding challenges and access restrictions, cluster partners collectively reached 82,838 people by HRP and non-HRP activities. Out of this 61,905 people were reached by HRP activities (including COVID-19 -related) representing 38 per cent achievement against the 2020 revised target of 161,896 people across the three cluster objectives.
- Objective 1. Some 70,000 people received food assistance, including scale-up related to COVID-19 restrictive measures and home delivery (both in-kind and cash/voucher), of which 58,177 were assisted through HRP projects (53 per cent of the revised targeted 109,721 people).
- Objective 2. Over 7,500 people received emergency agricultural support, of which 2,850 were assisted through HRP projects (7 per cent of the 2020 HRP target 42,962 people).
- Objective 3. 6,000 people received non-agricultural livelihoods assistance through improvement of access to employment and income generating opportunities, of which 877 people were assisted through HRP projects (10 per cent of the HRP target of 9,213).

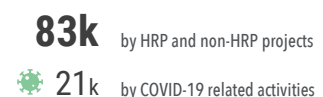
#### Challenges and gaps:

- The COVID-19 pandemic significantly limited partners' physical interaction with conflict-affected communities, increased the number of people in need of humanitarian assistance and the operational cost of partners. A significant gap in the response was observed in NGCA due to access constraints.
- As a result of limited capacity, the majority of partners addressed immediate food needs with little focus on livelihood response and support.

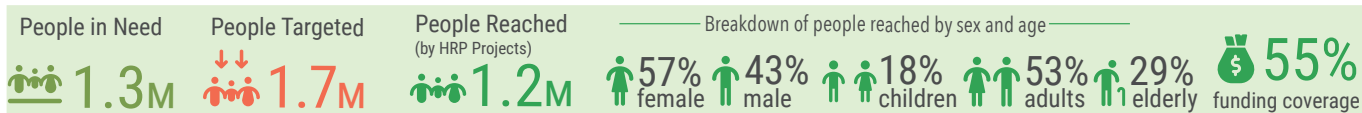
#### ACHIEVEMENT BY LOCATION



#### PEOPLE REACHED



# Health



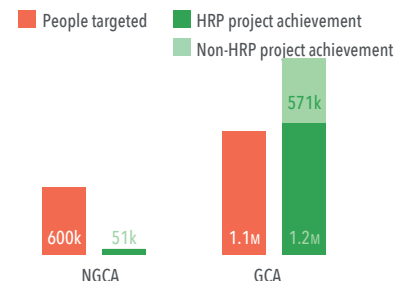
### Response achievements:

- Over 50,000 people (621,000 people reached by HRP and non-HRP activities) in both GCA and NGCA benefited from increased access to quality life-saving and essential health care services, including psychosocial and mental health support.
- Over 67,000 beneficiaries (both HRP and non-HRP) benefitted from improved capacity and sustainability of healthcare services provided at different levels of care for conflict-affected population.
- More than 17,000 health service providers and conflict-affected people benefited from awareness raising, social mobilization and advocacy activities.
- An estimated 1.2 million people benefitted from the COVID-19 response through awareness raising, and the provision of medical equipment and supplies.

### Challenges and gaps:

- Increased need for psychosocial support due to the exacerbation of panic, anxiety disorders and psychosomatic problems as a result of the COVID-19 pandemic, especially among the elderly population.
- COVID-19 has negatively impacted the provision of essential health services, with tremendous impact on health status of affected population and particularly elderly people. Public health restriction, overwhelming of services have affected all health facilities. At the same time, technical challenges have affected the undertaking of remote (online or phone) medical consultations.
- The pre-existing deficiencies in the national health-care systems, including but not limited to, the lack of human resources, lack of PPE for health facilities, outdated equipment, lack of technical capacity for sample collection and transportation, etc., negatively impacted its readiness in responding to the COVID-19 pandemic.

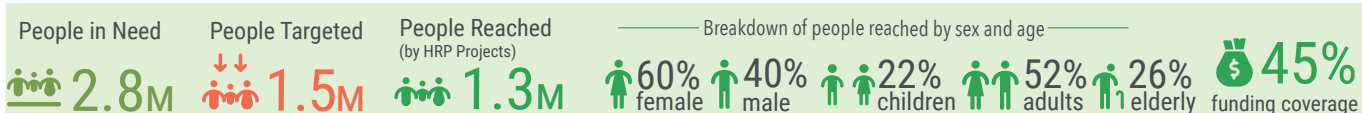
### ACHIEVEMENT BY LOCATION



### PEOPLE REACHED

**1.8M** by HRP and non-HRP projects  
**1.2M** by COVID-19 related activities

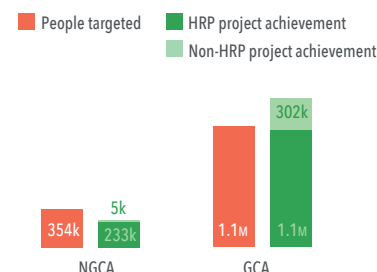
# Protection



### Response achievements:

- Psychosocial support (PSS) was provided to 151,000 people (51 per cent children and 12 per cent older people) individually, through group sessions, child friendly spaces and mobile outreach. More women and girls sought PSS services representing 72 per cent of people reached in 2020 compared to 58 per cent in 2019. While the COVID-19-related restrictions forced partners to reduce delivery of group PSS by 54 per cent, the delivery of individual PSS increased by 130 per cent thanks to PSS hotlines operational in Donetsk and Luhanska oblasts.
- Collective advocacy efforts of protection partners contributed to positive developments in the national protection/normative framework. Notably, (i) the Mine Action Law was amended and, although its full implementation still requires additional by-laws, the new framework presents an opportunity to operationalize Ukraine's mine action response, including the provision of mine-victims' assistance; and (ii) compensation procedures for conflict-damaged property were significantly improved.
- Approximately 9,000 persons received cash and in-kind individual protection assistance.
- Some 35,000 persons received legal assistance and 75,000 received protection information counselling, including almost 20,000 people residing in NGCA who were individually assisted by partners remotely and at EECs. Over 30 per cent of people reached were IDPs.

### ACHIEVEMENT BY LOCATION



### PEOPLE REACHED

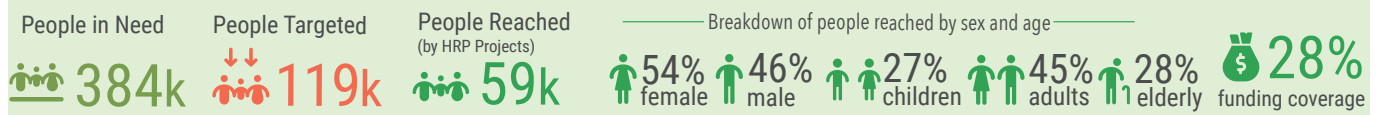
**1.6M** by HRP and non-HRP projects  
**563k** by COVID-19 related activities

- Despite significant restrictions in crossing the “contact line”, partners provided protection assistance at EECPs to 77,500 people, including information dissemination, transportation assistance, explosive ordnance risk education (EORE), protection counselling and legal assistance.
- Essential lifesaving GBV services continued to be provided, including referrals of 3,613 cases to police and legal actors through a network of PSS mobile teams, and 3,568 cases of GBV survivors to shelters and day-care centres. In Luhanska oblast (GCA), partners supported the opening of the first shelter for GBV survivors.
- Mine Action partners more than doubled the marking of hazardous areas (14.7 million square meters in total) and demined 2.2 million square meters – a 28 per cent increase in comparison to the previous year.
- As part of the work towards durable solutions and sustainability of interventions, and in light of COVID-19 restrictions, partners increased support to community-based and peaceful coexistence projects, particularly in Luhanska Oblast. Over 66,400 people were reached by community interventions (of whom 35 per cent in NGCA).
- To ensure COVID-19 prevention measures during implementation of protection activities, partners have provided basic PPE to 375,000 people, hygiene items to 50,000 people and delivered NFI and food assistance to homes of over 70,000 older people and people with disabilities.

#### Challenges and gaps:

- COVID-19 restrictions further limited humanitarian access and delivery of protection services to the affected population, particularly in NGCA. The closure of EECPs resulted in a five-fold decrease in the provision of PSS for persons living in NGCA and an increased need for legal assistance as many people were not able to cross the “contact line” to obtain birth certificates, pensions and social benefits. Poor telecommunication networks, particularly in rural areas, posed additional challenges to the provision of remote services, particularly to the elderly population.
- Limitations on freedom of movement impacted the provision of legal assistance and individual protection counselling – both of which decreased by 42 per cent and 11 per cent respectively, compared to 2019.
- COVID-19 and lack of funding also led to a five-fold decrease in the number of elderly people and persons with disabilities accessing community spaces – increasing their vulnerability and isolation.
- Ukraine remained one of the most mine-contaminated areas in the world, including in number of casualties, but assistance to victims remained one of the key gaps. Although the number of mine victims’ assisted increased by 7 per cent, it remained largely below the overall needs (only 70 survivors assisted in 2020). In addition, due to COVID-19 restrictions and the closure of schools, EECPs and community centres, access to EORE sessions was further limited, decreasing by 39 per cent.

## Shelter/NFI



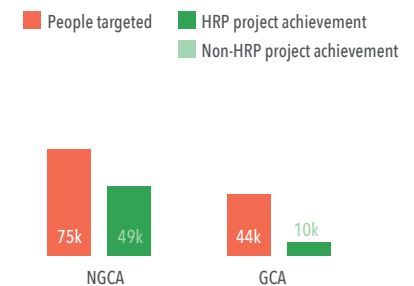
### Response achievements:

- The Cluster achieved its three objectives to 52, 40, and 34 percent respectively.
- 85 acute emergency shelter kits provided.
- 12,687 families received winterization support. Critical need in the humanitarian winterization response is covered.
- 6,349 families received NFIs.
- 2,781 households received humanitarian shelter interventions of different scope - 2,700 light and medium repairs, 57 heavy repairs and 24 reconstructions/relocations.

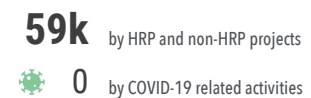
### Challenges and gaps:

- COVID-19 quarantine measures delayed implementation of programs for a few months (repairs and delivery of solid fuel).
- Restricted access in NGCA remains a significant challenge for partners and resulted in delays in implementation of their programs.
- While local authorities and the State Emergency Service have started a housing repair program in Donetsk oblast, the provincial administration in Luhansk oblast has yet to replicate such initiative.

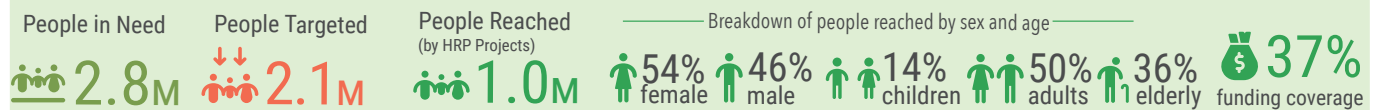
### ACHIEVEMENT BY LOCATION



### PEOPLE REACHED



## Water, Sanitation and Hygiene



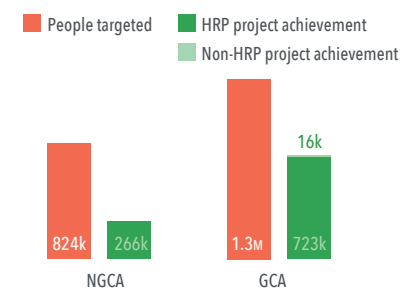
### Response achievements:

- 990,000 people were provided with WASH assistance in Donetska and Luhanska oblasts (73 per cent in GCA, 27 per cent in NGCA), including 336,000 elderly people, 138,000 children and 128,000 people with disabilities.
- Nearly 350,000 people were reached by more sustainable, recovery and disaster risk reduction (DRR) approaches in 2020.
- WASH assistance to social institutions included the delivery of a package of hygiene support to 110 secondary hospitals (71 in GCA and 39 in NGCA), 14 hospitals receiving improved access to water and sanitation and over 600 other institutions (e.g. schools, nursing homes and social centres) received improved hygiene support (500 in GCA and 100 in NGCA).
- At household level, over 43,000 vulnerable people benefitted from hygiene kit distributions (28,000 in GCA and 15,000 in NGCA).

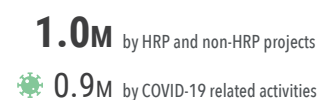
### Challenges and gaps:

- Bureaucratic constraints in Luhanska oblast NGCA, coupled with general logistical challenges, complicated provision of adequate assistance in both oblasts NGCA.
- Medical waste handling issues remained complicated to address due to legislative complications (e.g. legislation on the installation of incinerators in Ukraine is prohibitively restrictive) and may pose further challenges in 2021, especially considering the ongoing COVID-19 vaccination campaigns.

### ACHIEVEMENT BY LOCATION








### PEOPLE REACHED









## OBJECTIVES, ACTIVITIES, INDICATORS, TARGETS & ACHIEVEMENTS

### EDUCATION OBJECTIVES, ACTIVITIES, INDICATORS, TARGETS & ACHIEVEMENTS








MONITORING INDICATORS	TARGET	REACHED (HRP)	REACHED (HRP)/ TARGET	REACHED (NON-HRP)
<b>Education Objective 1: Ensure access for conflict-affected boys and girls to safe, inclusive, enabling learning environment as a basic essential service</b>				
• # of girls and boys benefiting from repaired education facilities or additional learning spaces	24,800	6,700	 27%	146
• # of girls and boys benefiting from provision of equipment to education facilities	28,400	3,226	 11%	3,113
• # of girls and boys benefiting from supplied education, ECD and recreation kits or learning materials or related cash interventions	68,600	22,725	 33%	-
<b>Education Objective 2: Improve the quality of learning for conflict-affected boys and girls where feasible</b>				
• # of girls and boys benefiting from provision of life skills and SEL	38,800	2,786	 7%	3,630
• # of girls and boys benefiting from distance learning programmes/ modalities supported by Education Cluster partners	5,800	0	 0%	27
<b>Education Objective 5: Improve quality of teaching by building the capacity of teachers where feasible</b>				
• # of male and female teachers and parents trained	24,600	540	 2%	403
• # of girls and boys benefiting from trained teachers	44,350	9,961	 22%	20

### FOOD SECURITY AND LIVELIHOODS OBJECTIVES, ACTIVITIES, INDICATORS, TARGETS & ACHIEVEMENTS







MONITORING INDICATORS	TARGET	REACHED (HRP)	REACHED (HRP)/ TARGET	REACHED (NON-HRP)
<b>Food Security and Livelihood Objective 1: Ensure immediate access to food for the most vulnerable conflict-affected people</b>				
• # of individuals receiving cash transfers/ vouchers to improve their immediate access to food	45,291	31,432	 69%	1,603
• # of individuals receiving food assistance to ensure their immediate access to food	10,858	6,948	 64%	9,526
<b>Food Security and Livelihood Objective 2: Improve food security status through provision of emergency and time-critical agriculture assistance</b>				
• # of individuals receiving emergency livelihood and/or income generation support	300	119	 40%	-
• # of households receiving emergency agriculture assistance	2,909	1,769	 61%	2,320
<b>Food Security and Livelihood Objective 3: Improve access to employment and income generating opportunities through rehabilitation/building of sustainable livelihood assets</b>				
• # of individuals receiving livelihood and/or income generation support	8,063	736	 9%	4,358
<b>COVID-19 response<sup>1</sup></b>	84,824	19,939	 24%	757

1. Additionally, 263 persons were covered with Information and communication campaigns on COVID-19.

## HEALTH AND NUTRITION OBJECTIVES, ACTIVITIES, INDICATORS, TARGETS &amp; ACHIEVEMENTS

MONITORING INDICATORS	TARGET	REACHED (HRP)	REACHED (HRP)/ TARGET	REACHED (NON-HRP)
<b>Health Objective 1: Ensure access to quality life-saving and essential health care services, including psychosocial and mental health support at all levels of care</b>				
• # of health facilities supported	361	98	 27%	-
• # of people benefiting from direct health services provision	862,689	41,534	 5%	570,673
• # of people benefiting from cash/voucher assistance (for health including transportation)	862,689	8,747	 1%	-
• # of people benefiting from clinical management		24		-
<b>Health Objective 4: Improve capacity and sustainability of healthcare services provided at different levels of care for conflict-affected population</b>				
• # of laboratories supported	6	20,000 (beneficiaries)		-
• # of health facilities supported	100	17,122 (beneficiaries)		-
• # of people benefiting from emergency medical services	198,746	30,369	 15%	-
<b>Health Objective 5: Raise awareness of health service providers and affected communities on the importance of quality health care through health education and promotion activities</b>				
• # of people reached and sensitized	100,000	12,041	 12%	-
• # of healthcare providers trained and sensitized	360	5,438	 1511%	-
<b>COVID-19 response<sup>2</sup></b>	400,000	1,217,514	 304%	-









## PROTECTION OBJECTIVES, ACTIVITIES, INDICATORS, TARGETS &amp; ACHIEVEMENTS

MONITORING INDICATORS	TARGET	REACHED (HRP)	REACHED (HRP)/ TARGET	REACHED (NON-HRP)
<b>Protection Objective 1: Strengthen protection, including prevention and mitigation of rights' violations, for conflict-affected people, including IDPs</b>				
• # of protection monitoring missions conducted and recorded	6,400	4,138	 65%	-
• # of persons receiving information on trafficking, GBV risks, prevention, referrals, and availability of life-saving services, MRE Information, HLP, documentation, IDP/residence registration, social benefits, legal assistance or entitlements	1,318,000	847,112	 64%	2,658
• # of persons receiving Explosive ordnance risk education through EORE awareness sessions	265,000	114,106	 43%	4,943
<b>Protection Objective 2: Ensure conflict-affected people, including IDPs, benefit from full and non-discriminatory access to quality essential services and enjoyment of their rights, with particular attention to people with specific needs</b>				
• # women, men, boys and girls with access to essential services (including PSS, Legal assistance, GBV, Mine victim assistance, etc.) and individual protection assistance (incl. cash)	270,000	174,328	 65%	82,513
<b>Protection Objective 3: Improve social cohesion and resilience of conflict-affected people, including IDPs, through community-based protection and identification of durable solutions</b>				
• # of local and displaced women, men, girls and boys supported through peaceful coexistence/peace-building/social cohesion projects, community-based protection or community support initiatives	70,000	66,114	 94%	330
<b>COVID-19 response<sup>3</sup></b>	425,905	335,635	 79%	227,283









2. Additionally, 636,441 persons were covered with Information and communication campaigns on COVID-19.

3. Additionally, 4,917,288 persons were covered with Information and communication campaigns on COVID-19.

## SHELTER/NFI OBJECTIVES, ACTIVITIES, INDICATORS, TARGETS &amp; ACHIEVEMENTS

MONITORING INDICATORS	TARGET	REACHED (HRP)	REACHED (HRP)/ TARGET	REACHED (NON-HRP)
<b>Shelter/NFI Objective 1: Address gaps in essential shelter and NFI needs of the most vulnerable IDPs and conflict-affected population through monetized/in-kind assistance and contingency</b>				
• # HHs receiving acute emergency shelter support (0-5 km GCA&NGCA)	2,200	85	 4%	-
• # HHs receiving solid fuel and heater support for winter	24,160	12,340	 51%	-
• # HHs receiving winterization cash grants (0-5 km GCA&NGCA)	2,000	347	 17%	-
• # HHs receiving NFIs	11,550	6,349	 55%	-
<b>Shelter/NFI Objective 2: Provide/upgrade permanent shelter solutions for the most vulnerable conflict-affected population</b>				
• # individuals within communities benefiting from utility network repairs and connection	16,640	6,132	 37%	-
• # HHs supported with light and medium repairs	6,404	2,700	 42%	-
• # HHs supported with reconstruction / permanent housing	30	24	 80%	-
• # HHs supported with structural repairs	869	57	 7%	-

## WASH OBJECTIVES, ACTIVITIES, INDICATORS, TARGETS &amp; ACHIEVEMENTS

MONITORING INDICATORS	TARGET	REACHED (HRP)	REACHED (HRP)/ TARGET	REACHED (NON-HRP)
<b>WASH Objective 1: Ensure immediate and sustainable access to sufficient safe water, and minimal levels of sanitation provision, for conflict-affected people</b>				
• # of people provided with access to sufficient quantity of water	952,000	155,359	 16%	7,712
• # of people provided with access to sufficient quality of water	51,000	79,380	 156%	-
• # of people provided with improved access to adequate sanitation	175,000	87,992	 50%	-
<b>WASH Objective 2: Provision of critical WASH-related supplies and information for the prevention of water- and sanitation-related diseases</b>				
• # of people provided with critical WASH-related supplies and/or awareness (disaggregated by sex and age where possible)	100,000	34,666	 35%	-
<b>WASH Objective 3: Promote resilient, recovery and sustainable access to sufficient safe water, minimal levels of sanitation provision, and minimum hygiene standards in conflict affected oblasts</b>				
• # of people provided with sustainable access to sufficient quantity of water	70,000	307,944	 440%	7,862
• # of people provided with improved sustainable access to adequate sanitation	18,000	10,338	 57%	127
• # of people provided with WASH-related supplies and/or awareness	-	1,000		-
• # of people benefiting from capacity-building or DRR approaches in WASH	14,000	28,288	 202%	-
<b>WASH Objective 4: Increase the safety of utility workers and water infrastructure</b>				
• # of information and communication campaigns activities focused on making utility workers and infrastructure safer	-	48		-
<b>COVID-19 response</b>	770,000	932,936	 133%	0

