

## # OF INCIDENTS

**482** GBV incidents cases reported

## PLACE GBV INCIDENTS OCCURED

**275** Place GBV Incident Occured

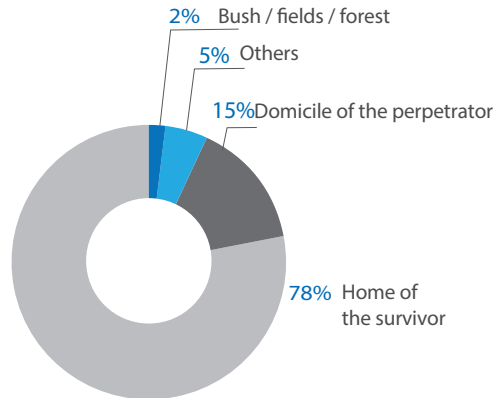
## % OF PERSON AFFECTED (DISAGGREGATED)

**96%**  
Women

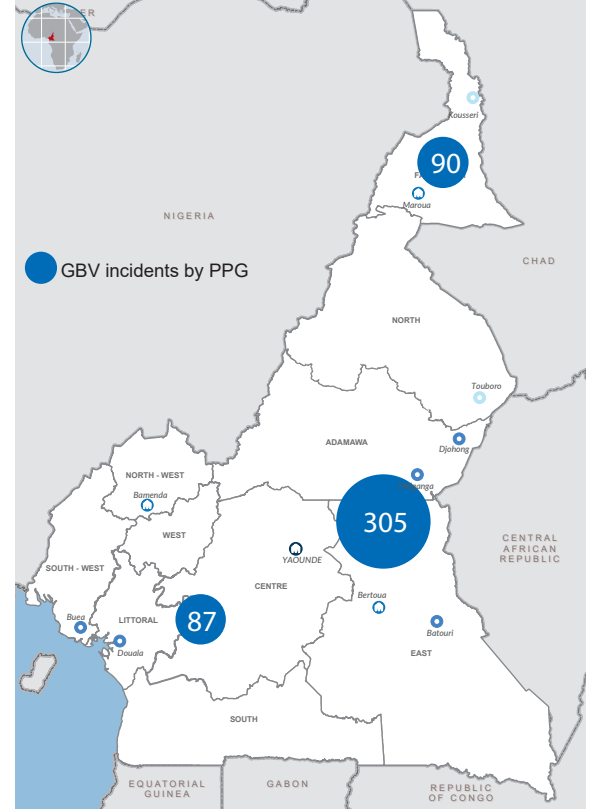
**4%**  
Man

**79%**  
Adults

**21%**  
Children



## INCIDENTS PER PPG\*

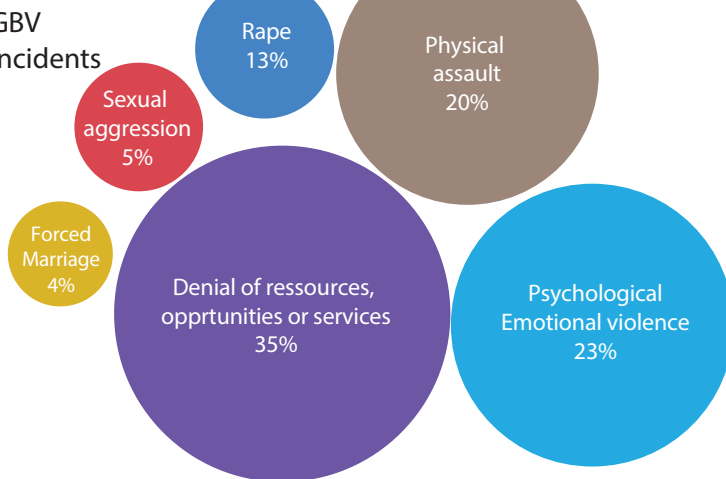


## OVERVIEW

GBV incidents presented in this dashboard were collected and reported by the UNHCR and its partners. survivors are refugees and asylum seekers. Based on field collection, **89%** of GBV incidents took place in the country of asylum (Cameroon) against **11%** in the countries of origin. Women and girls are disproportionately affected representing **92%** of identified survivors.

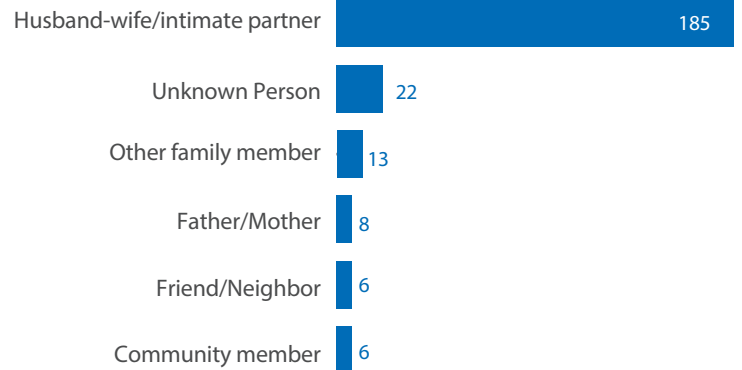
## INCIDENTS TYPE

**332**  
GBV incidents



## ALLEGED PERPETRATORS

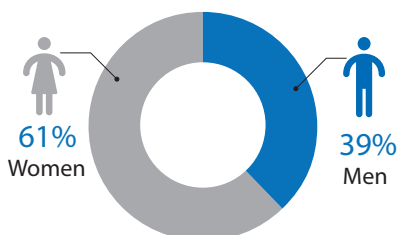
**242** Perpetrators of GBV



## RESPONSE AND PREVENTION ACTIVITIES

### Awareness-raising activities on GBV

**96,631** People sensitized during awareness-raising activities



**38,211** Children reached

**58,420** Adults reached

### GBV Assistance

