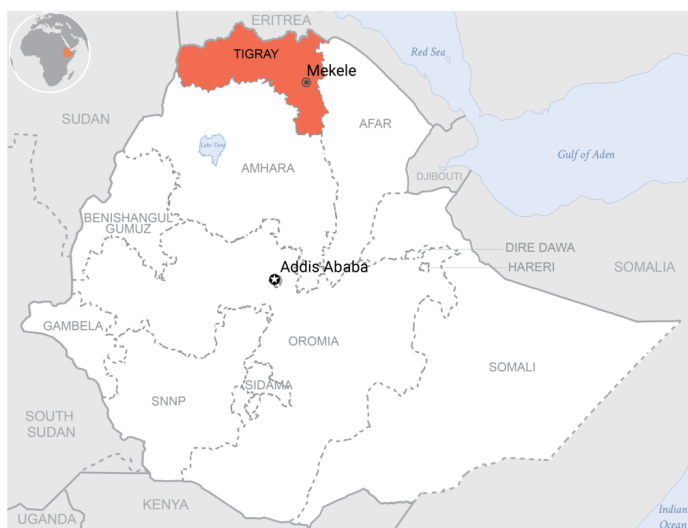


HIGHLIGHTS (9 Jul 2021)

- Humanitarian access within most of Tigray is significantly improving, with large areas now accessible while the flow of humanitarian supplies into the region remains blocked.
- Humanitarian partners gradually resumed operations including food distribution, water trucking, medical supplies and farming seeds.
- Humanitarian operations are constrained by the absence of fuel, banking services, telecommunications and electricity.
- Additional staff, supplies, and restoration of basic services are urgently needed for the continuity of humanitarian operations.
- The Northern Ethiopia Humanitarian Response Plan is facing a significant funding gap of \$433 million until the end of the year.



The boundaries and names shown and the designations used on this map do not imply official endorsement or acceptance by the United Nations. © OCHA

KEY FIGURES

5.2M

People in need

5.2M

People targeted

63,110

Refugees in Sudan since 7 November

FUNDING

\$854M

Requirements (May - December)

\$433M

Outstanding gap (May - December)

CONTACTS

Hayat Abu-Saleh

Public Information Officer

abusaleh@un.org

Peter Ekayu

Deputy Head of Office, OCHA Ethiopia

ekayu@un.org

BACKGROUND (9 Jul 2021)

Disclaimer

This report is prepared by OCHA Ethiopia with the support of Cluster Coordinators. The data/information collected covers the period from 28 June - 5 July. The dashboard data below is as of 22 June. In some cases, access and communication constraints mean that updates for the period are delayed. The next issue of the sitrep will be published on 15 July.

VISUAL (24 Jun 2021)



ETHIOPIA

Results from Northern Ethiopia Response Plan (since 1 May)

As of 23 June 2021



CLUSTERS

10



PARTNERS

54



PEOPLE IN NEED

5.2M



PEOPLE TARGETED

5.2M












PEOPLE REACHED

3.67M

On 14 May, humanitarian partners finalized the **Northern Ethiopia Response Plan** which outlines the planned response from May to December 2021. This dashboard provides an overview of the response progress by cluster against the plan, with details on progress against key cluster indicators. The progress is monitored by clusters on a weekly basis.



CLUSTER	PARTNERS <small>Since 1 May 2021</small>	PEOPLE IN NEED	PEOPLE TARGETED	PEOPLE REACHED	KEY INDICATORS	TARGET <small>May-December 2021</small>	REACHED* <small>Since 1 May 2021</small>	% REACHED
 FOOD	7	5.2M	5.2M	3.67M **	# of people reached with food assistance in round 1 (started on 27 March) # of people reached with food assistance in round 2 (started on 10 May)	5.20M 5.20M	3.67M** 110K	71%** 2%
 WASH	18	4.5M	3.2M	631K	# of people having access to safe drinking water through emergency water trucking # of people having access to safe drinking water through durable solution # of people reached through essential sanitation and hygiene message # of people provided with lifesaving WASH NFI # of people accessing sanitation facility (latrines & bathing/hand washing facilities)	1.84M 2.90M 2.95M 2.25M 1.22M	631K 442K 93K 518K 70K	34% 15% 3% 23% 6%
 AGRICULTURE	6	2M	1.2M	261K	# of HH who benefited from distribution of agricultural inputs (emergency seed) # of households that received animal health support services (vaccination and treatment) # of households that received emergency animal feed (hay, forage seed, concentrate) # of households that benefited from draft power support and livestock asset restoration # of people that benefited from capacity building activities	250K 736K 315K 270K 2.50M	53K 0 0 0 0	21% 0% 0% 0% 0%
 ESNFI	26	3.2M	2.9M	167K	# of displacements affected populations that have received non-food items that consider the most vulnerable or at risk and beneficiaries' safety # of displacements affected population receiving emergency shelter and NFI assistance that considers the needs of women, children, people with disabilities and the safety of beneficiaries	1.10M 709K	167K 131K	15% 18%
 CCCM	3	1.8M	1.2M	130K	# of camps coordinated, including information management # of individuals benefited from community participation, mobilization/self-governance # of training provided on capacity building of stakeholders, including government camp management focal points	100 560K 30	38 130K 3	38% 23% 10%
 HEALTH	23	3.8M	2.3M	87K	# of OPD consultations (individuals) # of children 6 months-15 years receiving emergency measles vaccination # of health facilities rehabilitated and are fully functional in areas affected by humanitarian crisis and health emergency # of health facilities conducting integrated diseases surveillance and reporting # MHNT in crises affected locations # of health facilities with capacity for clinical management of rape # of health facilities with capacity for clinical management of MHPSS	2.30M 750K 100 200 100 40 40	87K 888 37 36 55 21 30	3.7% 0.1% 37% 18% 55% 53% 75%
 NUTRITION	12	1.6M	1.4M	66K	# of children 6-59 month children benefiting from BSFP # of PLW benefiting from BSFP # of children treated for SAM # of MAM children benefiting from TSFP # of MAM PLW benefiting from TSFP # of pregnant and lactating women benefiting from IYCF counseling	658K 184K 23K 313K 225K 1.50M	66K 22K 1.5K 17K 13K 10K	10% 12% 6% 5% 6% 1%
 EDUCATION	15	1.4M	0.72M	16K	# emergency-affected girls and boys accessing formal or non-formal education opportunities, including early learning # emergency-affected girls and boys benefitting from learning materials # children learning in TLS/classroom repairs with safe school protocols # female and male education stakeholders trained/capacity strengthened (incl. teachers/facilitators, NGO personnel, education authorities and parents/caregivers) # emergency-affected girls and boys benefiting from emergency school feeding	420K 720K 450K 8.4K 126K	16K 8K 8K 1.5K 1K	4% 1% 2% 18% 1%
 PROTECTION	22	2.7M	1.4M	5K	# women, men, girls and boys accessing CP and GBV risk mitigation, prevention, response service # of children (and caregivers) accessing mental health and psychosocial support # unaccompanied and separated children accessing family-based care or a suitable alternative care arrangement # of women and girls of reproductive age provided with dignity kits # of individuals with specific needs identified and referred for assistance	436K 27K 69K 18K 299K	5K 4K 3K 2K 2K	1% 14% 4% 12% 1%



LOGISTICS

cargo transported on behalf of partners (in metric tons)	4.4K	1.1K	26%
# information management products produced and shared	69K	3K	4%
storage space made available for common storage (in sqm)	10.7K	10.7K	100%
mobile storage units made available (in sqm)	43.8K	21.4K	49%
# of agencies and organisations served through common services	160	27	17%

The boundaries and names shown and the designations used on this map do not imply official endorsement or acceptance by the United Nations.
Creation date: 23 Jun 2021 Sources: Clusters Feedback: ocha-eth@un.org www.unocha.org www.reliefweb.int

*Cumulative ** 4.77 million people (92%) have been reached since the start of Round 1 (27 March)

BACKGROUND (9 Jul 2021)

Situation Overview

Since the Tigray Defense Forces (TDF) took control of most parts of Tigray on 28 June, following the withdrawal of the Ethiopian Defense Forces from the capital, Mekelle, the security situation remains volatile and unpredictable. The overall situation in major towns, including Mekelle, Adigrat, Adwa, Axum, and Shire remains calm with no significant incidents reported.

Humanitarian access within the region is significantly improving, with large areas now accessible. The UN and partners have assessed access along main roads to several areas for full resumption of aid delivery. During the reporting period, road movement was cleared from Shire to Selekleka in North-Western Zone and Axum to Adwa. From Mekelle, the road was cleared to Abi Adi and Yechi'la in Central Zone, to Samre in South Eastern Zone, to Adigrat in Eastern Zone, and to Maychew in Southern Zone.

The road from Mekelle to Alamata, in Southern Zone, was also cleared but access beyond it has been denied by Amhara Security Forces (ASF), who are still in control of areas south of Korem toward Alamata and beyond. Parts of North Western Zone bordering Western Zone, northern part of Sheraro, and areas bordering Eritrea remain inaccessible.

Road access from Mekelle to Addis Ababa via Afar region for staff rotation was possible on 1, 4, and 6 July. A limited staff movement into Tigray was allowed. The Government of Ethiopia announced on 1 July the possibility of approving UN flights to transport staff.

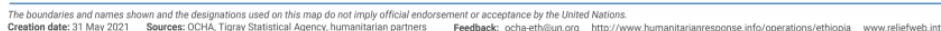
The flow of humanitarian supplies into the region remains blocked. In the Western Zone, which is under the control of ASF, humanitarian access was denied from Amhara and from Western Zone into the neighboring North Western Zone. A 29-truck convoy with WFP food aid was denied entry and forced to return to the Amhara region on 29 June. Five UNICEF trucks with water, sanitation, hygiene, health, and nutrition supplies are waiting to enter South Eastern Zone since 1 July, pending approval from federal authorities. The logistics cluster had to re-route food trucks from Mai Tsebri in North-Western Zone to Abala in Afar.

Electricity and telecommunications remain cut off, and banking services are still not available. However, the electricity was partially restored in Mekelle and Shire on 5 July for few hours before it was cut off again. Commercial flights to and from Mekelle, halted on 23 June, have not resumed.

Meanwhile, humanitarian supplies within the region are quickly depleting, including a severe shortage of fuel. In Mekelle, 23 IDP sites reportedly did not have access to water on 4 July due to fuel shortage to operate water pumps. Lack of fuel is also affecting the transportation of humanitarian supplies inside the region. Fuel price in the illegal market has reportedly increased from 35 birr per liter two weeks ago to 100 birr this week. Several partners were not able to provide cash assistance due to a lack of cash.

The humanitarian situation remains dire, and the needs are enormous, including food, nutrition, and medical services. Additional staff and supplies are urgently needed in Tigray, together with restoration of electricity and telecommunications, cash, and fuel to fully resume the scale-up of humanitarian operations. There is also a need for unexploded ordnance clearance in areas that were impacted by heavy fighting.

Humanitarian Access in Tigray



Page 4 of 12

Humanitarian Preparedness and Response

As of 8 July, there are 361 UN staff supporting the humanitarian response (38 international staff and 171 national staff in Mekelle and 25 international staff and 127 national staff in Shire).

Despite challenges, humanitarian partners are gradually resuming humanitarian operations. On 1 July, WFP resumed food deliveries after suspending its operations for about 48 hours. It reached 10,000 displaced people with emergency food assistance and gave nutritionally fortified food to 3,000 women and children, many suffering from malnutrition. WFP continued distributions reaching 30,000 people in North Western Zone.

On 30 June, IOM delivered fuel to operate water pumps and firewood for cooking in a few displacement sites in the Mekelle area, benefiting several thousand people. Partners provided water trucking services in major towns and to displacement sites across the region. In Shire town, partners rehabilitated some of the water supply systems currently functional at 40% capacity, providing piped water to over 40,000 people in IDP sites and host communities. An INGO partner continues to provide medical services in Samre town, in South-Eastern Zone. Agriculture cluster partners distributed over 2,500 MT of improved agricultural inputs to nearly 115,000 farming households (over 574,000 people) in 30 *Woredas* across Central, Eastern, North-Western, South Eastern, and Southern Zones. UNICEF and WHO are preparing to resume 55 mobile health and nutrition teams starting this week. This year, and by the end of June, more than 538,000 people - 20% of the total 2.7 million people targeted- were reached with emergency shelter and non-food items. With completed, ongoing, and planned distributions, about one million people, 36% of the targeted population, will be reached by the end of the year.

CLUSTER STATUS (9 Jul 2021)



Agriculture

Needs

- The targeted people for response are being revised from 250,000 households to over 550,000 households to cover the population at emergency security levels (IPC 3 and above) following the latest IPC findings, increased access, and possible returns of Internally Displaced Persons (IDPs) to their place of origin.

Response

- About 83,506 quintals (a quintal equals 100kg) of fertilizer were delivered to agricultural cooperative unions for distribution to farmers.
- Some 2,506 MT of improved agricultural inputs were distributed to 114,885 farming households (574,425 people) in 30 *Woredas* across Central, Eastern, North-Western, South Eastern, and Southern Zones.
- The Bureau of Agriculture has transported about 317 MT of seeds and fertilizers. In comparison, partners will transport 422 MT to the remaining 12 *Woredas* in Central and Eastern Zones to deliver these inputs in the next 3-4 weeks' time.

Gaps

- Delay with transportation of agricultural inputs due to high cost of fuel and lack of cash.
- Blackout of telecommunications.

CLUSTER STATUS (9 Jul 2021)



Camp Coordination and Camp Management

Needs

- Increased capacity to assist IDPs who wish to return to their places of origin.
- Increased needs of food among IDPs.
- Fuel and electricity to run generators for water pumps at IDPs sites.

Response

- Six IDPs sites in the Mekelle area were provided with firewood for cooking.

Gaps

- Procurement of supplies for IDPs sites is delayed due to closure of banks.

CLUSTER STATUS (9 Jul 2021)



Education

Needs

- No inputs provided by the cluster.

Response

- No inputs provided by the cluster.

Gaps

- No inputs provided by the cluster.

CLUSTER STATUS (9 Jul 2021)



Emergency Shelter & Non-Food Items



Needs

- Prioritize areas for the response that were inaccessible for months.
- Support spontaneous or organized return of IDPs to their areas of origin.
- Mapping of stocks and pipelines to identify immediate response priorities and capacities.
- Support communities hosting IDPs.

→ Response

- This year, and by the end of June, some 538,692 people - 20% of the total 2.7 million targeted were reached with ES/NFIs assistance. With completed, ongoing, and planned distributions, one million people - 36% of the targeted population will be reached by the end of the year.

↔ Gaps

- Some staff at rural areas were relocated to Mekelle due to the evolving events causing response interruption in several areas.
- Lack of fuel, electricity, communications, and cash.
- Disruption of supply chains including household consumables and humanitarian aid.
- Price inflation and limited supply against the increasing demands.
- Fuel price in the illegal market increased from 35 birr per liter two weeks ago to 100 birr during the reporting period.

CLUSTER STATUS (9 Jul 2021)



Food



Needs

- According to the latest unendorsed Integrated Food Security Phase Classification (IPC) analysis, without urgent and unimpeded food aid, over 400,000 people in Tigray region projected to face catastrophic conditions (IPC 5, Catastrophe); and over 1.8 million people in Emergency level of acute food insecurity (IPC 4) in Tigray could slide into starvation.
- Given the deteriorating food security and nutrition situation, partners are revising their planning figures upwards to include additional needs identified on the ground. It has proven very challenging for food partners to have absolute clarity on the population figures per location at this stage of the response due to the fluid context, poor or non-existing local government structure, and lack of documentation among the displaced population.

→ Response

- During the reporting period, partners continued food distribution in a few locations, including Mekelle, Endabaguna, Adi Hagheray, Maekal Adiyabo, and Maitsebri. Due to the evolving situation on the ground and the significant communication challenges, the information on the exact number of people assisted per location is still to be verified.
- From 27 March to 23 June (under round 1 food distribution), the three main food partners assisted 4,598,712 people with 77,611 MT of food.
- For Round 2 distribution (started mid-May), 381,550 people have been assisted with 6,467 MT of food in Southern and North-Western Zones.
- The National Disaster Risk Management Commission (NDRMC), and as of 23 June, has distributed 1,664 MT of food to 110,923 people in Ofla, Zata, and Raya Alamata *Woredas* in Southern Zone and 927 MT of food to 61,771 IDPs in Maykadra, Humera, and Dansha *Woredas* in Western Zone.
- The Joint Emergency Operation Program (JEOP) is progressing with Round 1 distribution of with 55,211 MT (73%) of the allocated food distributed, assisting 3,257,285 people as of 23 June. JEOP partners have also launched its Round 2 distribution though partners' activities have been negatively affected by the recent security development.
- As of 23 June, WFP has distributed 19,809 MT of food to 1,168,733 people under round 1. It is also conducting the second round of distribution, assisting 381,550 people with 6,467 MT of food in Korem, Raya Alamata and Ofla *Woredas* in Southern Zone, as well as Sheraro town, Endabaguna, Adi Hagery, Zana, and Tahtay Adiabo *Woredas* in North-Western Zone.

↔ Gaps

- Lack of fuel and cash, telecommunications and electricity blackout, and unavailability of banking systems.
- Delays in the movement of humanitarian cargo entering the region from other parts of the country.
- Delay in government-led beneficiary registration and targeting in some *Woredas* including Mekelle, Abi Adi, Adigrat and Enticho hindered the timely launch of planned food distribution.
- Inflexibility for timely inclusion of verified vulnerable new caseloads in food assistance without quota limitation.
- Limited size and composition of the current standard food basket. Some partners are exploring the option to provide a complete food basket and/or covering transportation or milling costs in the food assistance package in prioritized locations.

CLUSTER STATUS (9 Jul 2021)



Health



Needs

- Identify key hospitals and health facilities with civilians suffering traumatic injuries for case management, assessment and support.
- Strengthen disease surveillance to detect early disease outbreaks, including acute watery diarrhea and malaria.
- Replenish health core supplies to meet scale-up demands for the health response, including Mobile Health and Nutrition Teams (MHNTs) interventions to areas with coverage gaps.

- Engage health partners in the preparatory activities for the integrated measles campaign being planned with the Regional Health Bureau.
- Provision of health kits in key remote hospitals as health partners accesses these areas.

→ Response

- Essential medicine kits provided to five health cluster partners in Mekelle to support MHNTs and health facilities.
- Capacity assessment in Abi Adi and Hagereselam hospitals to identify needs.
- Trauma kits were provided to Adi and Hagereselam hospitals.
- Logistic support provided to the Regional Health Bureau to facilitate movements and respond and identify needs at health facilities.

↔ Gaps

- Black out of the telecommunications system blocking the flow of information on the situation on the ground.
- Lack of medical supplies for traumatic injuries at hospitals outside Mekelle.
- Lack of feeding rations for patients at hospitals.
- Lack of cash.
- Lack of fuel and electricity impacting movement of health partners and daily operations.

CLUSTER STATUS (9 Jul 2021)



Logistics



Needs

- Increased dedicated transport capacity to reach more areas across the region.

→ Response

- During the reporting period, the Logistics Cluster facilitated approximately 10 metric tons (MT) of humanitarian cargo inside Tigray on behalf of 2 partners.
- Logistics training were conducted for partners in Mekelle and Shire.
- The Logistics Cluster supports some 41 partners operating in Tigray.

↔ Gaps

- Ongoing insecurity and access constraints in some areas are hindering the transport of humanitarian cargo.

CLUSTER STATUS (9 Jul 2021)



Nutrition



Needs

- No inputs provided by the cluster.



Response

- No inputs provided by the cluster.



Gaps

- No inputs provided by the cluster.

CLUSTER STATUS (9 Jul 2021)



Protection



Needs

- No inputs provided by the cluster.



Response

- No inputs provided by the cluster.



Gaps

- No inputs provided by the cluster.

CLUSTER STATUS (9 Jul 2021)



Water, Sanitation and Hygiene (WASH)



Needs

- Fuel supply needed for carrying out operations.

- Replenish stocks and cash flow needed to continue with operations.
- Marker survey and application of cash vouchers for WASH/NFIs and hygiene supplies.
- Support reactivation of the Government's structures and WASH services at local level.

➔ Response

- Shire, water supply system is partially rehabilitated and currently functional at 40% capacity, providing piped water to over 40,000 people in IDP sites and host communities.
- With UNICEF financial support, the Regional Water Bureau (RWB) rehabilitated damaged water pipelines in Sheraro town, reducing water trucking distance from 20km to 2km.
- Local NGO Relief Society of Tigray (REST) rehabilitated 39 shallow wells in 8 *Woredas* in Central, Eastern, and South-Eastern Zones, benefiting about 8,520 people.
- RWB has repaired 10 water supply schemes in Axum, Wukromaray, Enderta, and Hiwane, benefiting 27,110 people.
- Catholic Relief Service rehabilitated one water scheme in Alaje *Woreda*, Southern Zone, providing safe water to 2,500 people.

↔ Gaps

- Lack of fuel and electricity significantly hinders WASH interventions, in particular water trucking operations and water generators.
- Shortages of WASH supplies due to limited availability at the local market and shortages of cash to replenish stocks.
- Interrupted or lack of telecommunications.
- Government structure is not yet fully functional.
- Looted WASH supplies, materials and infrastructure, equipment, vehicles, supplies and administrative offices.
- Limited presence of WASH partners in the Central, South-Eastern, Southern and North Western zones.

COORDINATION (9 Jul 2021)

Regular Meetings

Coordination platforms are functioning normally. The Inter-Cluster Coordination Groups (ICCG) in Mekelle and Shire are holding regular meetings. Coordination meetings between partners and the defacto local authorities are being initiated in the main hubs in Mekelle, Shire, Adigrat, Axum, and Abi Adi. Given the scale of the crisis and the need for rapid scale-up of assistance, clusters urgently require dedicated full-time coordinators and information management officers. Now that there is improved access within the region, there is need for more strengthened and permanent presence of partners in the field hubs. The defacto regional authorities have announced that the existing Emergency Coordination Center (ECC) in Mekelle will continue to meet weekly and provide a platform for interaction with clusters and humanitarian partners.

The defacto authorities are engaging with partners to rapidly scale up response to address the dire humanitarian needs in the region. However, stock levels are currently low, and there are still huge challenges to bring in supplies from outside the region.

EMERGENCY RESPONSE (9 Jul 2021)

Funding Update

The Northern Ethiopia Humanitarian Response Plan is seeking US\$853 million until the end of the year to assist 5.2 million people. Despite agencies' reallocation of funds and new funding received, the planned humanitarian response is facing a significant funding gap of \$433 million until the end of the year. Information on how much funding is available for the response is updated on a continuous basis and can fluctuate based on new pledges and confirmed contributions by donors. As this information is further clarified the estimation of the funding available and funding gap will be updated.

Recently, Canada, Italy, New Zealand, Norway, and the United Kingdom contributed and pledged a combined \$8.7 million to the Ethiopian Humanitarian Fund.

OCHA coordinates the global emergency response to save lives and protect people in humanitarian crises. We advocate for effective and principled humanitarian action by all, for all.

https://twitter.com/OCHA_Ethiopia

<https://www.humanitarianresponse.info/en/operations/ethiopia>

<https://reliefweb.int/country/eth>

[About](#) [Terms of Use](#) [Privacy policy](#) [Copyright notice](#)

