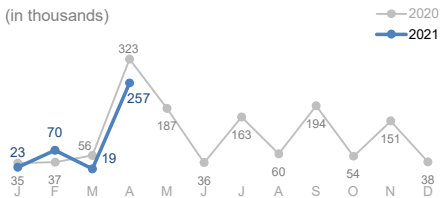


View the interactive dashboard here: <https://unhcr.github.io/dataviz-somalia-prmn/index.html>

TOTAL DISPLACEMENTS

257,000 in April
370,000 (Jan - Apr 2021)
128,000 (Jan - Apr 2020)

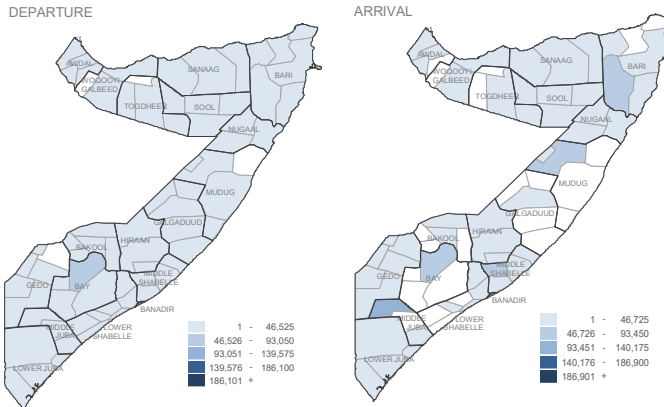
The UNHCR-led PRMN implemented in partnership with NRC reported 257,000 new internal displacements across the country in the month of April 2021. Of these, 243,000 were triggered by conflict/insecurity while 12,000 drought were related to drought and loss of livelihood.



BY REGION (Jan - Apr 2021)

DEP	ARR
Hiraan	3,040 2,710
Lower Shabelle	27,260 16,340
Middle Shabelle	7,530 7,380
Gedo	36,550 35,520
Bay	63,540 58,790
Bari	4,010 5,220
Lower Juba	3,980 4,460
Galgaduud	8,830 10,530
Mudug	7,010 5,880
Bakool	5,310 3,960
Sanaag	4,780 4,560
Middle Juba	1,180 7,820
Banadir	186,130 197,570
Awdal	2,470 2,460
Togdheer	1,410 1,190
Sool	3,840 3,760
Nugaal	2,370 1,150
Woq. Galbeed	510 430

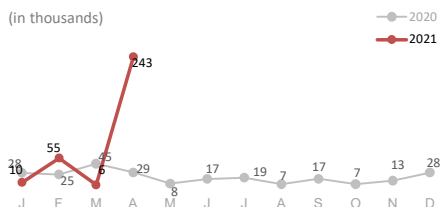
BY DISTRICT (Jan - Apr 2021)



CONFLICT / INSECURITY DISPLACEMENTS

243,000 in April
314,000 (Jan - Apr 2021)
97,000 (Jan - Apr 2020)

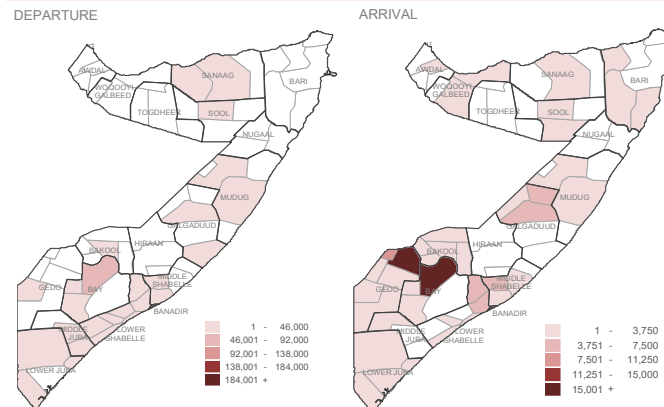
Major displacements occurred in Banadir district (183,000) in Banadir region, Baidoa district (49,000) in Bay region, Wanla Weyn district (3,000) in Lower Shabelle region and Hobyo (3,000) in Mudug region, due to military offensive and AS related



BY REGION (Jan - Apr 2021)

DEP	ARR	
Lower Shabelle	23,840 13,570	
Bay	52,030 52,370	
Galgaduud	8,620 8,620	
Gedo	27,830 27,850	
Bakool	2,890 2,520	
Lower Juba	1,930 2,160	
Sool	1,050 1,030	
Sanaag	80 10	
Middle Juba	320 160	
Togdheer		
Mudug	5,170 3,370	
Banadir	183,310 183,310	
Middle Shabelle	5,450 5,000	
Hiraan	240 240	
Bari	220 630	
Nugaal		
Awdal	10 10	
Woq. Galbeed		90

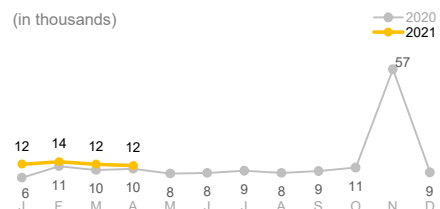
BY DISTRICT (Jan - Apr 2021)



DROUGHT RELATED DISPLACEMENTS

12,000 in April
50,000 (Jan - Apr 2021)
27,000 (Jan - Apr 2020)

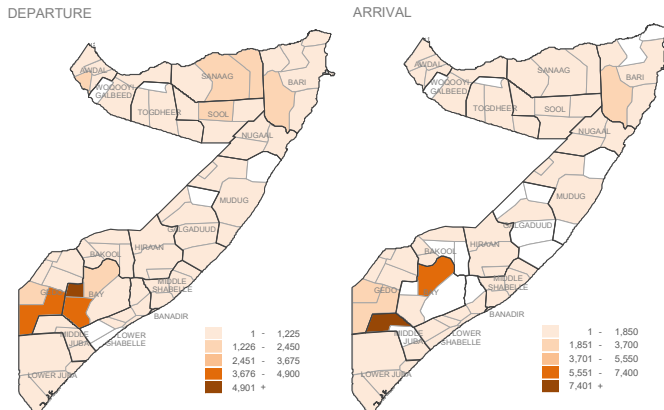
During the month, just over 12,000 persons were displaced where the main reason given was drought. Baardheere (1,300) district in Gedo region, Belet Weyne (1,100) district of Hiraan and Jowhar (700) district in Middle Shabelle region, recorded the highest displacements.



BY REGION (Jan - Apr 2021)

DEP	ARR
Bay	11,270 6,260
Bari	3,490 4,140
Sanaag	4,390 4,260
Bakool	2,320 1,240
Awdal	2,420 2,410
Sool	2,390 2,210
Gedo	7,960 7,070
Lower Shabelle	3,220 2,740
Mudug	1,660 2,320
Togdheer	940 850
Hiraan	2,790 2,590
Nugaal	1,700 860
Lower Juba	1,870 2,120
Woq. Galbeed	380 320
Middle Juba	830 7,490
Banadir	190 930
Middle Shabelle	2,030 2,090
Galgaduud	210 150

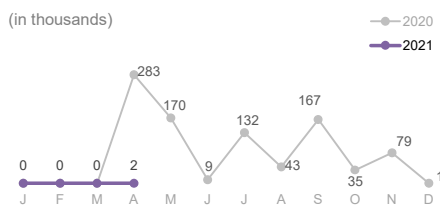
BY DISTRICT (Jan - Apr 2021)



FLOOD DISPLACEMENTS

2,000 in April
2,000 (Jan - Apr 2021)
100 (Jan - Apr 2020)

There were no displacements recorded due to floods in the reporting month. During the reporting month, Banadir (1,600) district of Banadir region recorded the highest displacements due to floods.



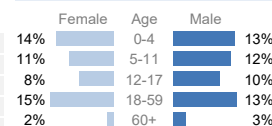
BY REGION (Jan - Apr 2021)

DEP	ARR	
Hiraan		
Lower Shabelle	200	
Middle Shabelle		
Gedo	120	
Lower Juba	40	40
Bari		
Mudug	10	10
Banadir	1,610	1,790
Middle Juba	30	150
Galgaduud		
Bakool		
Bay		
Awdal		30
Sool		
Woq. Galbeed		
Sanaag		
Togdheer		
Nugaal		

PRIORITY NEED ON ARRIVAL (Apr 2021 in %)

	Water	Shelter	Food	Health	Protection	Other
Awdal	54	3	2	41		
Bakool	96	4				
Banadir	39	21	5	35		
Bari	23	2	42	3	23	7
Bay	100					
Galgaduud	14		86			
Gedo	53	1	4	1	42	
Hiraan	89			11		
Lower Juba	54	45	2			
Lower Shabelle	25	12		48	15	
Middle Juba	100					
Middle Shabelle	17	80	2			
Mudug	45	12	13	12	16	2
Nugaal						
Sanaag	78	1	1		20	
Sool	83			7	9	
Togdheer	27	9	1	62		
Woq. Galbeed	45	10			45	

AGE & GENDER (Apr 2021)*



Women & children 84%
 * disaggregated data for displaced persons are based on those displacement reports where data has been collected at household level

NEED

Food	Protection
Water	Livelihood
Shelter	Humanitarian Aid
Health	Transport
Other	

About PRMN

The PRMN (Protection & Return Monitoring Network) is a UNHCR-led project which identifies and reports on displacements (including returns) of populations in Somalia. The network also identifies and reports on protection risks and incidents underlying such movements. Only figures collected by PRMN are reported above. Not all displacements in Somalia are captured. This dashboard should be read in conjunction with the Notes on PRMN Methodology (<https://data2.unhcr.org/en/documents/details/53888>) which outline the approach and certain limitations. The figures shown are for numbers of individuals and are based on interviews with key informants and/or displaced households at destination (unless otherwise noted). Further information and datasets available on request use contact below.

Partner



UNHCR is grateful for the generous contributions of donors who have directly contributed to the UNHCR Somalia operation in 2021

