

Somalia

1 - 31 December 2020

In December, 38,000 new internal displacements were monitored by the UNHCR-led Protection and Return Monitoring Network (PRMN). Drivers include conflict and insecurity (28,000), drought (9,000), floods (1,000) and other (1,000).

24,453

Refugees and Asylum-seekers

At the end of December 2020, there were 24,453 refugees and asylum-seekers registered in Somalia, mainly from Ethiopia (13,022 asylum seekers and 4,177 refugees) and Yemen (6,371 refugees). The remaining 864 persons were from other countries including Syria (618), Tanzania (118) and Eritrea (88).

Region	Ethiopia	Yemen	Other
Woq. Galbeed	9,373	2,789	650
Bari	4,946	1,201	11
Nugaal	1,516	204	13
Mudug	973	22	15
Togdheer	187	79	32
Sanaag	143	15	4
Awdal	50	116	8
Banadir	6	1,896	131
Sool	5	12	
Middle Shabelle			1
Lower Shabelle			55
Other			
TOTAL	17,199	6,390	864

Lower Shabelle region received the highest number of displaced persons (25,000), while Banadir (2,000), Middle Juba (2,000) and Bay (2,000) also received IDPs.

92,097

Refugee returnees (2014 - 2020)

Since December 2014, 92,097 Somali refugees have voluntarily returned to Somalia with UNHCR's assistance from different countries of asylum including Kenya, Yemen, Djibouti, Libya, Sudan and Eritrea. In addition, some 39,286 Somalis have arrived from Yemen unassisted since March 2015.

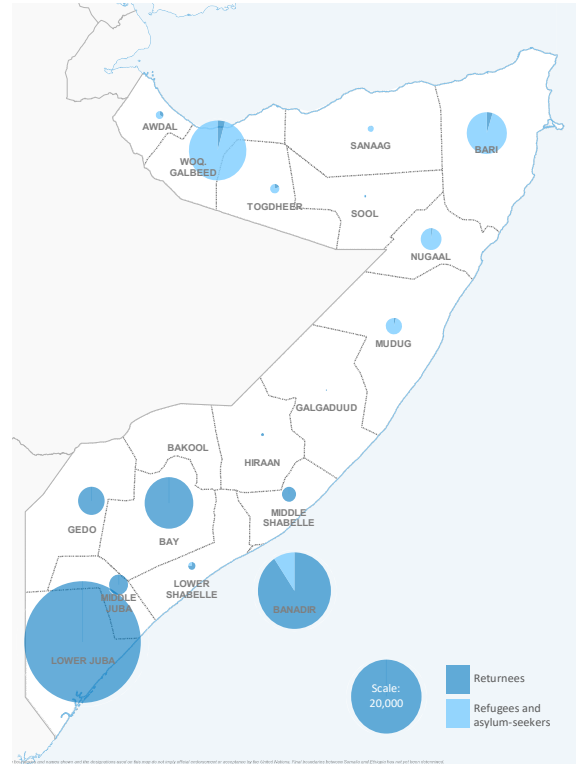
Region	Kenya	Yemen	Other
Lower Juba	54,475	16	126
Banadir	15,557	4,120	816
Bay	9,655	83	3
Gedo	2,922	2	33
Middle Juba	1,539		1
Middle Shabelle	798	41	25
Lower Shabelle	104	79	1
Hiraan	42	6	22
Woq. Galbeed	18	527	252
Galgaduud	15		3
Nugaal	13	29	16
Other	33	513	212
TOTAL	85,171	5,416	1,510

Population of concern

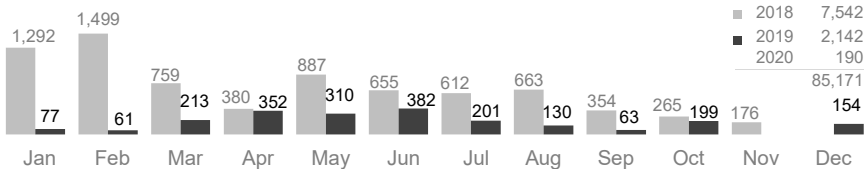
*Internally displaced persons	2,648,000
Returnees	92,097
Asylum-seekers	13,230
Refugees	11,223

*Estimated number of IDPs as of 31 July 2018 (Source: Information Management Working Group)

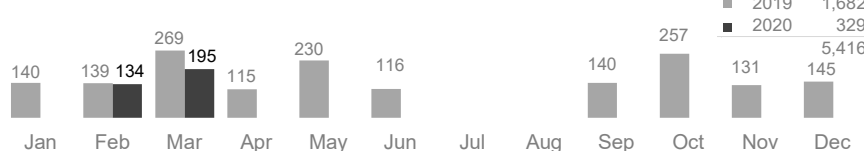
Returnees, refugees and asylum-seekers in Somalia



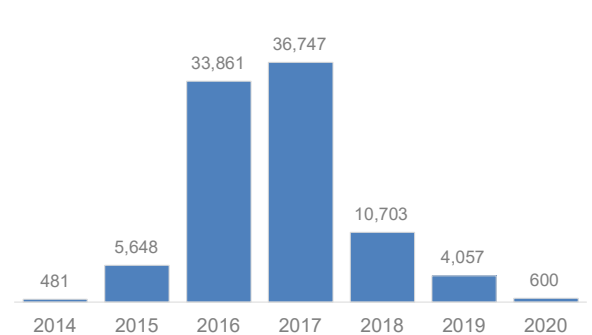
Somali returnees from Kenya by month



Assisted spontaneous returnees from Yemen by month



Number of returnees (with assistance from UNHCR) since 2014

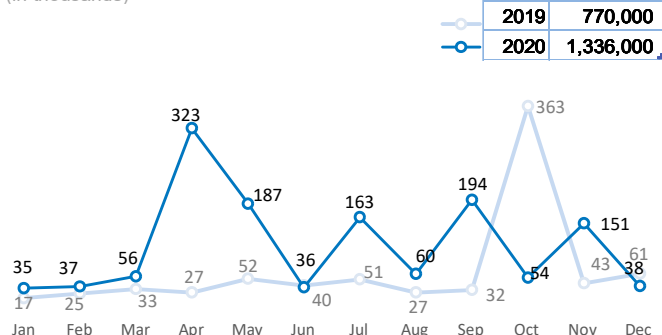


Internal displacement in Somalia

Displacements monitored by UNHCR Protection and Return Monitoring Network (PRMN)

Monthly internal displacement (2019-2020)

(in thousands)



2020 displacement reasons

Flood	919,000
Conflict/Insecurity	242,000
Drought related	157,000
Other	18,000
Total	1,336,000

2020 top arrival regions

Lower Shabelle	294,000
Hiraan	292,000
Middle Shabelle	251,000
Banadir	107,000
Gedo	69,000
Bay	63,000
Galgaduud	48,000
Bari	45,000
Other	167,000
Total	1,336,000

December 2020 displacement reasons

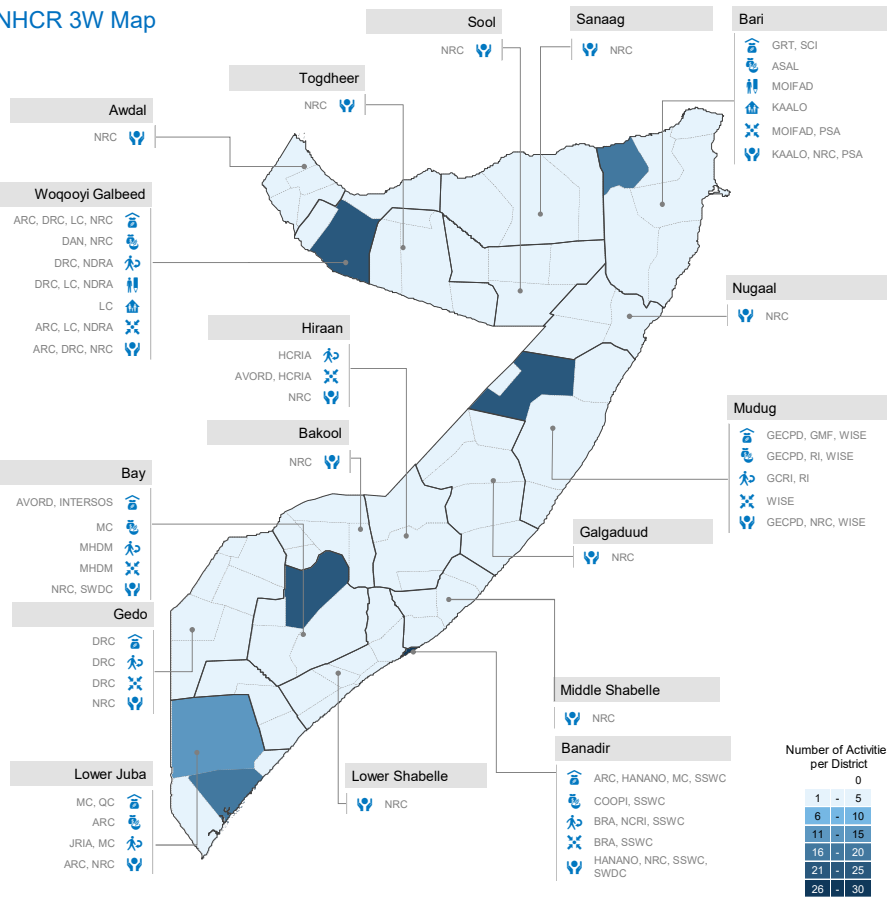
Conflict/Insecurity	28,000
Drought related	9,000
Other	1,000
Flood	1,000
Total	38,000

December 2020 top arrival regions

Lower Shabelle	25,000
Banadir	2,000
Middle Juba	2,000
Bay	2,000
Bari	1,000
Lower Juba	1,000
Sool	1,000
Mudug	1,000
Other	
Total	38,000

Somalia

UNHCR 3W Map



Number of activities by region and category

Category	Sub-category
BASIC NEEDS AND ESSENTIAL SERVICES	Water, Transport, Cash Grants, Core Relief Items, Education, Health
LEADERSHIP, COORDINATION AND PARTNERSHIPS	Cluster Coordination - Protection, Shelter, CCCM
FAVOURABLE PROTECTION ENVIRONMENT	Facility Rehabilitation, Equipment, Peaceful Coexistence
FAIR PROTECTION PROCESSES AND DOCUMENTATION	Registration, Profiling, Civil Documentation
DURABLE SOLUTIONS	Return Assistance, Transit Center, Counseling
SECURITY FROM VIOLENCE AND EXPLOITATION	Legal Protection, SGBV Prevention & Response, Material Assistance, PRMN
COMMUNITY EMPOWERMENT, SELF RELIANCE AND SELF MANAGEMENT	Cash Grants, Employment, Business, Vocational Training
LOGISTICS AND OPERATIONS SUPPORT	PDM, Warehouse Management, Transport

UNHCR Presence

Staff

117 National Staff
43 International Staff
28 Affiliate Workforce

Offices

1 Country Office in Mogadishu
3 Sub-Offices in Gaalkacyo, Hargeysa and Mogadishu
1 Field Office in Bossaso
6 Field Units in Baidoa, Dhobley, Garoowe, Kismayo, Berbera and Doolow
1 Support Office in Nairobi

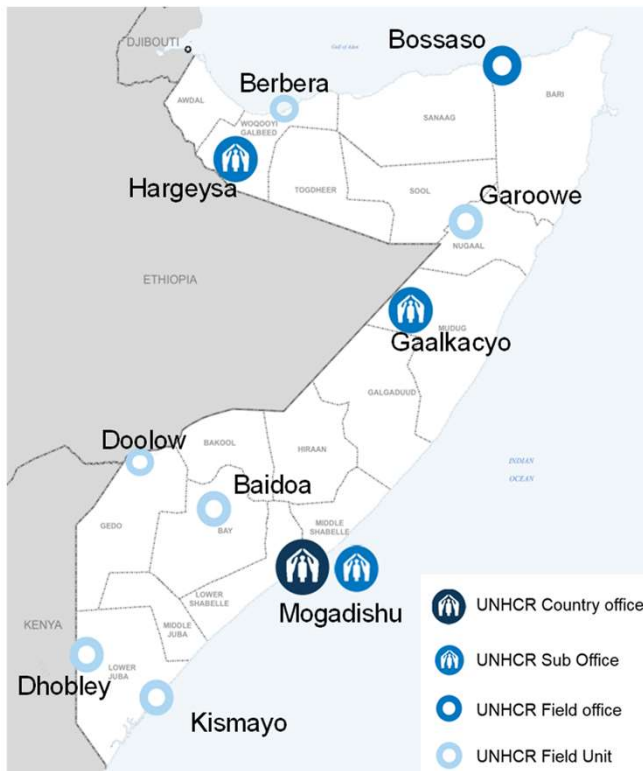
Contact

Johann Siffointe, Representative, Somalia
siffoint@unhcr.org, Cell: +252 616 141 315, Cell: +254 731 688 141

Links

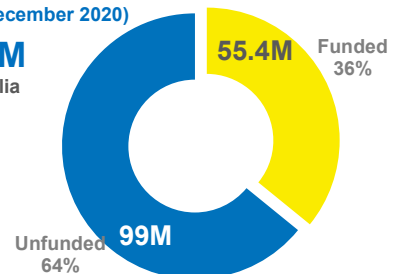
[Somalia: Global Focus](#) - [Somalia: Information sharing portal](#) - [UNHCR Somalia](#) - [@UNHCRSom](#) - [Facebook: UNHCR Somalia](#) - [Somalia internal displacement](#)

UNHCR is grateful for the generous contributions of donors who have directly contributed to the UNHCR Somalia operation in 2020



Funding (as of 15 December 2020)

USD 154.4 M
requested for Somalia



UNEARMARKED CONTRIBUTIONS | USD

Sweden 88.2 million | Private donors Spain 73.5 million | United Kingdom 45.7 million | Norway 41.4 million | Private donors Republic of Korea 37.5 million | Netherlands 36.1 million | Denmark 34.6 million | Private donors Japan 27.8 million | Germany 25.9 million | Japan 23.8 million | Private donors Italy 17.6 million | Switzerland 16.4 million | France 14 million | Private donors Sweden 12.8 million | Private donors USA 10.8 million | Italy 10.6 million
Australia | Austria | Azerbaijan | Belgium | Bulgaria | Canada | Costa Rica | Estonia | Finland | Holy See | Iceland | Indonesia | Ireland | Kuwait | Liechtenstein | Lithuania | Luxembourg | Malta | Monaco | Montenegro | Morocco | New Zealand | Peru | Philippines | Portugal | Qatar | Republic of Korea | Russian Federation | Saudi Arabia | Serbia | Singapore | Slovakia | South Africa | Sri Lanka | Thailand | Turkey | United Arab Emirates | Uruguay | Private donors

OTHER SOFTLY EARMARKED CONTRIBUTIONS | USD

Germany 74.9 million | United States of America 46.7 million | United Kingdom 24.8 million | Denmark 14.6 million | Private donors Australia 11.4 million | Canada 10.2 million | Private donors USA 8.9 million | Private donors Germany 6.2 million | Private donors Japan 4.5 million | France 4 million | Spain 3.4 million | Ireland 3.3 million | Sweden 3 million | Private donors United Kingdom 2.6 million | Private donors Republic of Korea 2.5 million | Private donors Lebanon 2.1 million
Czechia | Holy See | Iceland | Japan | Jersey | Liechtenstein | Luxembourg | Morocco | Norway | Private donors