

Somalia

1 - 30 September 2020

In September, 194,000 new internal displacements were monitored by the UNHCR-led Protection and Returns Monitoring Network (PRMN). Drivers include flood (167,000), conflict and insecurity (17,000), drought-related (9,000) and Other (2,000).

The floods have persisted into September as Haggaa season (Jul - Sep) ends and Deyr season (Sep - Nov) begins. Lower (96,000) and Middle (41,000) Shabelle region were the most affected by the floods

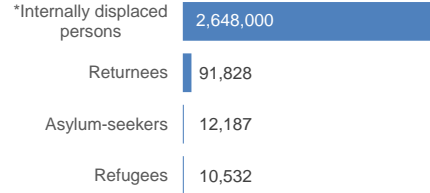
22,719
refugees & asylum-seekers

As of the reporting month, there were 22,719 refugees and asylum-seekers registered in Somalia, mainly from Ethiopia (11,999 asylum seekers and 4,107 refugees) and Yemen (5,981 refugees). 614 persons were from other countries including Syria (374), Tanzania (118), Eritrea (83) among others.

91,828
refugee returnees (2014 - 2020)

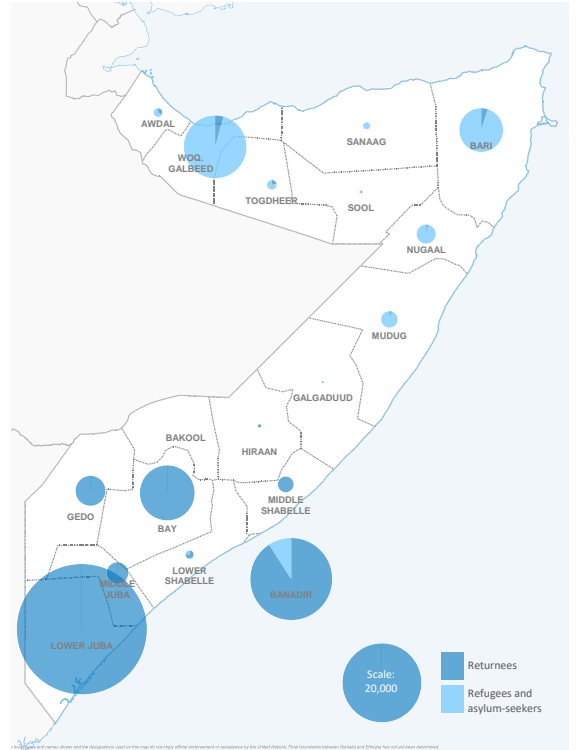
Since December 2014, 91,828 Somali refugees have voluntarily returned to Somalia with UNHCR assistance from different countries of asylum including Kenya, Yemen, Djibouti, Libya, Sudan and Eritrea. In addition, some 38,867 Somalis were monitored as arriving from Yemen since March 2015.

Population of concern



*Estimated internally displaced persons as of 31 July 2018 (Source: Information Management Working Group)

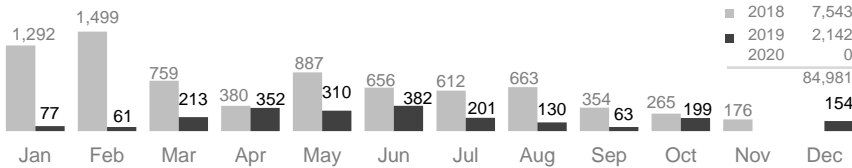
Returnees, refugee and asylum seekers map



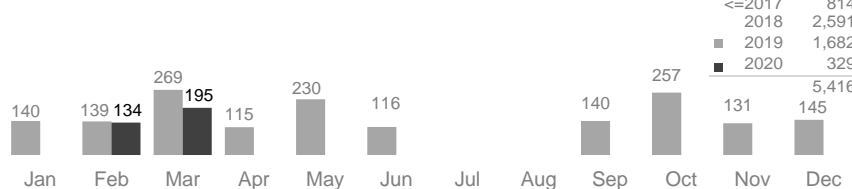
Region	Ethiopia	Yemen	Other
Woq. Galbeed	9,157	2,538	431
Bari	4,764	1,142	5
Nugaal	966	188	13
Mudug	844	19	10
Togdheer	158	67	24
Sanaag	145	14	4
Awdal	50	113	8
Banadir	14	1,850	119
Sool	7	12	
Middle Shabelle		1	
Lower Shabelle		55	
Other	1		
TOTAL	16,106	5,999	614

Region	Kenya	Yemen	Other
Lower Juba	54,374	16	126
Banadir	15,468	4,120	785
Bay	9,655	83	3
Gedo	2,922	2	33
Middle Juba	1,539		1
Middle Shabelle	798	41	25
Lower Shabelle	104	79	1
Hiraan	42	6	22
Woq. Galbeed	18	527	210
Galgaduud	15		3
Nugaal	13	29	16
Other	33	513	206
TOTAL	84,981	5,416	1,431

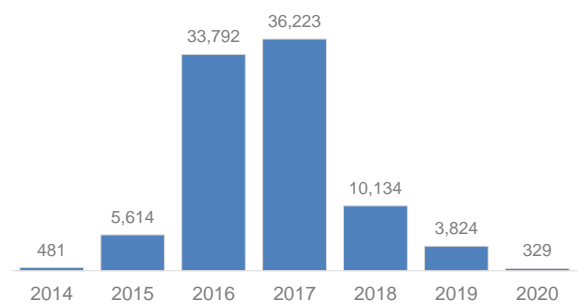
Somali returnees from Kenya by month



Assisted spontaneous returnees from Yemen by month



Number of returnees (with assistance from UNHCR) since 2014



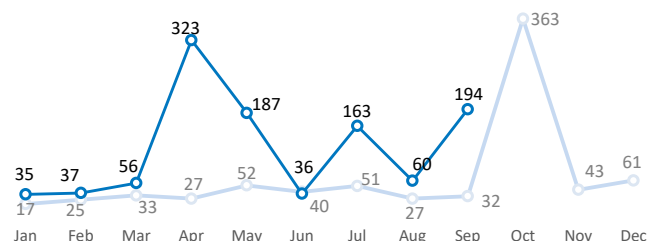
Somalia Internal DISPLACEMENT

Displacements monitored by UNHCR Protection and Return Monitoring Network (PRMN)

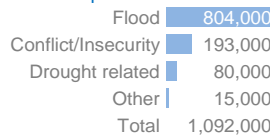
Monthly internal displacement (2019-2020)

(in thousands)

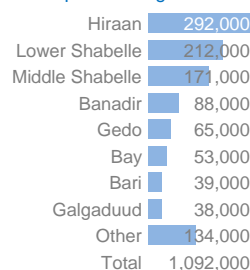
Year	People
2019	770,000
2020	1,092,000



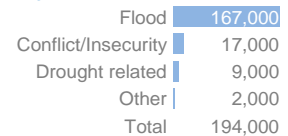
2020 displacement reasons



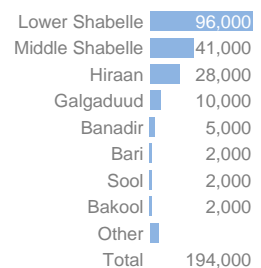
2020 top arrival regions



August 2020 displacement reasons

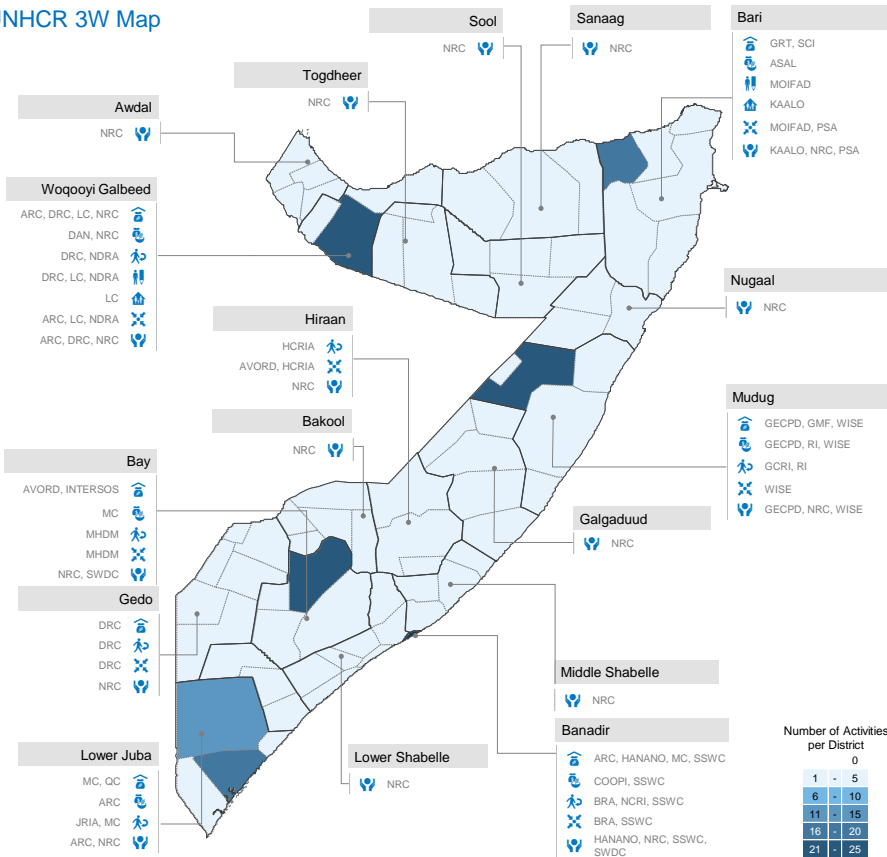


August 2020 top arrival regions



Somalia

UNHCR 3W Map



Number of activities by region and category

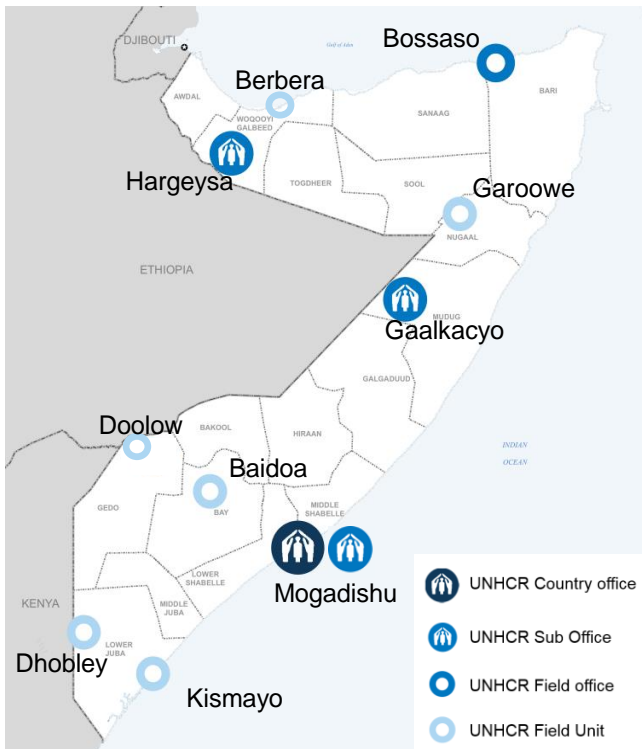
Region	Category 1	Category 2	Category 3	Category 4	Category 5	Category 6	Category 7
Awdal							4
Bakool							5
Banadir	10	3	3			3	9
Bari	6	2	1	4	1	1	8
Bay	8	3	3			1	12
Galgaduud							5
Gedo	2		2			1	6
Hiraan			1			1	3
Middle Juba							3
Lower Juba	11	1	6				19
Mudug	5	3	4	1		1	11
Nugaal							3
Sanaag							4
Middle Shabelle							4
Lower Shabelle							7
Sool							4
Togdheer							4
Woqooyi Galbeed	6	3	5	2	3	1	6

Category	Sub-category
BASIC NEEDS AND ESSENTIAL SERVICES	Water, Transport, Cash Grants, Core Relief Items, Education, Health
LEADERSHIP, COORDINATION AND PARTNERSHIPS	Cluster Coordination - Protection, Shelter, CCCM
FAVOURABLE PROTECTION ENVIRONMENT	Facility Rehabilitation, Equipment, Peaceful Coexistence
FAIR PROTECTION PROCESSES AND DOCUMENTATION	Registration, Profiling, Civil Documentation
DURABLE SOLUTIONS	Return Assistance, Transit Center, Counseling
SECURITY FROM VIOLENCE AND EXPLOITATION	Legal Protection, SGBV Prevention & Response, Material Assistance, PRMN
COMMUNITY EMPOWERMENT, SELF RELIANCE AND SELF MANAGEMENT	Cash Grants, Employment, Business, Vocational Training
LOGISTICS AND OPERATIONS SUPPORT	PDM, Warehouse Management, Transport

UNHCR Presence

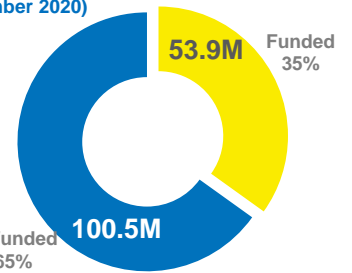
Staff
117 National Staff
41 International Staff
27 Affiliate Workforce

Offices
1 Country Office in Mogadishu
3 Sub-Offices in Gaalkacyo, Hargeysa and Mogadishu
1 Field Office in Bossaso
6 Field Units in Baidoa, Dhobley, Garoowe, Kismayo, Berbera and Doolow
1 Support Office in Nairobi



Funding (as of 29 September 2020)

USD 154.4 M
requested for Somalia



UNEARMARKED CONTRIBUTIONS | USD

Sweden 76.4 million | Private donors Spain 52.9 million | Norway 41.4 million | Netherlands 36.1 million | Denmark 34.6 million | United Kingdom 31.7 million | Private donors Republic of Korea 27.2 million | Germany 25.9 million | Private donors Japan 21 million | Switzerland 16.4 million | France 14 million | Private donors Italy 12.4 million | Italy 10.6 million | Private donors Sweden 10.5 million

Australia | Austria | Azerbaijan | Belgium | Bulgaria | Costa Rica | Estonia | Finland | Holy See | Iceland | Indonesia | Ireland | Kuwait | Liechtenstein | Lithuania | Luxembourg | Malta | Monaco | Montenegro | Morocco | New Zealand | Peru | Philippines | Portugal | Qatar | Republic of Korea | Russian Federation | Saudi Arabia | Serbia | Singapore | Slovakia | South Africa | Sri Lanka | Thailand | Turkey | United Arab Emirates | Uruguay | Private donors

OTHER SOFTLY EARMARKED CONTRIBUTIONS | USD

Germany 68.4 million | United States of America 46.7 million | United Kingdom 24.8 million | Denmark 14.6 million | Canada 10.2 million | Private donors Australia 8.4 million | Private donors USA 7.7 million | Private donors Japan 4.4 million | Private donors Germany 3.5 million | Spain 3.4 million | Ireland 3.3 million | Sweden 3 million | France 2.8 million | Private donors United Kingdom 2.3 million | Holy See | Iceland | Jersey | Liechtenstein | Luxembourg | Morocco | Norway | Private donors

Contact

Johann Siffointe, Representative, Somalia
siffoint@unhcr.org, Cell: +252 616 141 315, Cell: +254 731 688 141

Links

[Somalia: Global Focus](#) - [Somalia: Information sharing portal](#) - [UNHCR Somalia](#) - [@UNHCRSom](#) - [Facebook: UNHCR Somalia](#) - [Somalia internal displacement](#)

UNHCR is grateful for the generous contributions of donors who have directly contributed to the UNHCR Somalia operation in 2020

