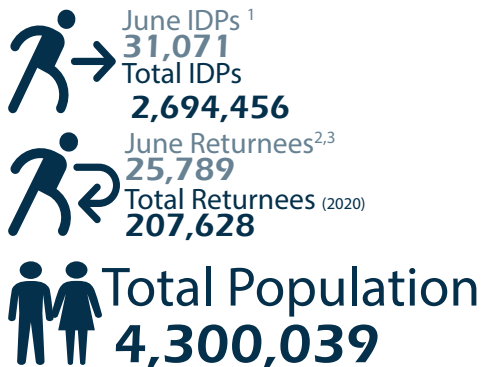


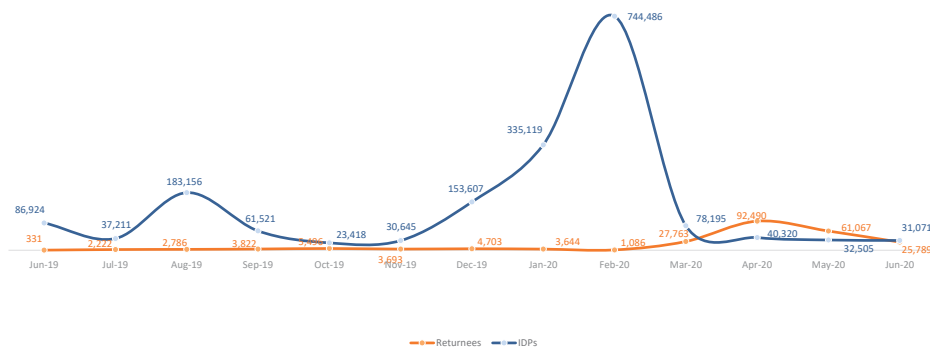
NSAG & TBAF CONTROLLED AREA POPULATION HIGHLIGHTS

The Mobility and Needs Monitoring (MNM) factsheet is published every month in order to enable humanitarian partners to deliver evidence-based humanitarian support to the most in-need communities in Syria. It provides users with an overview of monthly mobility trends, total population present, displacement flow, shelter conditions and priority needs by the whole of Syria and area of control.

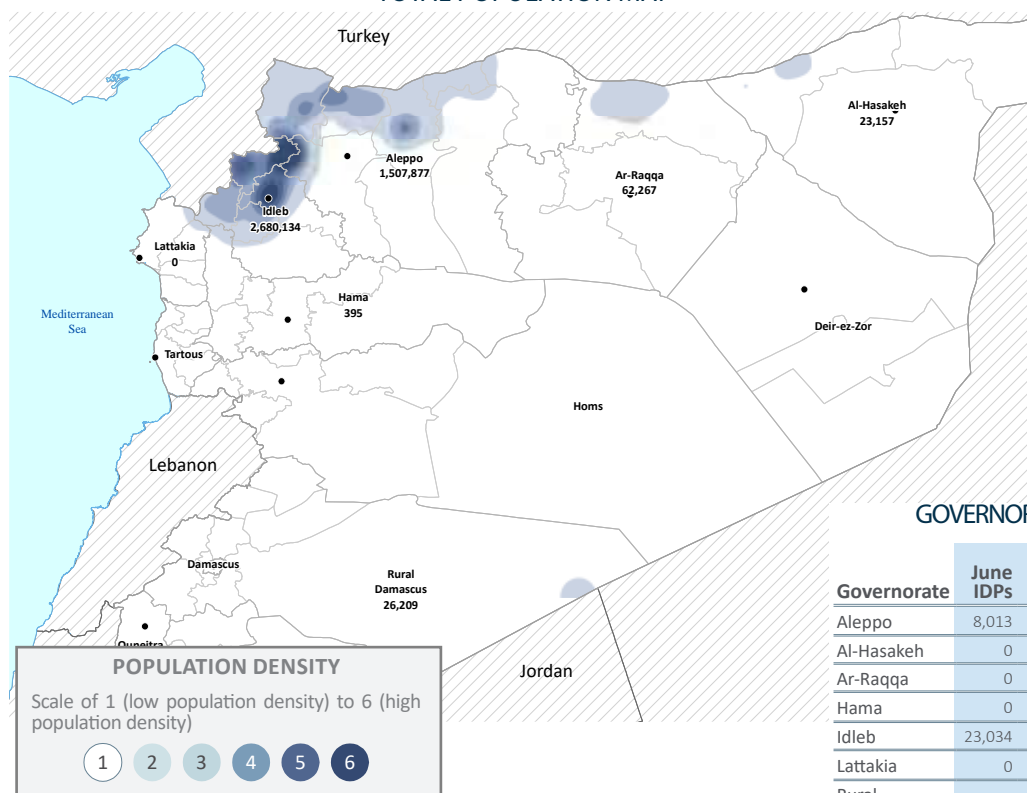
Disclaimer: The boundaries, areas, names and the designations used in this report, and all accompanying maps, do not imply official endorsement or acceptance. The complete methodology is available in the WoS MNM.



REGIONAL MOBILITY TRENDS



TOTAL POPULATION MAP



GOVERNORATE POPULATION BREAKDOWN

Governorate	June IDPs	Total IDPs	June Returnees	Total Returnees (2020)	Total Population
Aleppo	8,013	876,267	8,410	71,109	1,507,877
Al-Hasakeh	0	6,867	120	1,810	23,157
Ar-Raqqa	0	6,683	47	1,428	62,267
Hama	0	-	75	150	395
Idleb	23,034	1,782,202	17,137	133,131	2,680,134
Lattakia	0	-	-	-	-
Rural Damascus	24	22,437	-	-	26,209

MONTHLY IDP HIGHLIGHTS

Over the month of June, 31,071 IDPs were reported in areas under control of NSAG&TBAF forces. Displacement rates showed high variance within the sub-districts of origin and displacement, meaning there were no geographical locations in which displacement was highly clustered. A deterioration in the economic situation was the most important reasons for displacement, while socio-cultural ties were the most important reason underlying arrival to current locations. Dana sub-district absorbed 15 percent of the total number of IDPs (4,592 individuals), of whom 56 percent were displaced from Ehsem. 65 percent of IDPs in Dana reported that they were primarily motivated by better access to livelihood opportunities.

MONTHLY RETURNEE HIGHLIGHTS

Over the month of June, 25,789 returnees were reported in NSAG&TBAF controlled areas. All of these returns occurred from within Syria and was very heavily motivated by the improvement of the security situation at the place of origin (94 percent). The majority of returnees had previously been displaced in Dana sub-district (52 percent), of which most returned to the southwards, towards Teftnaz, Atareb and Ehsem sub-districts. The highest priority needs for returnees were reported to be livelihoods, food and water. Needs for food and water are critically high for returnees in Ziyara and Ein Issa sub-districts - both food and water is reported on behalf of between 90 and 100 percent of returnees.

¹ The information in this product is based on estimates/available data based on key informant methodology and is intended to serve as one source of data for further triangulation with other sources by the IDP Task Force and Population Task Force.

² Figures on the origin of IDPs should not be taken as accurate breakdowns by timeline, rather, they are calculated based upon community focal point approximations on majority numbers in an assessed location.

³ The definition of returnees is not related to the criteria of return in terms of safety and dignity, nor with any durable solutions defined strategy. Refugee return figures are collected in return areas inside Syria only and not in hosting countries. For further queries on refugee returns please refer to UNHCR



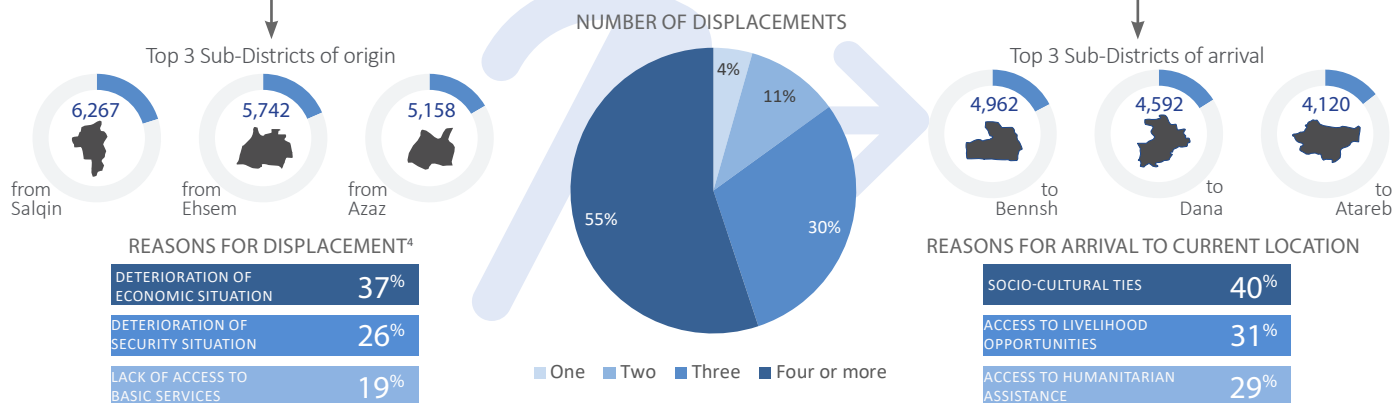
IDPs

2,694,456

Total IDPs in NSAG&TBAF controlled areas

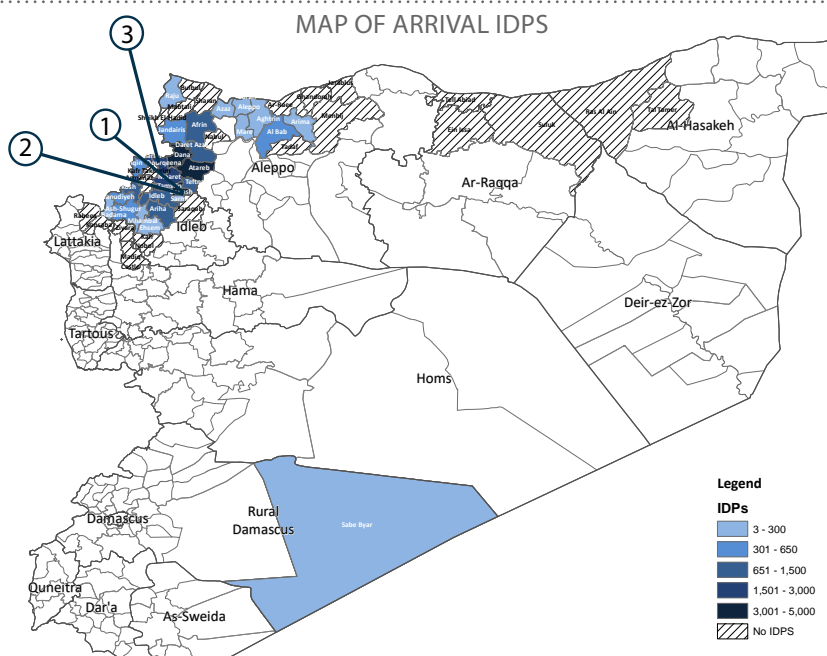
Disclaimer: The geographical boundaries and names used on this report/map(s) are not verified and do not imply official endorsement or acceptance by HNAP. Internally Displaced Persons (IDPs) are individuals who have been forced to flee their location of origin to another location within Syria for at least one month. They are either displaced from one location in Syria to another, or displaced within Syria after having had returned from abroad.

31,071 newly displaced IDPs
in NSAG&TBAF this month

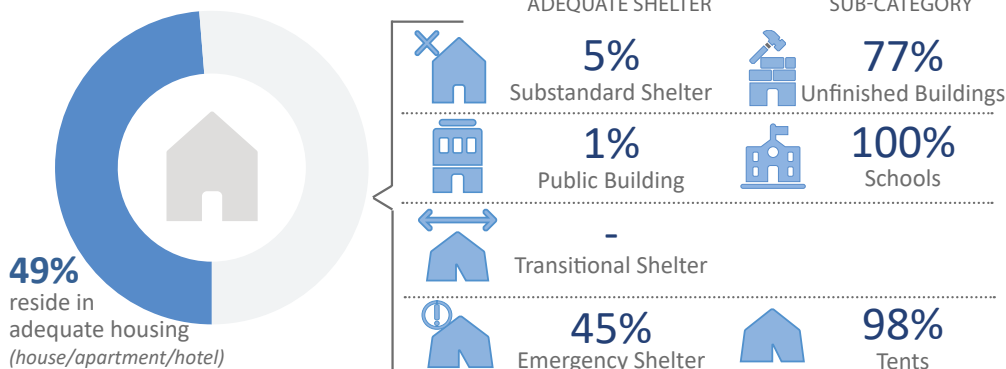


TOP 3 COMMUNITIES OF ARRIVAL


Community	Sub-District	IDPs
① Bennsh	Bennsh	2,382
② Foah	Bennsh	2,150
③ Harim	Harim	1,580



SHELTER TYPES



SHELTER OWNERSHIP



SYRIAN IDPS FROM ABROAD

Syrians arrived from abroad but not place of origin

COUNTRIES OF DISPLACEMENT

24



Jordan

3



Turkey

TOP SUB-DISTRICTS OF ARRIVAL

Sub-District	Governorate	IDPs from Abroad
Sabe Byar	Rural Damascus	24
Arima	Aleppo	3

TRENDS



* The percentages shown here only include reasons rated as "very important".

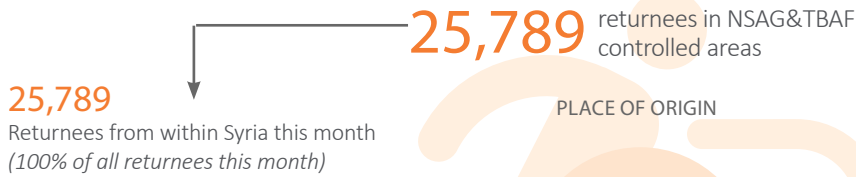
⁵ Basic services refer to municipality related issues, such as access to electricity and fuel, rubbish collection and road-works.



Returnees 207,628

Total returnees in NSAG&TBAF controlled areas in 2020

Returnees are individuals who have returned to their place of origin for at least one month after having previously fled their location of origin for at least one month.



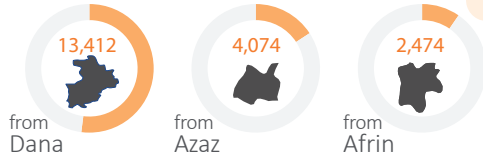
RETURNEES FROM WITHIN SYRIA

Returnees from within Syria are a subset of returnees who have returned to their place of origin for at least a month after having previously fled to another location within the Syria for at least a month.

RETURNEES FROM ABROAD

Returnees from abroad returned to their community of origin for at least a month after having previously fled to another location outside of Syrian borders for at least a month. Of note, HNAP has no means of verifying the reported country of displacement or the status held by returnees when in these countries.

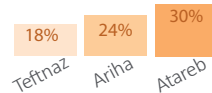
TOP SUB-DISTRICTS OF DISPLACEMENT




MOST IMPORTANT REASON FOR RETURN



TOP SUB-DISTRICTS OF ARRIVAL



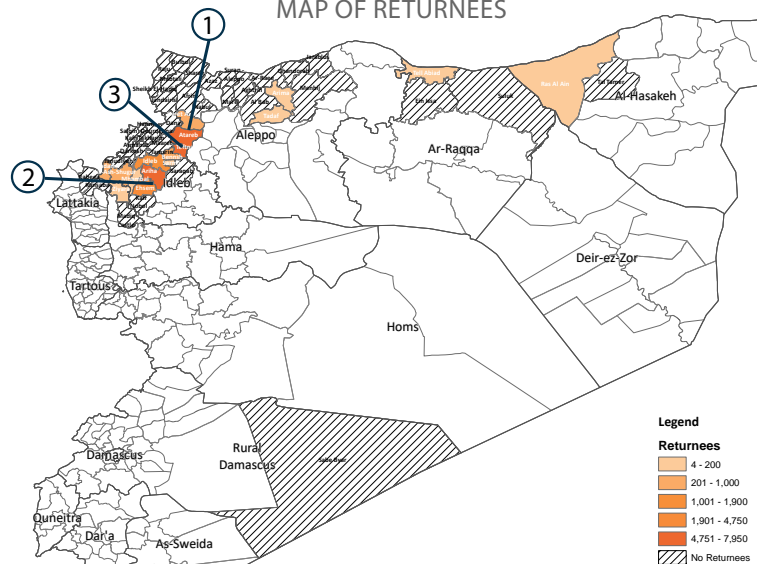
PRIORITY NEEDS



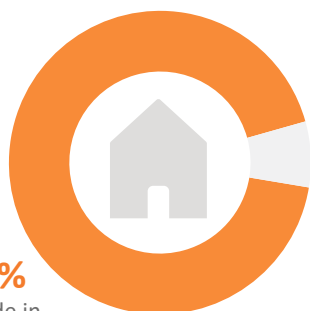
TOP 3 COMMUNITIES OF RETURN

Community	Sub-district	Returnees
1 Abzemo	Atareb	3,800
2 Shinan	Ariha	2,052
3 Maaret Elnaasan-Maaret Elhaski	Tefnaz	1,645


MAP OF RETURNEES



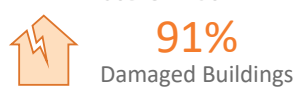
SHELTER TYPES



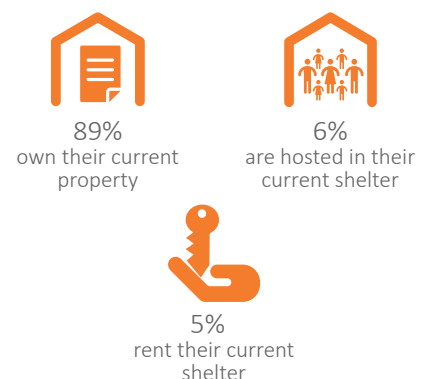
TYPE OF NON-ADEQUATE SHELTER



MOST COMMON SUB-CATEGORY

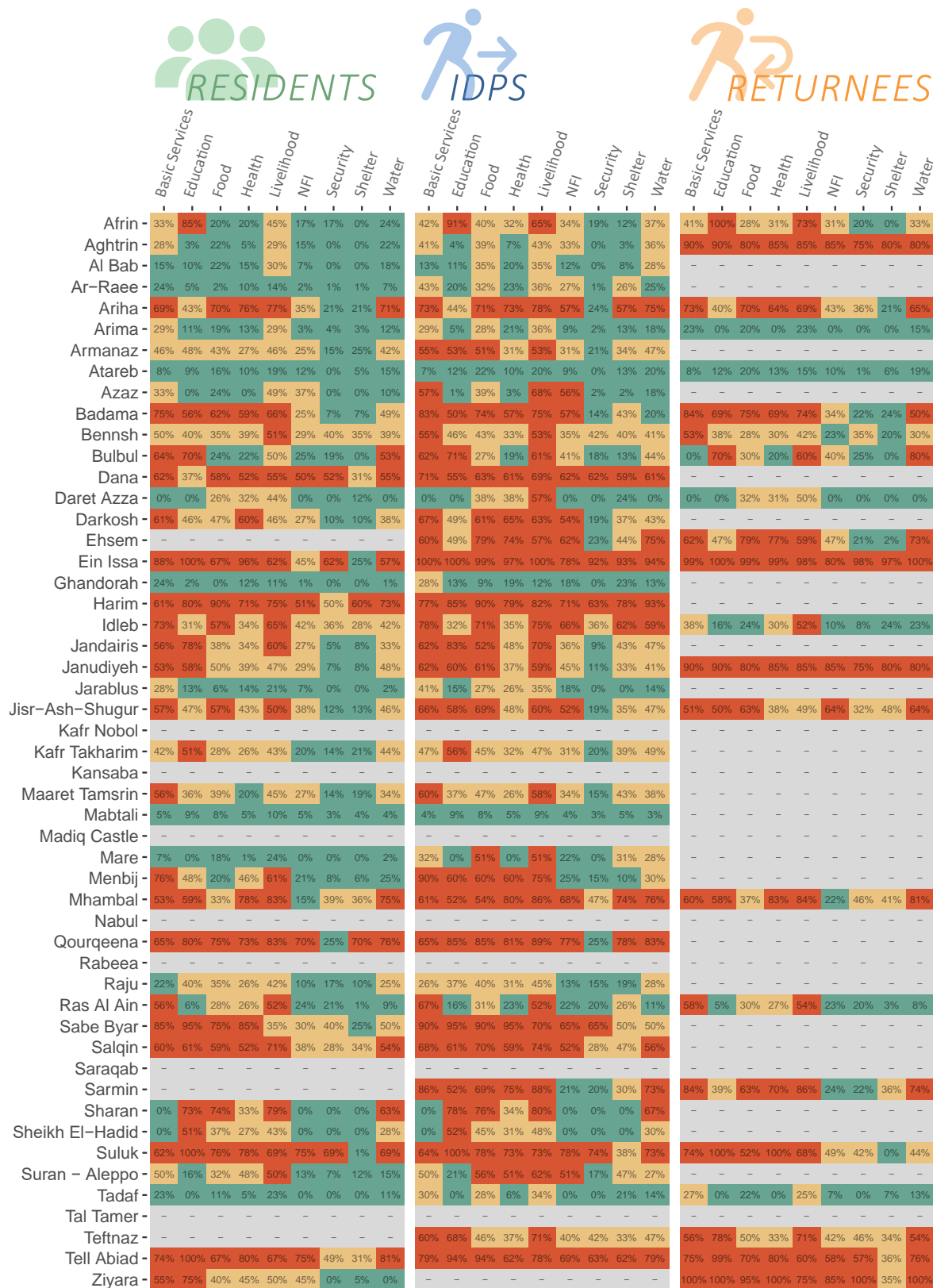


SHELTER OWNERSHIP



PRIORITY NEEDS FOR THE MONTH (%)

THE CHARTS BELOW INDICATE THE PROPORTION OF EACH POPULATION GROUP REPORTING PRIORITY NEED, BY THEME



● higher/greater proportion ● moderate/medium proportion ● lower/fewer proportion

Priority Needs

The MNM looks at the priority needs in the last 30 days across Syria. Information is collected on the percentage of the host community, IDPs and returnees who report a particular service/sector as needed in each community. Community focal points are asked the extent to which each service sector is needed for each population category. For more information on the priority needs, please consult the dataset.