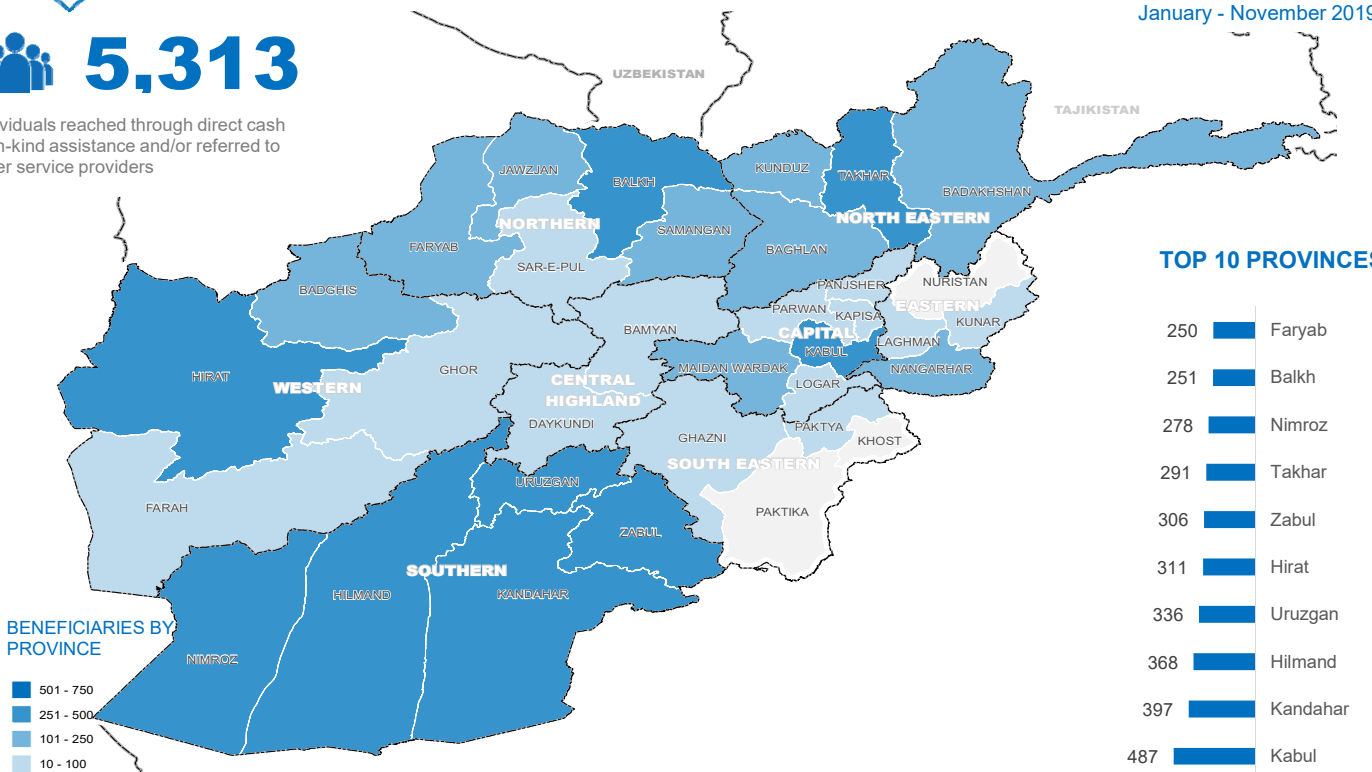


January - November 2019

5,313

Individuals reached through direct cash or in-kind assistance and/or referred to other service providers



TOP 10 PROVINCES

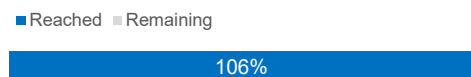
250	Faryab
251	Balkh
278	Nimroz
291	Takhar
306	Zabul
311	Hirat
336	Uruzgan
368	Hilmand
397	Kandahar
487	Kabul

BENEFICIARIES BY PROVINCE

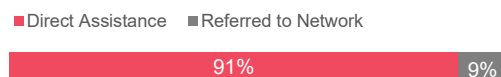


PROGRESS VS TARGET

5,313 reached against 5,000 target beneficiaries



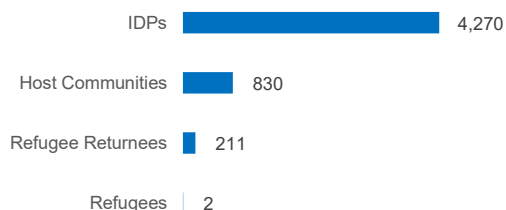
Of the 7,278 individuals assessed, 4,848 directly benefited from cash and/or in-kind assistance while 465 were referred for medical, livelihoods, shelter and other assistance



BENEFICIARIES BY ACTIVITY

Direct Assistance	Cash	3,264
	In-Kind	945
	Cash and In-Kind	693
Referred to Network	Medical Assistance	238
	Employment	1
	Skills Development	2
	Shelter Package	3
	Other (Food and Education)	240

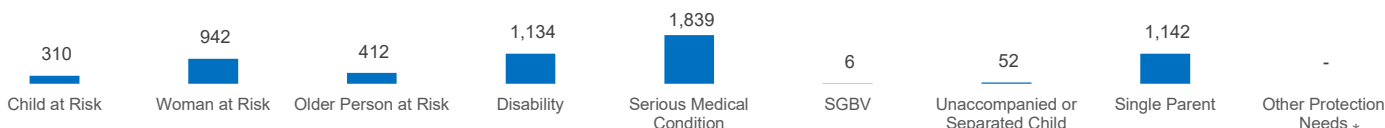
BENEFICIARIES BY POPULATION



DEMOGRAPHICS



BENEFICIARIES BY VULNERABILITY



* The 'Other Protection Needs' category includes assistance for transportation, civil documentation, and various other protection-related interventions.

BENEFICIARIES ASSISTED BY MONTH

