

# Ituri Province

## Profiling of Internally Displaced Persons in settlements under UNHCR coordination

October - November 2019

Total Individuals

**82.373**

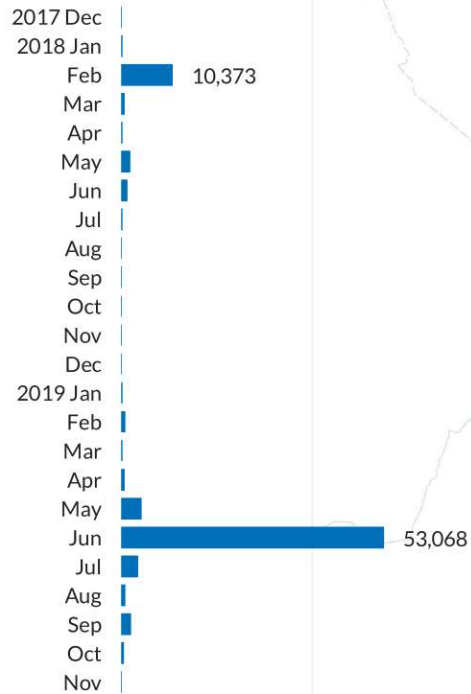
Total households

**17.113**

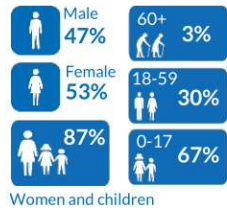
Total sites

**12**

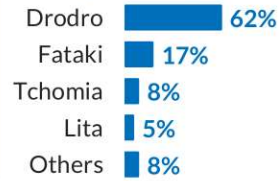
Period of arrival



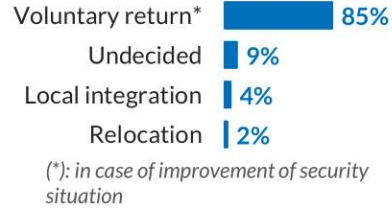
### DEMOGRAPHIC



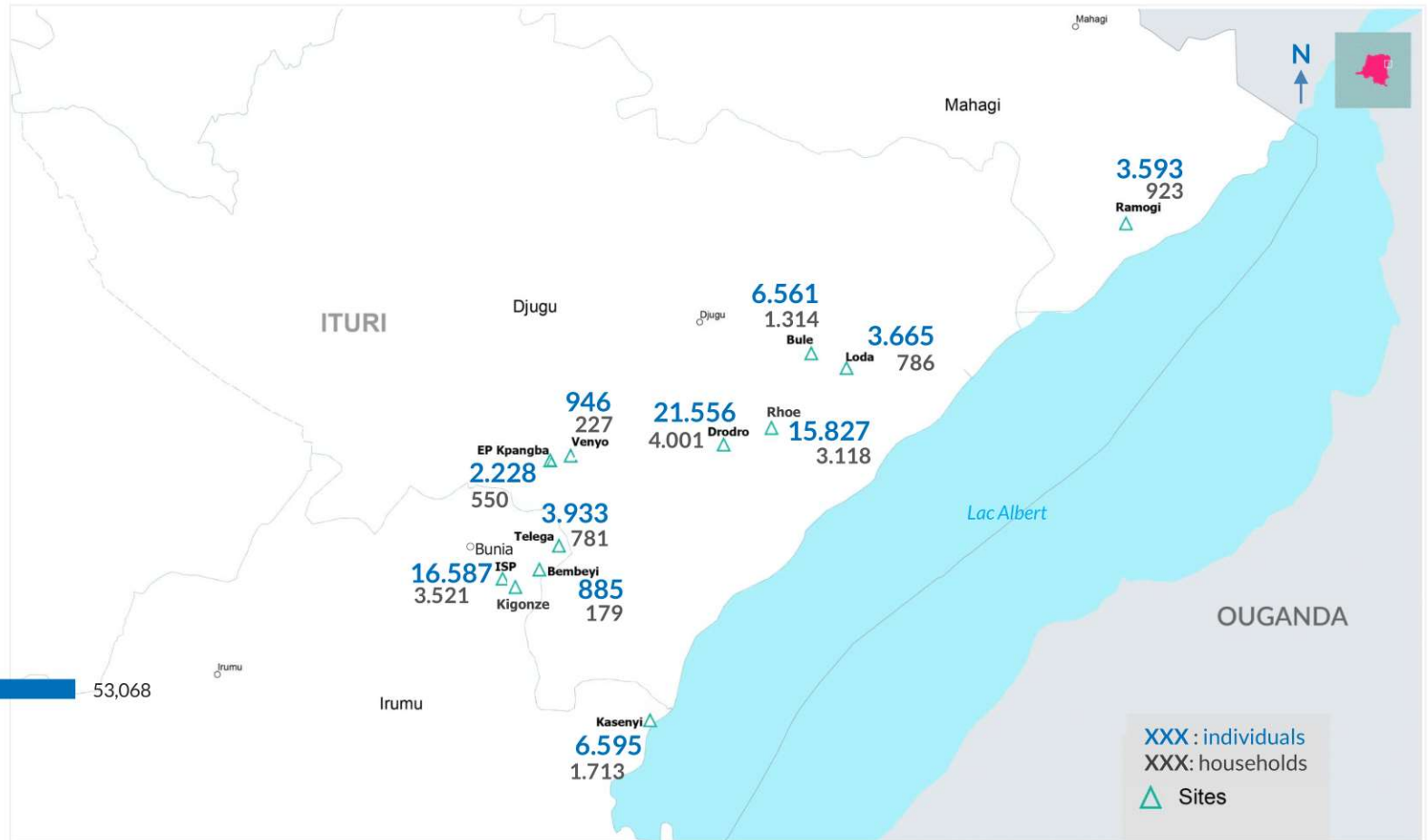
### PLACE OF ORIGIN (health zone)









### INTENTION ON DURABLE SOLUTIONS



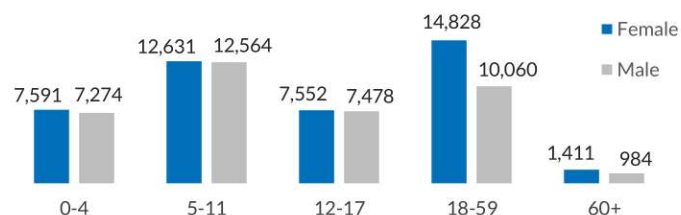
### REASON OF DISPLACEMENT



### Key indicators

-  **72%** of children aged 6 to 12 years are out of school
-  **56%** elder persons aged 60+ years living alone or with children
-  **95%** of children aged 0 to 4 years having no birth certificate
-  **92%** of adults have no voter cards (ID)
-  **60%** of persons with physical disability are women
-  **36%** of households have been separated during the conflict (households whose members fled to neighboring countries or displaced elsewhere in the DRC)

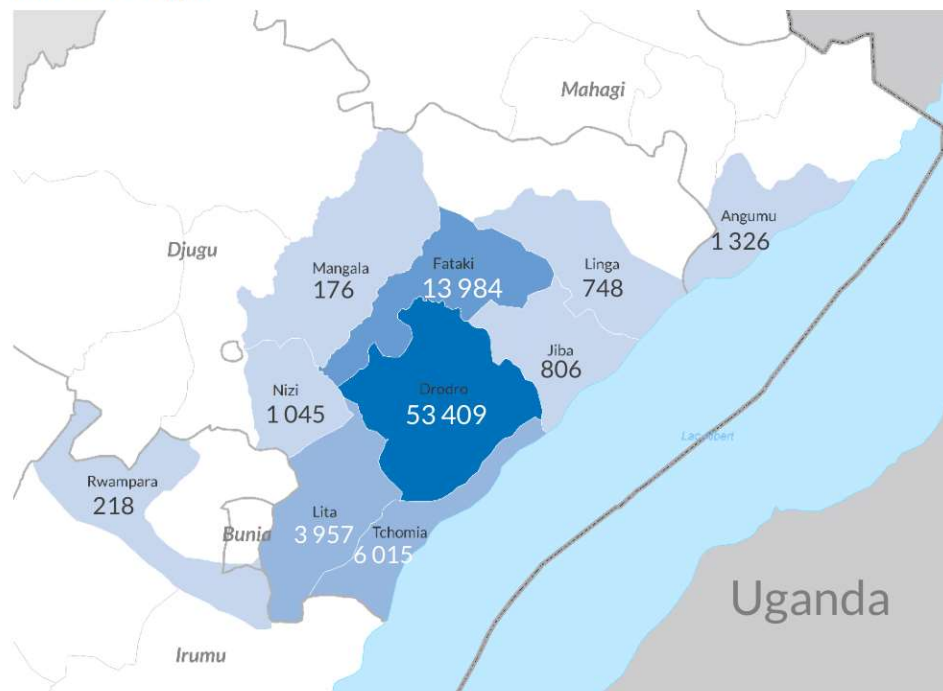
### Demographic



### Persons with specific needs

Categories	Female	Male	Total
Nursing women	4,002	-	4,002
Elderly Persons living alone or with children	977	368	1,345
Hearing Impairment (including deafness)	598	537	1,135
Pregnant women	1,019	-	1,019
Unaccompanied or separated children	302	290	592
Persons with physical disability	271	185	456
Persons with mental disability	99	80	179
Visual impairment (including blindness)	71	43	114

### Place of origin



### Main occupations of household representatives before displacement

Occupations	Female	Male	Total
Farmers (crop and vegetable)	11,268	4,697	15,965
Street food vendors	1,641	421	2,062
Primary education teachers	88	166	254
Fishermen	62	115	177
No occupation	73	20	93
Motorcycle taxi driver	1	50	51
Civil servant	18	33	51
Dressmaker	26	23	49
Nurse	14	23	37