



**219,720**

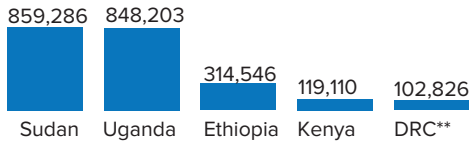
Reported number of spontaneous refugee returnees\*

\*This number represents the total returns corroborated from November 2017 to date

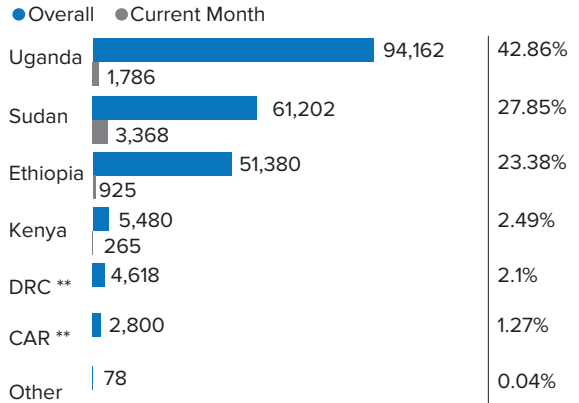
6,344 recorded in October 2019



**2,243,971** South Sudanese refugees in host countries as of 30 Sep 2019

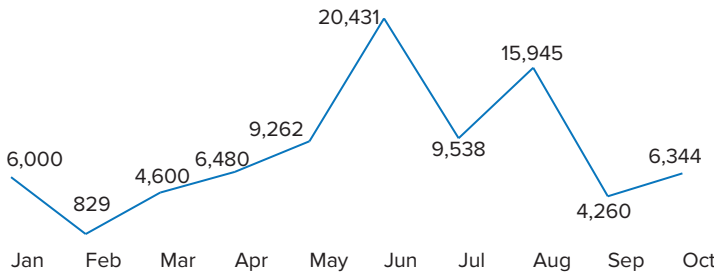


**Spontaneous refugee returns by Country of Asylum**



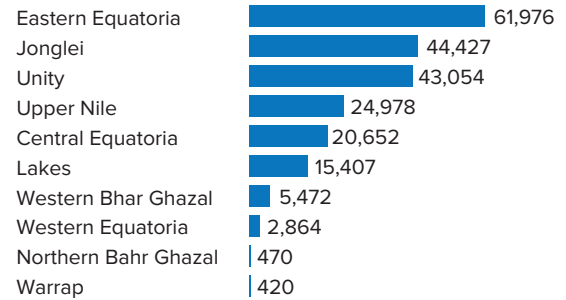
\*\* CAR: Central African Republic; DRC: Democratic Republic of Congo

**2019 spontaneous refugee return trend (1 Jan - 31 Oct): 83,689 \*\*\***

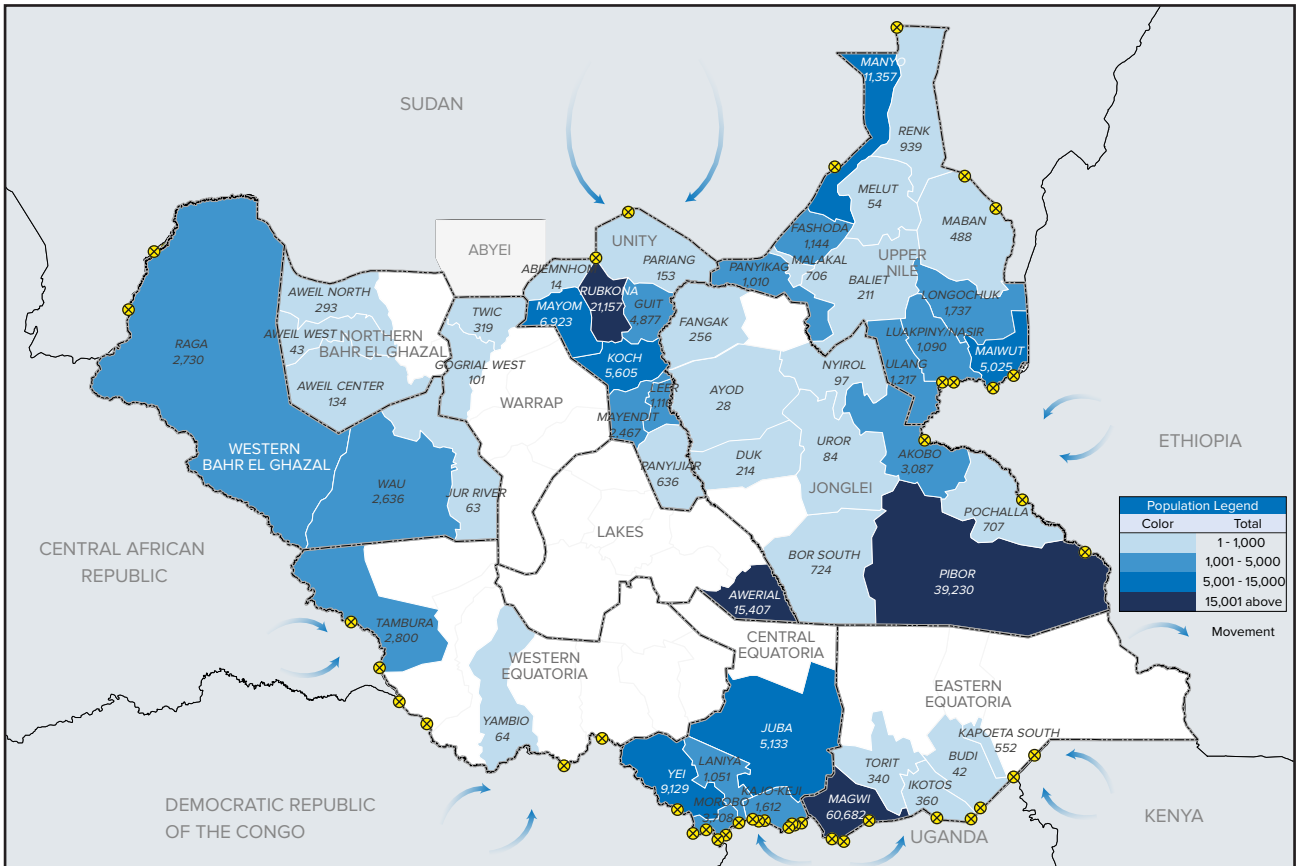


\*\*\*Historical data might change retroactively due to late reporting and time required to triangulate information

**Spontaneous refugee returns by State of arrival**



**Spontaneous refugee returnees by county**



\*In collaboration with the office of the Relief and Rehabilitation Commission (RRC), UNHCR and its partners triangulate received reports at community level with local government authorities, religious groups, traditional leaders, civil society and community members as well as refugee returnees themselves. The boundaries and names shown and the designations used on this map do not imply official endorsement or acceptance by the United Nations. Final status of the Abyei area is not yet determined. Source: Geographic data: UNHCR, UNCS, UNDP. Returnee statistics: UNHCR and partners Author: UNHCR Representation Office in South Sudan. Feedback: Sagun Ratna Tuladhar, Associate Operations Data Management Officer, [tuladhar@unhcr.org](mailto:tuladhar@unhcr.org)