

In order to identify and address protection issues affecting conflict-affected populations (e.g. internally displaced persons (IDPs)), DRC and other humanitarian agencies rely on practical and updated information on protection concerns, trends and gaps. Under a UNHCR-funded project, DRC conducts protection monitoring of several displacement sites in Tripoli with the following aims:

- Collect, gather and analyze information relating to physical, material and legal safety encountered by displaced and other affected population;
- Inform humanitarian programming and advocacy through identification of protection needs, gaps and trends;
- Refer identified protection cases to the appropriate service providers.

This factsheet summarizes the findings of several basic but key indicators collected at the household level for IDP households currently residing in Tripoli.<sup>1</sup> Upcoming information products will be thematically or geographically focused (e.g. camp profiles).

## 1. Demographics

Between May to July 2018, protection monitoring interviews were conducted with representatives of 342 households (primarily heads of household), including 27% women and 73% men. At the time of interview, most households resided in Airport Way Camp (33%) or Al-Fallah Camps 1 and 2 (26%). 12% of households resided in Sidi As-Sayeh Camp, 13% in Tripoli and 11% in Al-Jifara. The remaining 5% are distributed between Sarrag Camps and Sayyad Settlement.

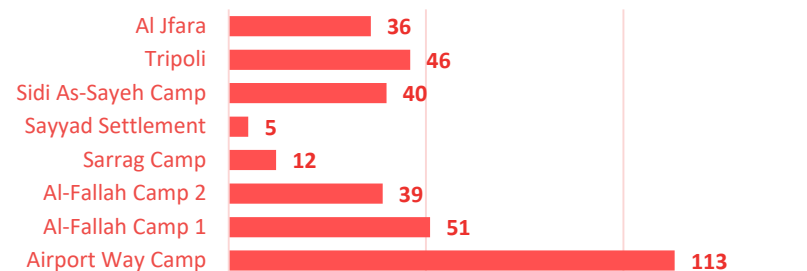
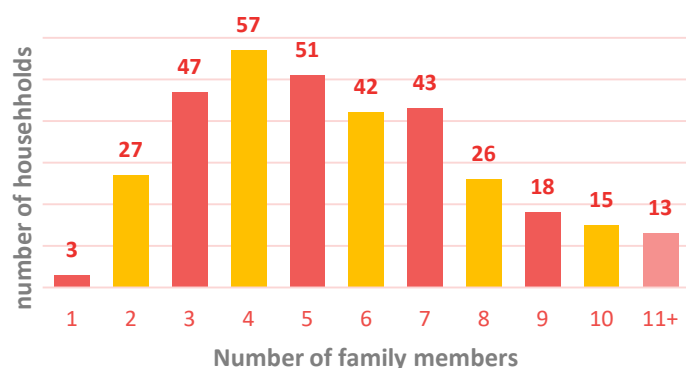


Figure 1. Number of households interviewed by location

It should be noted, given the protection team's initial focus on the informal settlements or

"camps" in Tripoli (due to initial permissions granted for access), the dataset below is primarily illustrative of IDPs originating from Tawargha who inhabit those locations.<sup>1</sup>



The 342 households interviewed comprise 1,904 individuals of which 54% are women and 46% men. Forty-nine percent of individuals are between 18 and 49 years of age, 25% are between 5-17 years old, 10% are under 5 years while the remaining 16% are 50 years or more. The average **household size** is of 5.5 individuals.

Figure 2: Household Size

<sup>1</sup> DRC intends to produce further information products profiling protection concerns across a broader geographic area, and a comparison of needs for in-camp vs. out-of-camp residents.

In 73% of cases, the household-head is male and married. Where there is a female at the head of the household, it is likely due to the absence of a male representative: of the 92 women household-head interviewees, 75% are widows and 11% are divorced. This compares against 1% of divorced or widowed male-household heads. Moreover, the figures show that considering only the women who are divorced, widowed or single, over half of them (56%) are single mothers, sometimes supporting a large number of young children. While the largest proportion of female-headed households have only 1-2 children, the proportion of female-headed households supporting a large number of children is still significant. (e.g. 17% of widows support 5 or more children as shown in *Figure 4*).

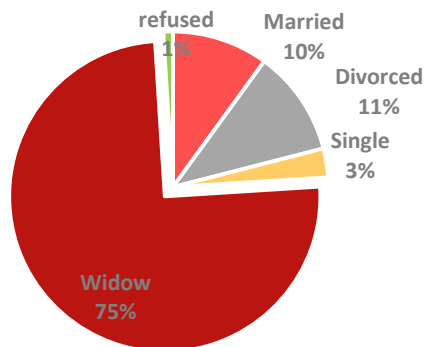


Figure 3. Marital status of female household-heads

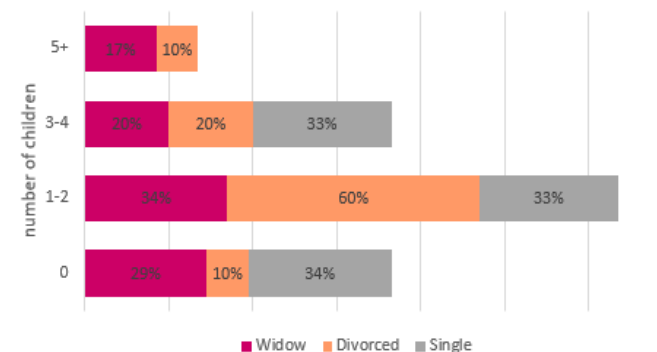


Figure 4. Percentage of non-married women heads with children

## 2. Safety and Security

Airport Way Camp<sup>2</sup> and Al-Fallah Camp 1 are perceived as the most insecure and are judged by 36% of respondents as either unsafe or very unsafe. The remaining locations are considered as either safe or very safe.

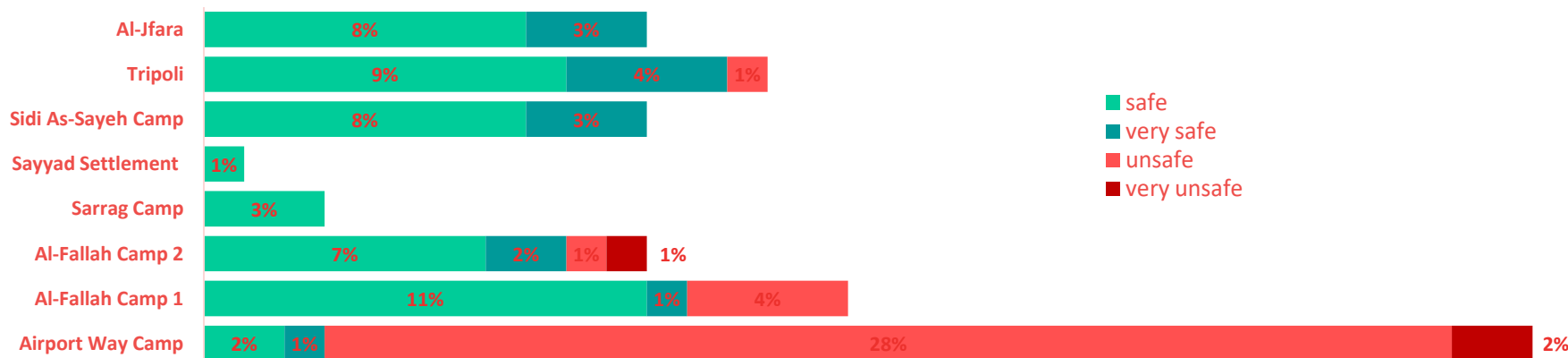


Figure 5. Perceived safety by location

<sup>2</sup> Note: since the time of data collection, Airport Rd. Camp has been evicted with the residents scattered to other temporary locations across Tripoli.

The presence of militia and armed groups are cited as the main security threat by 38% of respondents, followed by inter-communal tensions, mentioned by 28% of respondents. These safety risks are well supported by situational evidence: There is a large proportion of unemployed youth in camps which has led to some negative alternative livelihood choices; youth in the IDP camps have thus been accused of selling illegal drugs and other criminal acts which have been some of the causes of the problems with the local authorities and deteriorating relations with the host community in Abu Selim municipality.

In turn, militias are known to frequently enter the camps, in pursuit of those allegedly responsible for criminal acts, rounding up those perceived as responsible as well as other male residents in the vicinity. During the raids, excessive use of force, and arbitrary detentions have been reported. (See below for **Eviction threats** for details on incidents within the reporting period.)

A significant threat is also represented by the risk of robbery and theft mentioned by 13% of respondents. In Airport Way Camp only, interviewees were concerned of the risk of abduction (7% of respondents), extortion/harassment (1% of respondents) and fighting within the community (6% of respondents).

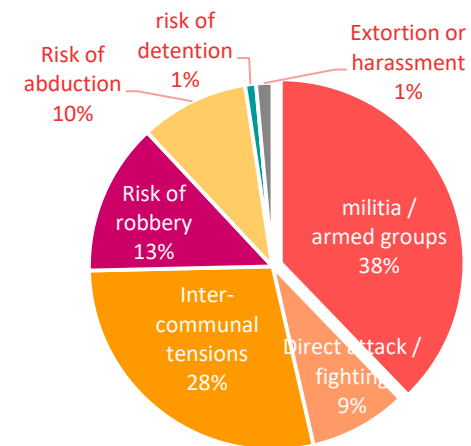


Figure 6. Why is your area unsafe or very unsafe?

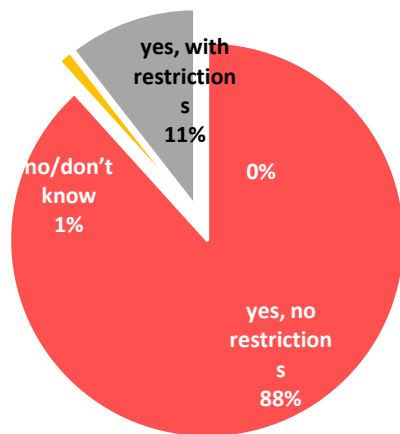


Figure 7. Are you able to move freely in and out of your area?

In another instance, a key informant interview revealed that there was concern within the camp community (as a possible source of tension) over the size of WFP food baskets. The same amount of food is given to all families irrespective of family size, this reportedly can cause problems within families for men with more than one wife.

### Freedom of movement

Despite the instability of their current in-camp locations, few households restrict their freedom of movement. Of the 123 respondents who consider their area as either unsafe or very unsafe, 11% (36 households) apply some movement restrictions. Of these, 81% cite inter-communal tensions as the main reason for limiting movement while 14% cite general or serious violence and banditry. In addition, 5% households state they are unable to move freely in and out of their area because of checkpoints.

### Reason for displacement

Thirty-seven percent of households interviewed have been displaced 2 times or more since 2011. In 65% of cases, families cite conflict and insecurity as the main reason for abandoning the place of origin while 27% of households cite a combination of insecurity, fighting, fear of arrest or destruction of private property.



Figure 8. Number of households by current location and number of past displacements

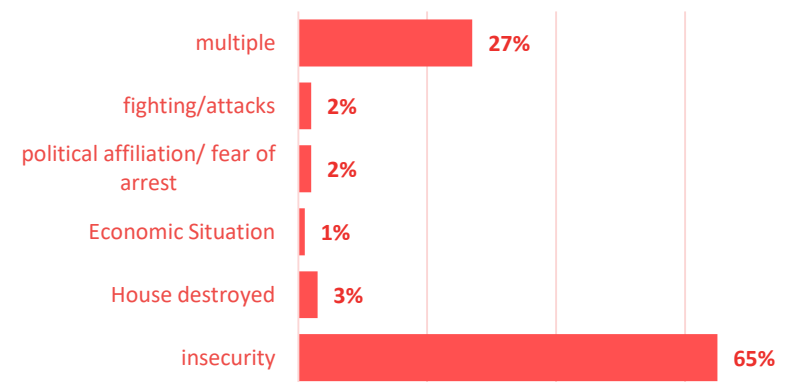


Figure 9. Why have you been displaced?

Regardless of the security situation, 13% of households are not planning on moving out of the area within 1-3 months and 53% of households are unsure of their plans. Of the remaining 34% of households that are planning to move out of the area, 89% want to move back to the place of origin while 11% report other reasons including inability to pay rent or cover basic needs or security concerns.

It is significant for humanitarian actors, that at the time of interview, only 34% of households had definitively decided to relocate out of their current location.

### 3. Living Conditions, Accommodation and Security of Tenure

Eighty-eight percent of households interviewed (302) are living in makeshift shelters including tents, caravans, public or unfinished buildings. This includes all surveyed households except those living in residential areas (i.e. out-of-camp) of Tripoli or Al Jifara where 40 families are residing in houses and apartments. Those households living in tents, caravans and public or unfinished buildings are under residing on public property while those families living in apartments and houses generally have a rental contract. In addition, 3 households reported squatting without permission and 7 households are being hosted by relatives.

Type of Accommodation by location

Location	Tents/ Caravans/ public / unfinished buildings	House/ Apartment
Airport Way Camp	33%	
Al-Fallah Camp 1	15%	
Al-Fallah Camp 2	11%	
Sarrag Camp	4%	
Sidi As Sayeh Camp	12%	
Sayyad Settlement	1%	
Al Jifara	10%	1%
Tripoli (outside camp)	2%	11%

**Households describe precarious living conditions:** 41% of interviewed households, primarily those living in tents and public buildings, report moderate damage to their homes and 22% cite severe damages. Furthermore, 36 families, (11% of households) mostly residing in Tripoli or Al-Jifara have received an eviction order or threat. In 81% of cases the order was carried out by armed groups (militias) and the remaining 19% by government authorities, local residents or the landlord himself.

Although IDPs from Tawargha have been living fairly invariably at the same camp locations since first arriving, it is increasingly clear that their reliance on these public spaces for residency leaves

them open to risk of eviction, as evidenced by recent events.

## Eviction threats

This culminated in a raid of Al-Fallah 1 camp on 13 July, wherein residents were given notice to evacuate by **18 July** or be forcibly removed. According to sources in the camp, the incident arose from the accusation that a group of young males known for drug dealing in Al-Fallah 1 had stolen a car and light cable from a non-IDP resident of a nearby building. A group of representatives from Tawargha families and neighbours from the nearby area met with the head of the militia and came to an agreement after the car was returned. No one was ultimately evicted and subsequent monitoring appears to confirm no permanent relocations resulted.

It is worth noting that the incident led to increased fears across all IDP settlements in Tripoli of their own eventual evictions.

In a separate, unrelated eviction event, around 40 IDP households from Kikla were forcibly evicted by armed groups on **24 May** from the Regatta compound in Tripoli. Reportedly, evicted families moved in with relatives in Tripoli, returned to Kikla or rented outside of

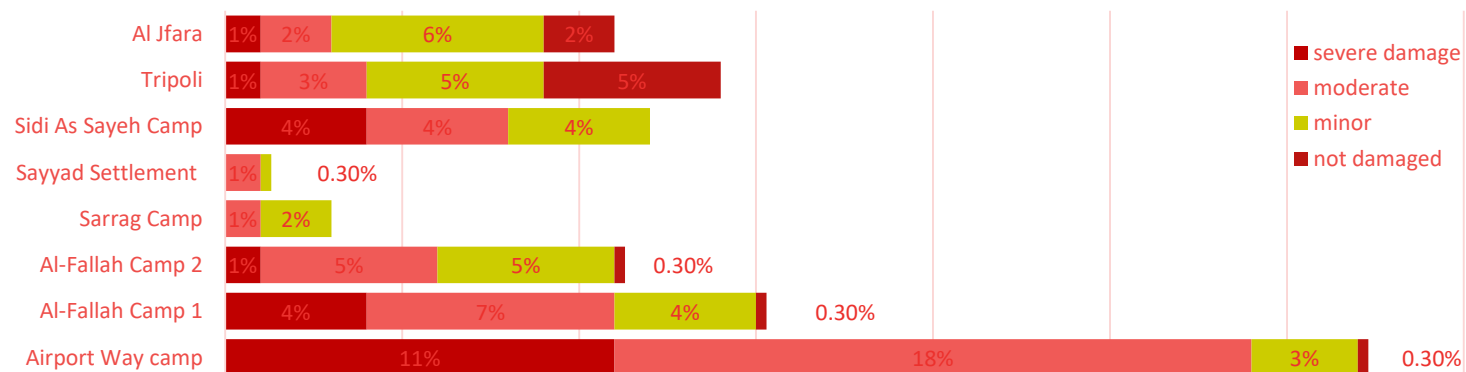


Figure 10. Quality of the shelter

the compound.<sup>3</sup> Most families face difficulty returning to Kikla due to lack of finances to repair their homes which are completely damaged.

## WASH conditions

General hygiene in the camps is lacking. Generally, households share gender-segregated toilets in the camps (the number of houses sharing varies per camp). According to monitoring visits, Airport Rd. camp has poor sewage issues (right side of the camp) compromising the health of the residents especially children. Sewage was not found to be a major issue in either Al-Fallah 1 or 2. However, Serraj camp continues to struggle with standing pools of sewage which place all residents at risk of infectious water-borne diseases. The protection team re-flagged the urgent sewage issue in Serraj camp to other actors.<sup>4</sup> However, given the announcement of the June 2018 political agreement for Tawargha return, it is unlikely any actor will receive government or community support for the large-scale investments required at the current sites to remedy these conditions.

## Lack of income to meet basic needs

Compounding barriers to proper housing and the fear of arbitrary dislodgment, many families struggle to secure sufficient income to cover daily expenses. Although 75% of households mention having access to some form of employment, one fourth of these have temporary jobs as daily labourers and 61% report receiving government salaries as a first source of income. It is significant to note that among government employees, one fourth report receiving a salary either rarely or never and 59% on a semi-regular basis. (These figures may still be higher as 14% of respondents working as government employees declined to answer.)

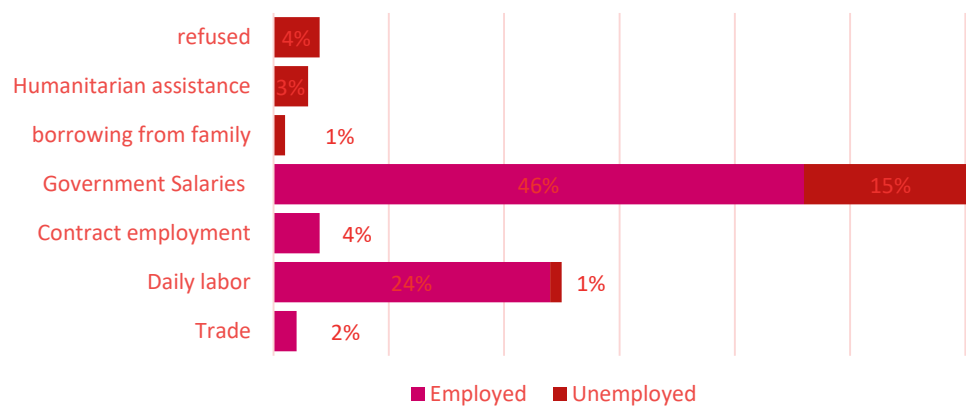


Figure 11. What is your main source of income?

Of the 25% of households who report being unemployed, the main sources of income include humanitarian assistance, government pensions or subsidies, or borrowing money from family members

As a result, 48% of families report having *a lot* of difficulties in meeting basic needs and 50% report having *some* difficulties. Thirty percent of households also report being in debt. Of these, over half (51%) are government employees and 32%

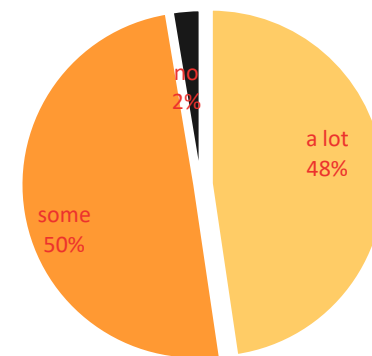


Figure 12. Are there any gaps in meeting households' basic needs?

<sup>3</sup> DRC conducted household interviews with those it could locate (post eviction) and referred them to DRC's cash team for individualized cash assistance.

<sup>4</sup> The issue was referred to the WASH sector for follow-up, and in turn to municipal officials as it requires some intervention at a local factory responsible for some run-off in the tanks. DRC's QIPs team also conducted a separate observation visit on the issue (see report: *Sewage issues at Al-Serraj Camp.*)

are daily labourers.

Most families resort to **negative coping strategies** to cover basic needs. Seventy-two percent are either skipping meals or reducing food in favour of younger children. In addition, 36% report either spending savings or reducing expenses, 10% report selling assets including furniture or gold while 13% report borrowing money or depending on the support of host family and relatives. More data needs to be collected on the "other" actions that households took in order to meet their basic needs (see figure 16).

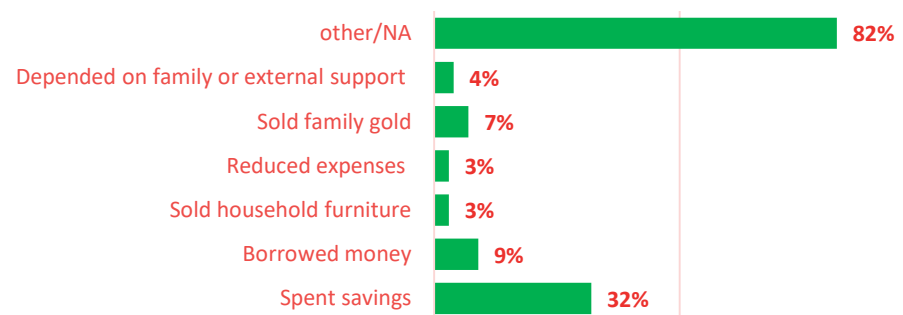
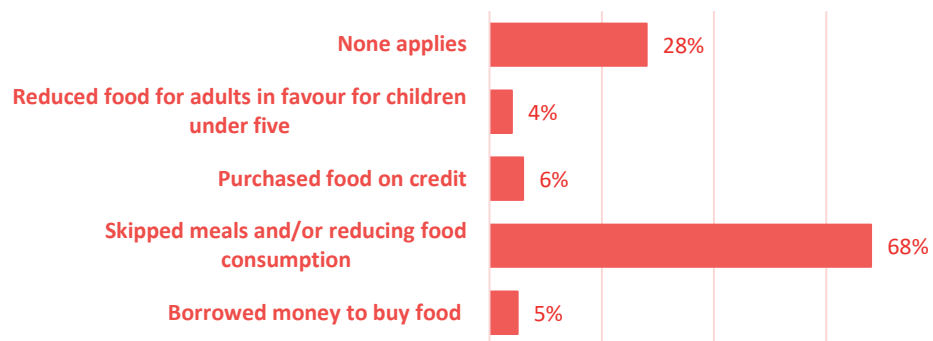


Figure 13. what did you do to cover food needs?

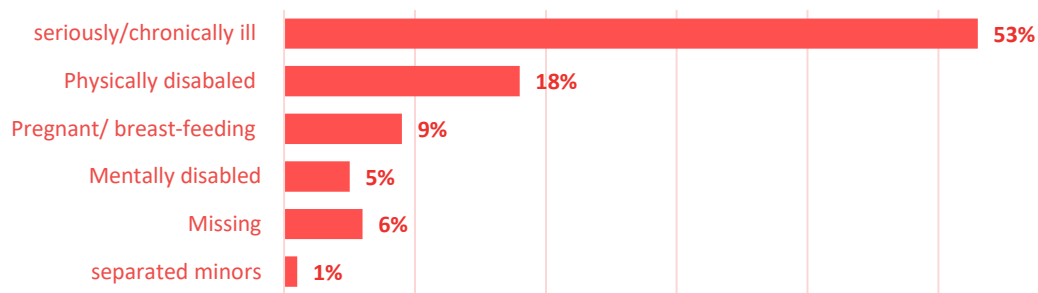
Figure 14. In the last 30 days, what did you do to meet basic needs?

#### 4. Vulnerabilities, Needs and Humanitarian Assistance

Almost all interviewed households (98%), have been displaced to the current place of residence for more than 3 months. However, most report a history of displacement with 37% of families having been uprooted on multiple occasions since 2011.

With each displacement, households become more vulnerable. Possessions are often lost or left behind, livelihoods are disrupted, and assets are sold to cover basic needs, driving households deeper into poverty. Accordingly, those households that report the greatest number of displacements are also among the most destitute. Of the 342 interviewed households, 12 report having been displaced 5 times or more since 2011 and appear highly at risk of food insecurity. Among those displaced so frequently, 67% report skipping meals to cover the family’s food needs or relying heavily on spending savings (42%) to cover basic expenses. They also report highly precarious housing conditions, living in tents and temporary shelters distributed between Airport Way Camp and Al-Fallah Camps 1 and 2, considered the most unsafe and crowded settlements.

Figure 15. Percentage of assessed households reporting that one or more members are:

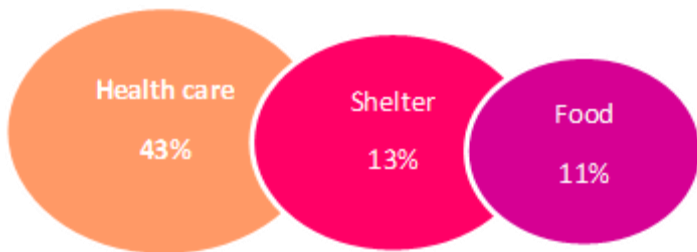


**Loss or destruction of civil documentation** during displacement is known in some contexts to exacerbate vulnerabilities as it may ultimately complicate their ability to establish their identity and legal status in order exercise their rights or receive entitlements. Of the interviewed households, a fourth report missing one or more critical documents (see figure).

### Priority needs

The greatest needs reported by households include access to health care (43%) followed by shelter (13%) and food (11%). Indeed, referral to health services is the number one type of referral request received by the protection team. It is worth noting that there are functioning health clinics operated by IMC in Airport Way, Al-

Top 3 Humanitarian needs reported by households



Fallah 1 and 2,

accessible to all the IDPs because they are located within the camps. There is no health facility in Sarraj camp. However, these camp-based don't open on a regular basis and provide primary health care services which means that the requests DRC receives are largely for patients who suffer from chronic or more complicated medical conditions which are unaddressed at such a clinic. There remains a gap in services for such conditions.

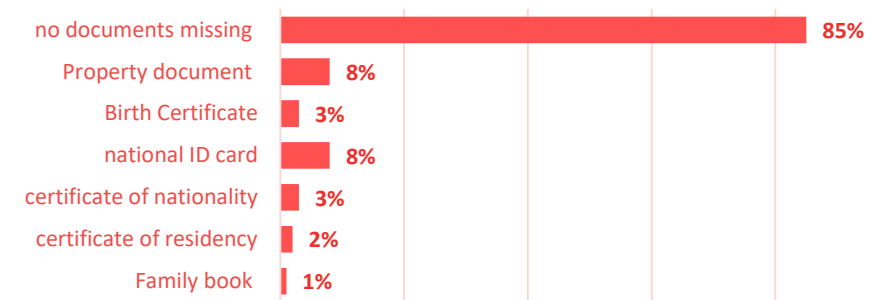
Barriers to accessing their priority services included the expense, inconvenient location/times, as well as lack of services. However, more focused discussions are required to enhance understanding on these barriers.

### Vulnerabilities

The displaced households interviewed during protection monitoring presented a high level of vulnerabilities with 46% struggling with more than one of the monitored vulnerability types.

Across all households interviewed, 53% report having family members which are seriously or chronically ill and almost a quarter have family members that are either mentally or physically disabled (which is disproportionately high across the general population). Meanwhile, 9% of households report having women that are either pregnant or breastfeeding.

Figure 16. Percentage of assessed households lacking the following types of documentation:





Provision of humanitarian assistance

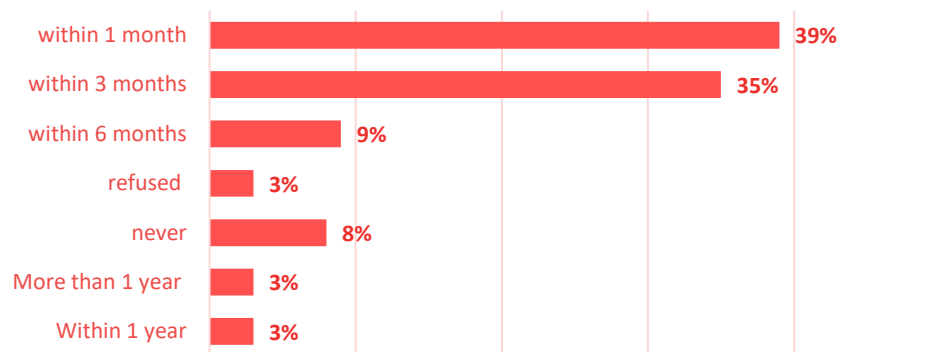


Figure 18. Has your household received any humanitarian assistance?

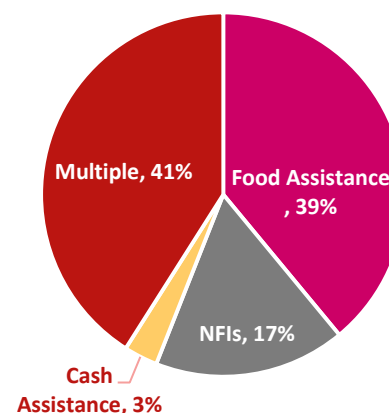


Figure 19. What type of assistance did you receive?

Thirty-nine percent of interviewed households report having received some form of assistance within the past month and 35% within the past 3 months. However, 18 % of households, have either never received assistance or have not been assisted in the past 6 months or more. Of the 301 households that received assistance, 39% mention food assistance, 17% non-food items (NFIs) and 3% cash assistance, while 41% received more than one form of humanitarian assistance.

The greatest gaps reported in the coverage of humanitarian assistance are in Airport Way camp, where 6% of the interviewed households, have either never received assistance or have not received assistance in one year or more.<sup>5</sup> Other areas where some households have never received assistance include Tripoli, Al-Jfara, Sidi As Sayeh Camp and Al-Fallah Camp.

Households living in Al-Fallah Camps 2, Sarrag camp and Sayyad Settlement have better access to relief support and humanitarian services, with most households reporting receiving assistance with a frequency of 1 or 3 months.

<sup>5</sup> Note: these interviews pertain to a data collection prior to WFP's food distribution to nearly all Tawargha households the week of 22 July.

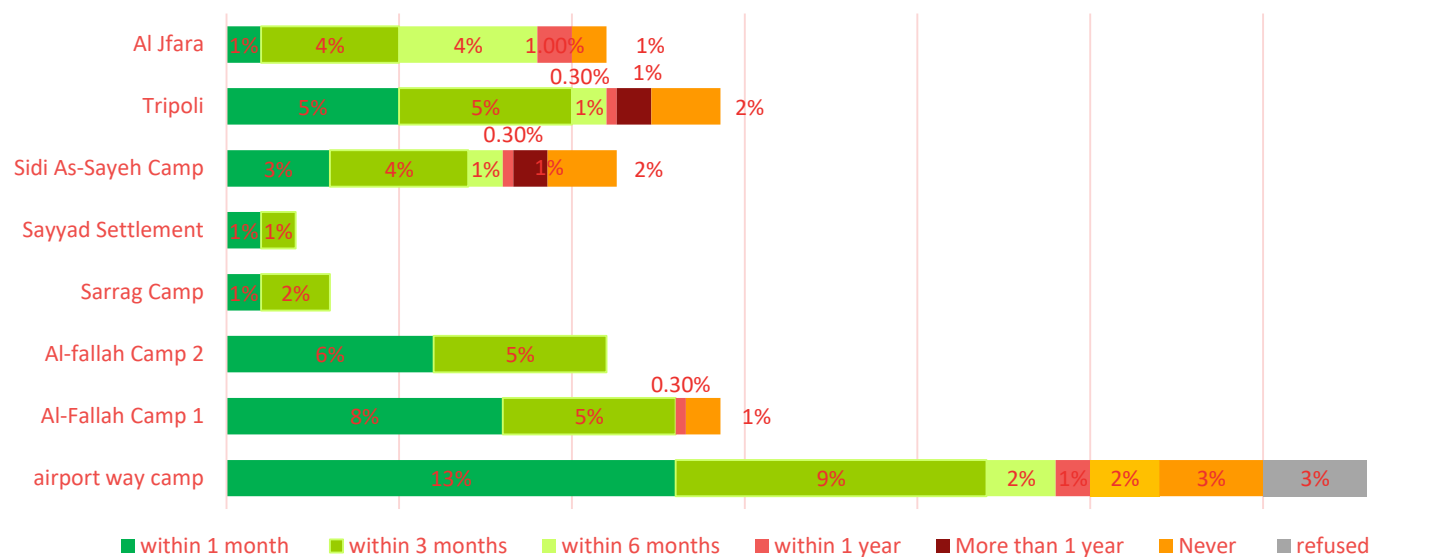


Figure 20. Humanitarian assistance by location

<sup>i</sup> Factsheet limitations: Please note, households are selected for interview on a vulnerability basis (purposive sampling), either through self-identification or referral, without the intention for this resulting dataset be taken as a representative sample of the entire IDP population of Tripoli.