

KENYA



© UNICEF/KENA2011-00046/Nesbitt

STATISTICAL PROFILE ON FEMALE GENITAL MUTILATION/CUTTING

Female genital mutilation/cutting (FGM/C) refers to “all procedures involving partial or total removal of the female external genitalia or other injury to the female genital organs for non-medical reasons.”¹ FGM/C is a violation of girls’ and women’s human rights and is condemned by many international treaties and conventions, as well as by national legislation in many countries. Yet, where it is practised FGM/C is performed in line with tradition and social norms to ensure that girls are socially accepted and marriageable, and to uphold their status and honour and that of the entire family. UNICEF works with government and civil society partners towards the elimination of FGM/C in countries where it is still practised.

1 World Health Organization, *Eliminating Female Genital Mutilation: An interagency statement*, WHO, UNFPA, UNICEF, UNIFEM, OHCHR, UNHCR, UNECA, UNESCO, UNDP, UNAIDS, WHO, Geneva, 2008, p. 4.

2001 National decree/legislation banning FGM/C passed (amended in 2011)

SELECTED STATISTICS ON WOMEN’S STATUS

4% of women 20-24 years were married or in union before age 15

23% of women 20-24 years were married or in union before age 18

23% of women 20-24 years have given birth by age 18

42% of women 15-49 years think that a husband/partner is justified in hitting or beating his wife/partner under certain circumstances

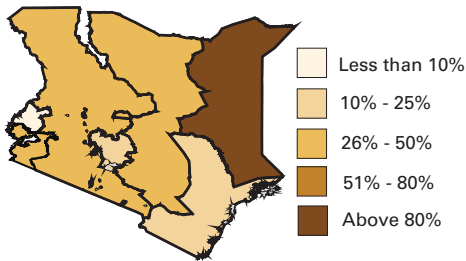
77% of women 15-49 years make use of at least one type of information media at least once a week (newspaper, magazine, television or radio)

Source: DHS 2014

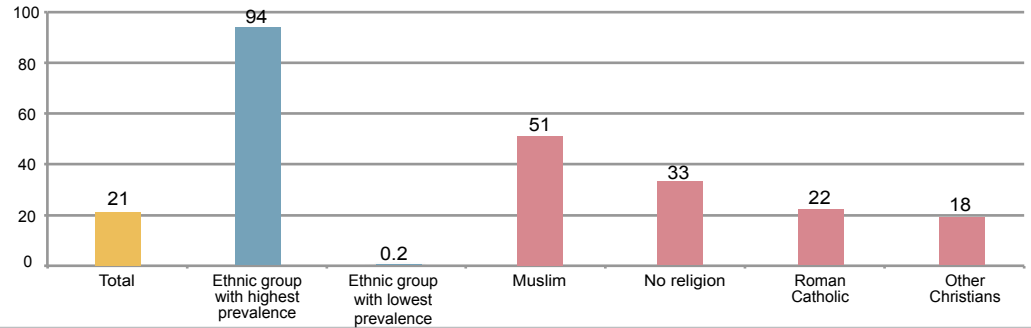
HOW WIDESPREAD IS THE PRACTICE?

Just over one in five girls and women in Kenya have undergone FGM/C, with variations by ethnicity and region

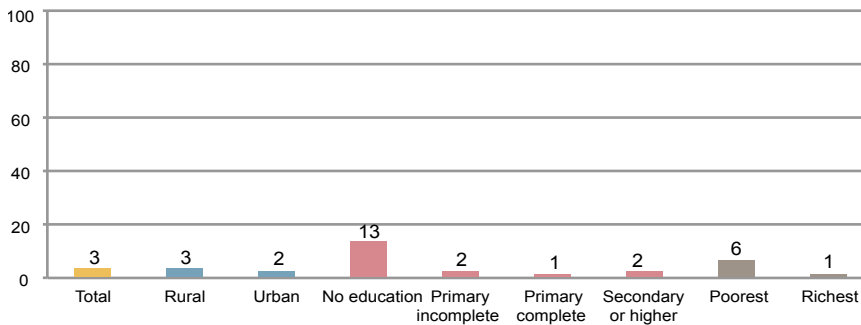
Percentage of girls and women aged 15 to 49 years who have undergone FGM/C, by region



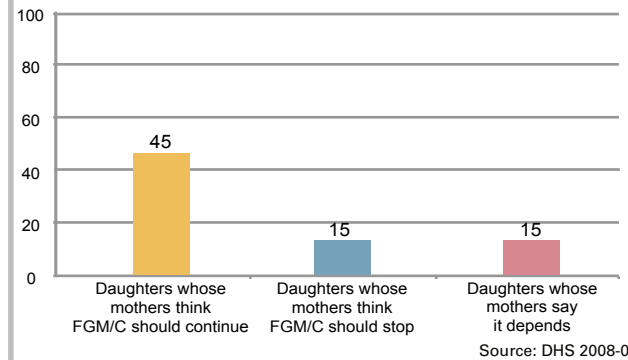
Percentage of girls and women aged 15 to 49 years who have undergone FGM/C, by ethnicity and religion



Percentage of girls aged 0 to 14 years who have undergone FGM/C (as reported by their mothers) by residence, mother's education and wealth quintile



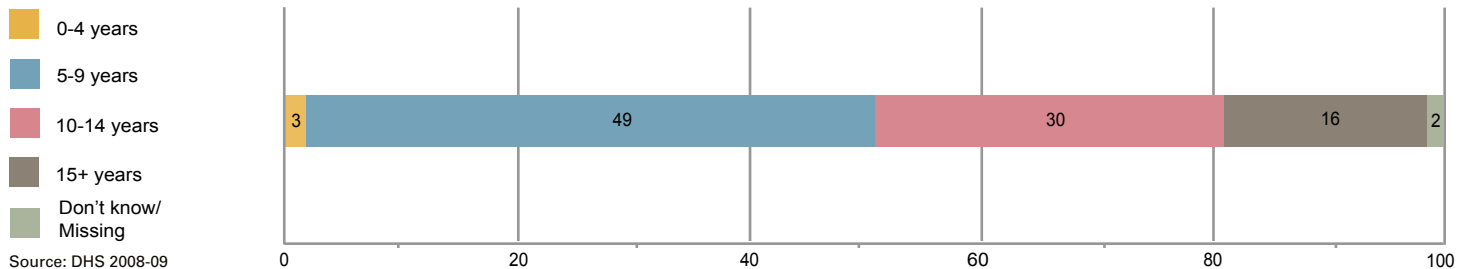
Among daughters of cut girls and women, the percentage of those who have undergone FGM/C, by mothers' attitudes about whether the practice should continue



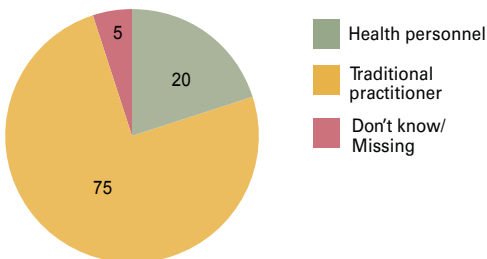
WHEN AND HOW IS FGM/C PERFORMED?

Among girls who experience FGM/C, half are cut before age 10, and one in five were cut by health personnel

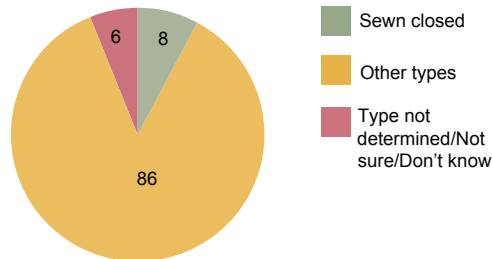
Percentage distribution of girls and women aged 15 to 49 years with at least one living daughter who has undergone FGM/C, by age at which cutting occurred



Percentage distribution of girls aged 0 to 14 years who have undergone FGM/C (as reported by their mothers) according to the type of person/practitioner performing the procedure



Percentage distribution of girls aged 0 to 14 years who have undergone FGM/C (as reported by their mothers) by type of FGM/C performed



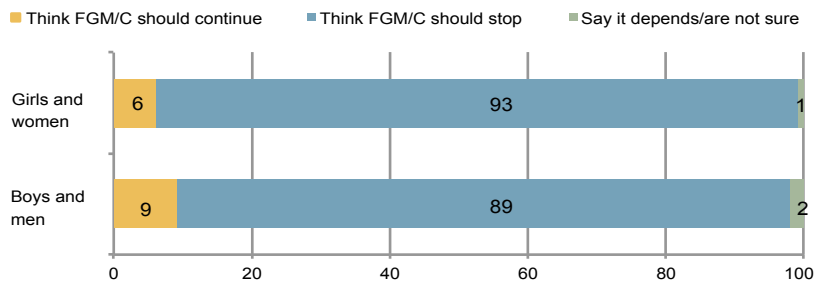
Notes: The boundaries and the names shown on the map do not imply official endorsement or acceptance by the United Nations. Only categories with 25 or more unweighted cases are presented. Due to rounding, some of the data presented may not add up to 100 per cent. Data on the prevalence of FGM/C among daughters of mothers who say it depends are based on 25-49 unweighted cases. "Health personnel" includes doctors, nurses, midwives and other health workers; "Traditional practitioner" includes traditional circumcisers, traditional birth attendants, traditional midwives and other types of traditional practitioners. Prevalence data for girls aged 0 to 14 reflect their current, but not final, FGM/C status since some girls who have not been cut may still be at risk of experiencing the practice once they reach the customary age for cutting. Therefore, the data on prevalence for girls under age 15 is actually an underestimation of the true extent of the practice. Since age at cutting varies among settings, the amount of underestimation also varies and this should be kept in mind when interpreting all FGM/C prevalence data for this age group. Older data are used to report on age at cutting since data from the most recent survey includes some girls aged 0 to 14 years who have not undergone FGM/C but are still at risk of experiencing the practice once they have reached the customary age for cutting.

Source for all charts on this page: DHS 2014, unless otherwise noted.

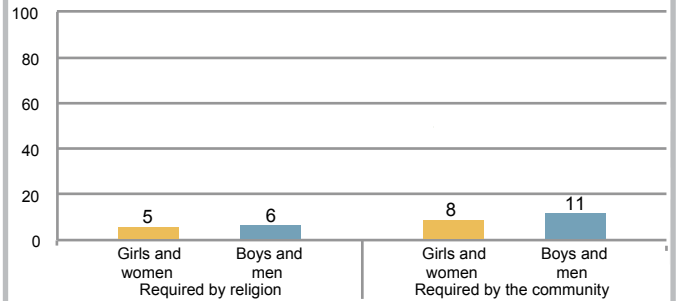
WHAT ARE THE PREVAILING ATTITUDES TOWARDS FGM/C?

A majority of girls and women and boys and men in Kenya think FGM/C should stop

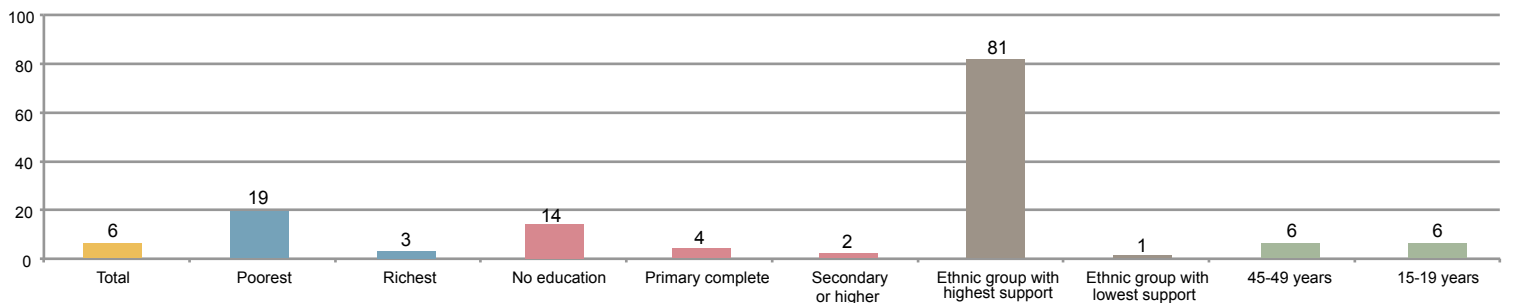
Percentage of girls and women aged 15 to 49 years and boys and men aged 15 to 49 years who have heard about FGM/C, by their attitudes about whether the practice should continue



Percentage of girls and women aged 15 to 49 years and boys and men aged 15 to 49 years who have heard about FGM/C and believe the practice is required by religion and believe the practice is required by their community



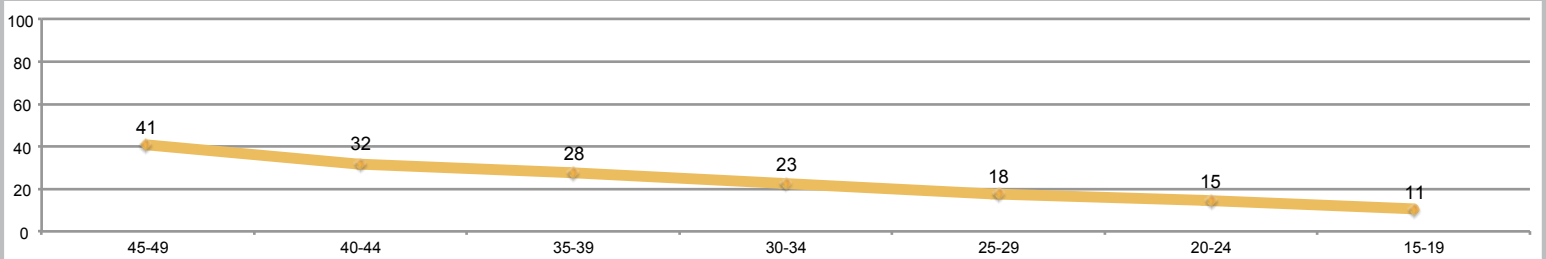
Percentage of girls and women aged 15 to 49 years who have heard about FGM/C and think the practice should continue, by wealth quintile, education, ethnicity and age



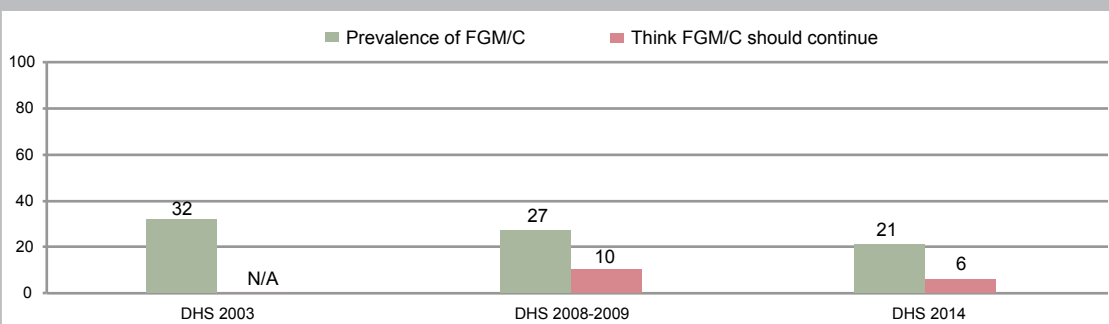
IS THE PRACTICE OF FGM/C CHANGING?

There is evidence of dramatic generational change in the prevalence of FGM/C in Kenya as women aged 45-49 are almost four times more likely to have been cut than girls aged 15-19

Percentage of girls and women aged 15 to 49 years who have undergone FGM/C, by current age



Percentage of girls and women aged 15 to 49 years who have undergone FGM/C, and percentage of girls and women aged 15 to 49 years who have heard about FGM/C and think the practice should continue, by survey year



Source for all charts on this page: DHS 2014, unless otherwise noted.

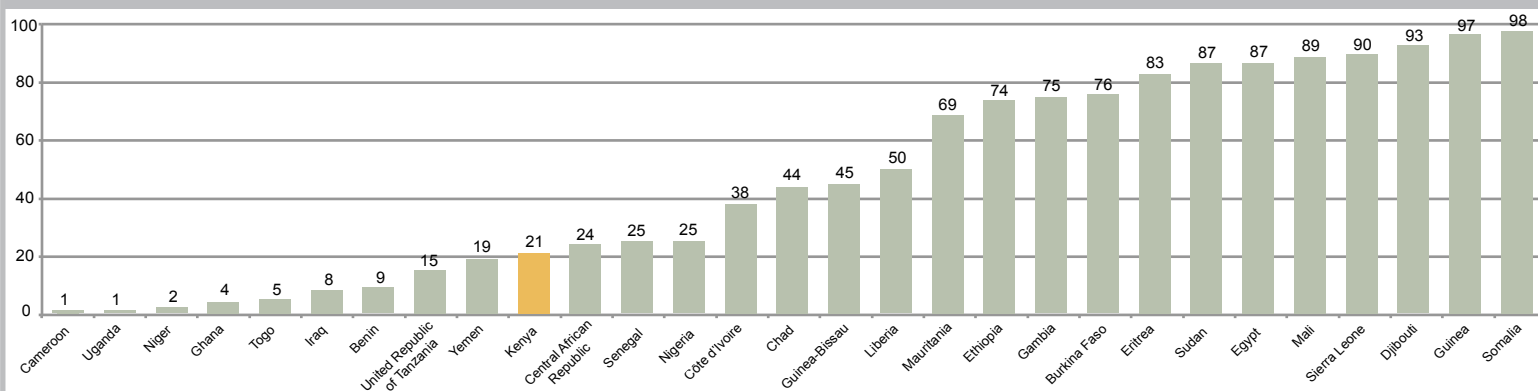
Note: N/A-not available. Data on attitudes towards FGM/C were not collected in the DHS 2003. Data on girls and women with no education in the chart above also include those who have incomplete primary education.

KENYA

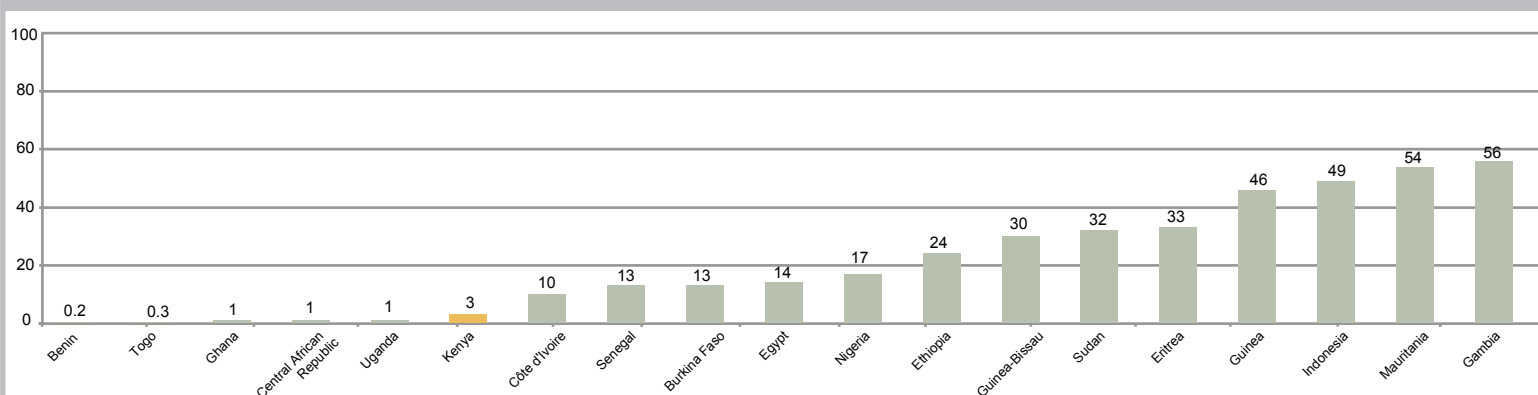


INTER-COUNTRY STATISTICAL OVERVIEW

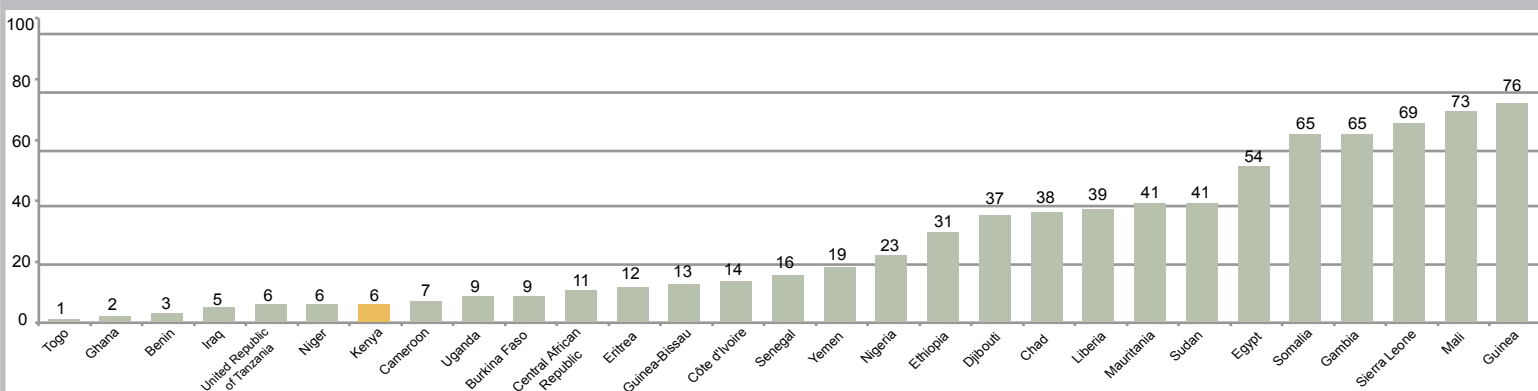
Percentage of girls and women aged 15 to 49 years who have undergone FGM/C



Percentage of girls aged 0 to 14 years who have undergone FGM/C (as reported by their mothers)



Percentage of girls and women aged 15 to 49 years who have heard about FGM/C and think the practice should continue



Notes: Egypt data refer to girls aged 1-14 years and Indonesia data refer to girls aged 0-11 years. An older source is used to report on the prevalence of FGM/C among girls aged 0-14 years for Gambia (MICS 2010) since the latest source did not collect these data. MICS data for Ghana (2011) could not be used to report on attitudes towards FGM/C due to the fact that information is missing for girls and women with no living daughters; data from MICS 2006 are used instead. In Liberia, only cut girls and women were asked about their attitudes towards FGM/C; since girls and women from practising communities are more likely to support the practice, the level of support in this country as captured by the 2013 DHS is higher than would be expected had all girls and women been asked their opinion. Prevalence data on FGM/C for girls and women aged 15-49 years and data on attitudes towards FGM/C are not available for Indonesia.

Sources: DHS, MICS, Population and Health Survey, RISKESDAS and Welfare Monitoring Survey, 2004-2015.

Updated February 2016

FOR MORE INFORMATION

Data and Analytics Section - Division of Data, Research and Policy
UNICEF, 3 UN Plaza, New York, 10017
Website: data.unicef.org Email: data@unicef.org