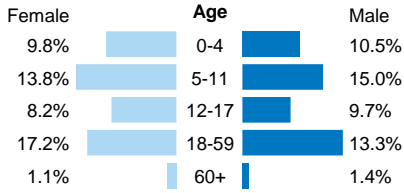


SOMALIA

Somali returnees from Kenya at 30 November 2017

74,606
refugee returnees (2014 - 2017)

Age, gender composition

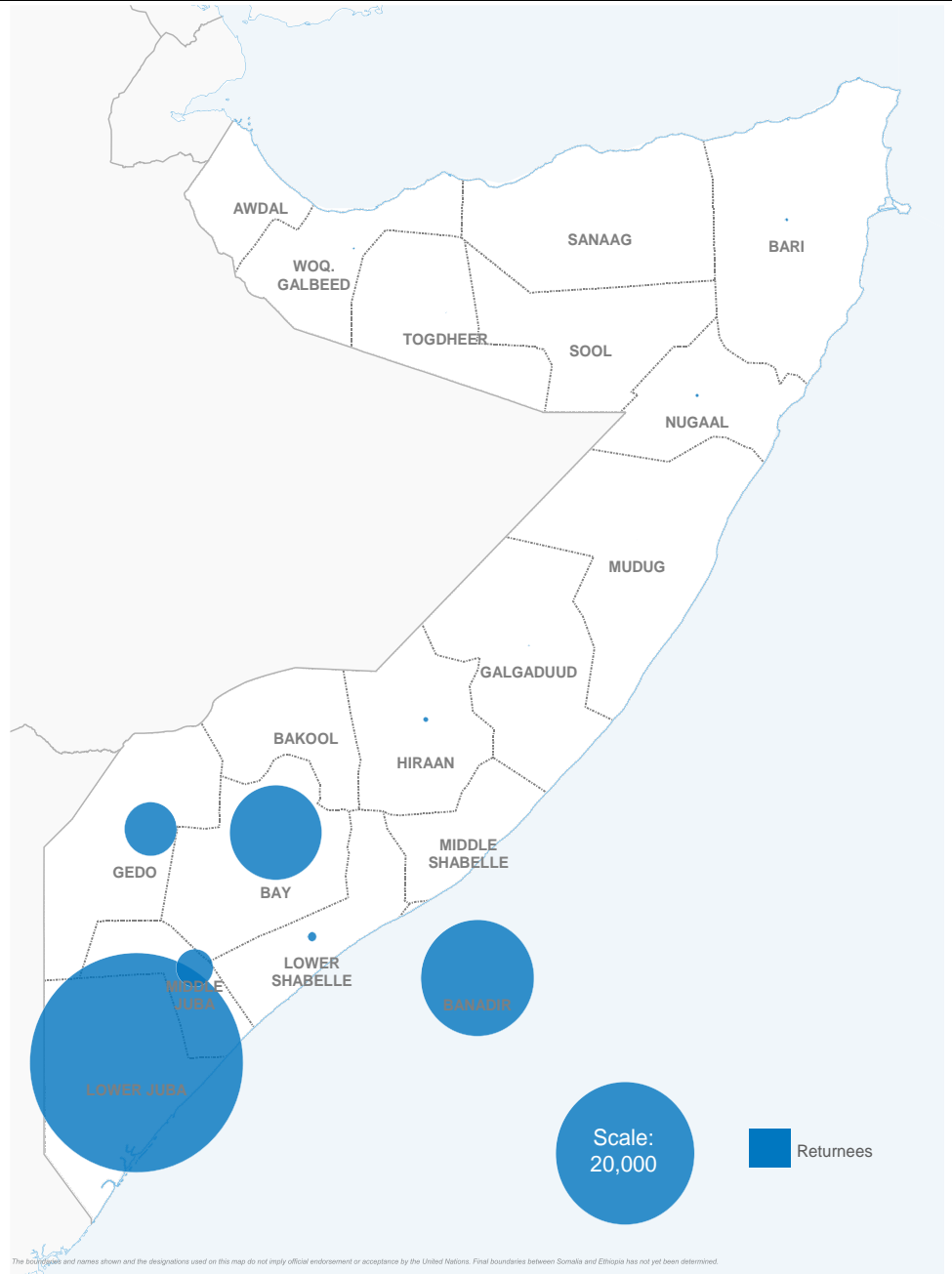


Women and children combined represent 85% of all returnees to date

Somali returnees by destination

Region	Individuals	%
Lower Juba	47,229	63%
Banadir	13,316	18%
Bay	8,830	12%
Gedo	2,860	4%
Middle Juba	1,431	2%
Mid Shabelle	787	1%
Lower Shabelle	89	0%
Hiraan	28	0%
Bari	12	0%
Nugaal	12	0%
Woq. Galbeed	6	0%
Other	6	0%
TOTAL	74,606	100%

Data on destinations for returnees from Kenya are generally based on the place of initial return. In the case of arrivals by road convoy in 2017, the final destination declared on arrival is used.

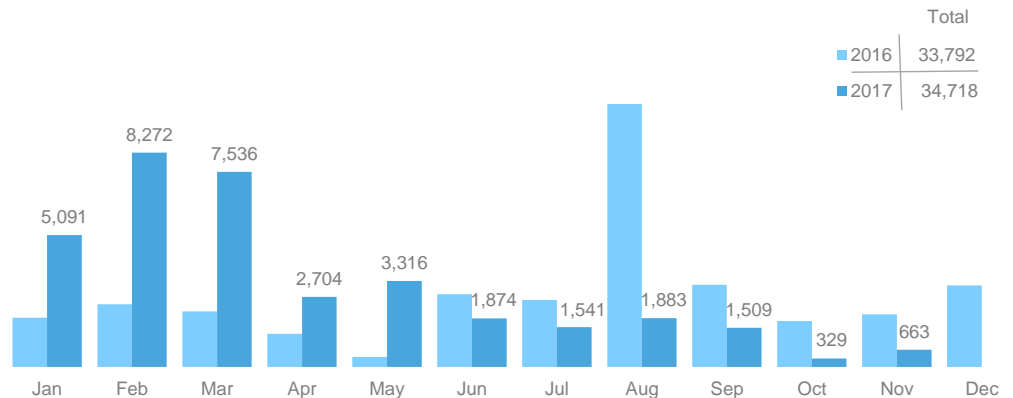


The boundaries and names shown on this map do not imply official endorsement or acceptance by the United Nations. Final boundaries between Somalia and Ethiopia has not yet been determined.

Returnee Special Needs 2014-2017

Category	Total
Disability	1,283
Separated Child	1,053
Elderly	423
Serious Medical Condition	267
Women at Risk	192
Child at Risk	98
Single Parent	89
Legal/Physical Protection	49
Other	42
SGBV	17
Grand Total	3,513

Returnees from Kenya by month



UNHCR is grateful for the generous contributions of donors who have directly contributed to the UNHCR Somalia operation in 2017

