

# SOMALIA

## Refugee, asylum-seekers and returnees at 31 December 2017

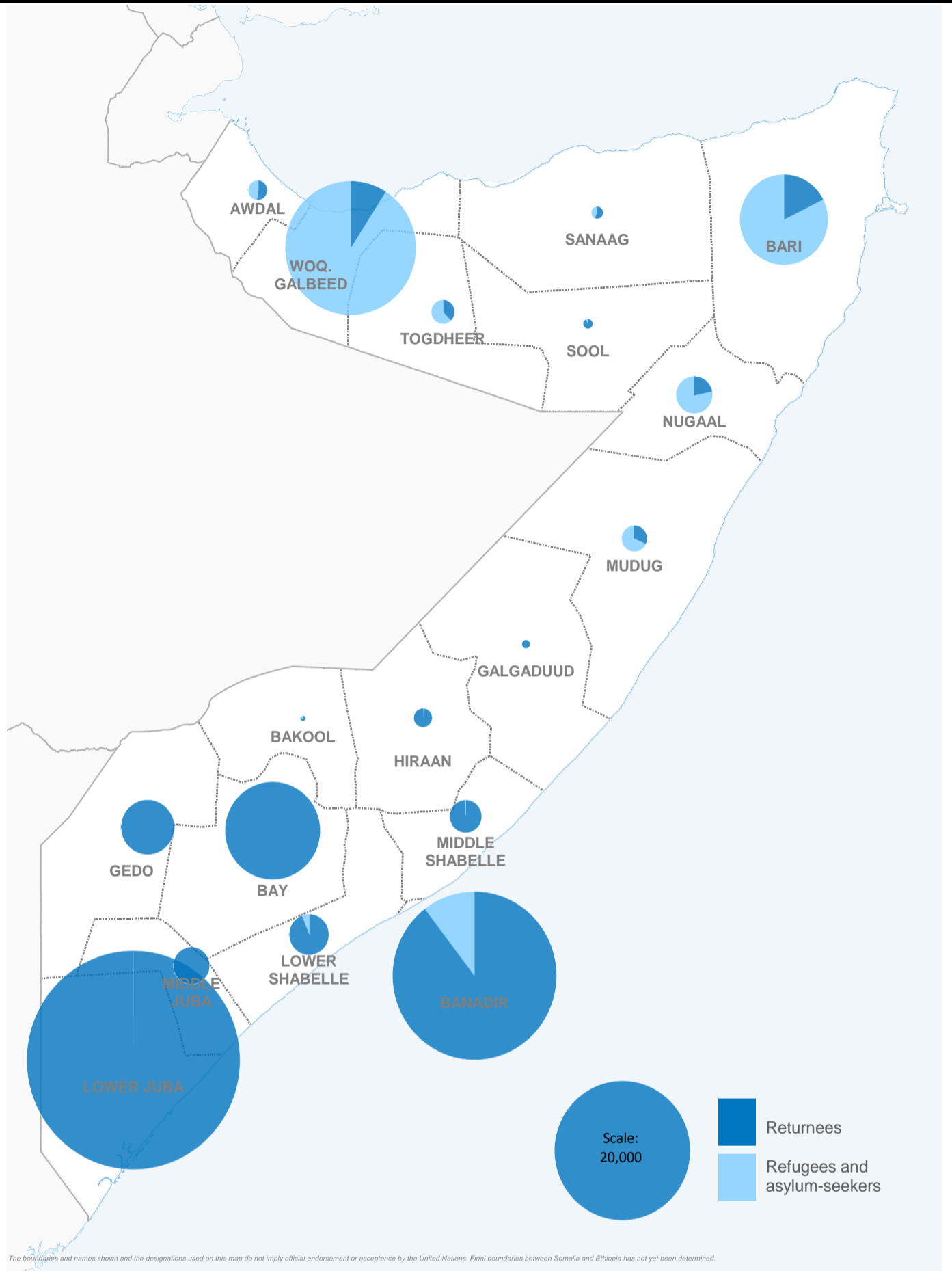
 **29,272**  
refugees & asylum-seekers

Destination	Ethiopia	Yemen	Other
Woq. Galbeed	11,604	4,967	296
Bari	4,635	2,304	16
Nugaal	1,058	86	4
Mudug	478	6	0
Togdheer	228	109	36
Awdal	31	160	7
Banadir	17	2,943	73
Sanaag	7	63	0
Sool	1	7	0
Mid. Shabelle	0	13	0
Low. Shabelle	0	7	0
Other	5	111	0
<b>TOTAL</b>	<b>18,064</b>	<b>10,776</b>	<b>432</b>

 **110,913**  
refugee returnees (2014 - 2017)

The total return figures include **626** returns from other countries such as Djibouti (600), Eritrea, Ethiopia and Pakistan.

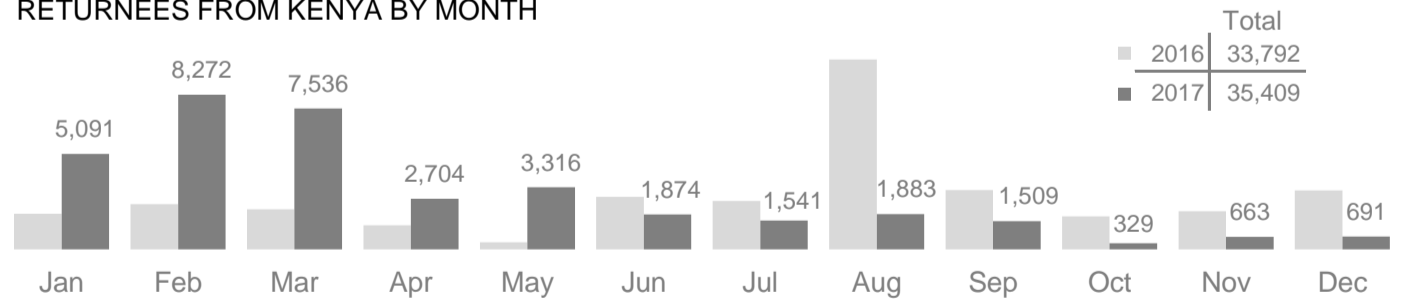
Destination	Kenya	Yemen
Banadir		12,758
Bari	12	1,474
Bay	8,841	1,022
Galgaduud	6	73
Gedo	2,860	263
Hiraan	32	345
Lower Juba	47,822	1,408
Lower Shabelle	101	1,522
Middle Juba	1,436	0
Mid Shabelle	787	329
Other	22	3,012
Unreg. Yemen		12,784
<b>TOTAL</b>	<b>75,297</b>	<b>34,990</b>



 **75,297**  
refugee returnees from Kenya  
(2014 - 2017)

Data on destinations for returnees from Kenya are generally based on the place of initial return. In the case of arrivals by road convoy in 2017, the final destination declared on arrival is used.

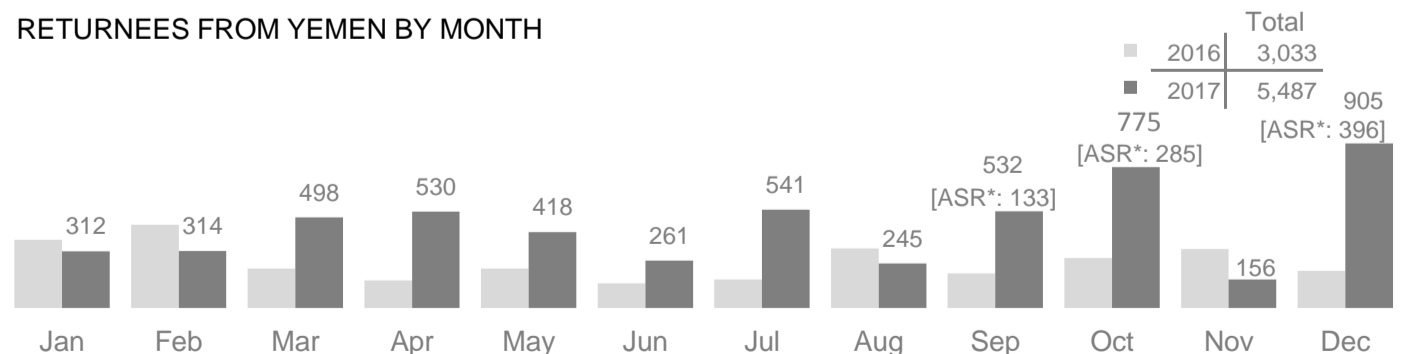
### RETURNEES FROM KENYA BY MONTH



 **34,990**  
refugee returnees from Yemen  
(2015 - 2017)

For Somali returnees from Yemen, individual details are recorded by authorities at port of arrival and provided to UNHCR for some 60% of all Somali arrivals. Destinations for returnees from Yemen are shown in the map only for this subset.

### RETURNEES FROM YEMEN BY MONTH



\*Assisted Spontaneous Returns

UNHCR is grateful for the generous contributions of donors who have directly contributed to the UNHCR Somalia operation in 2017

