

South Sudan - Refugees Statistics

as of 30 September 2017



KEY FIGURES

279,160
total refugee population

99%
Living in camps and settlements

275,183

82%
Are Women and Children

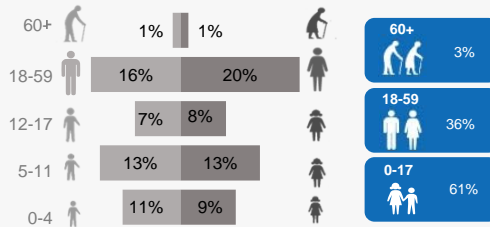
65,938
Households

1%
Living in urban areas

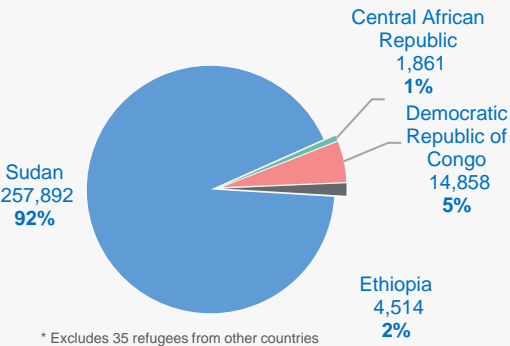
3,977

52%
Are female

Age and gender breakdowns

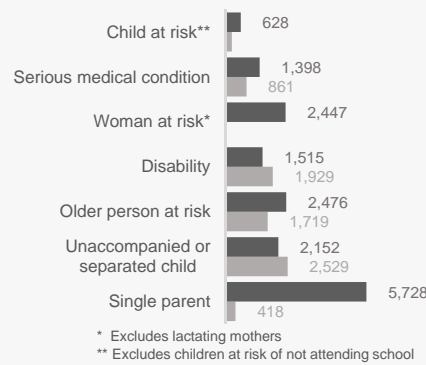


Main countries of origin*



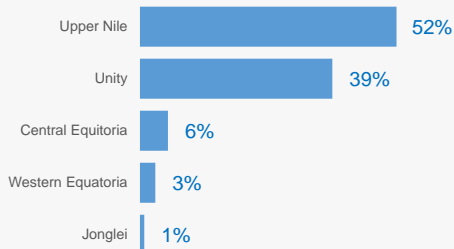
* Excludes 35 refugees from other countries

Main Specific needs



* Excludes lactating mothers
** Excludes children at risk of not attending school

States hosting refugees

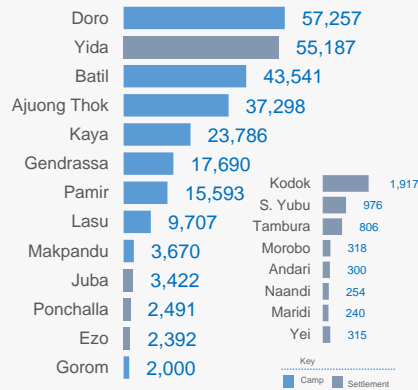


Our Partners

AAHI, ADRA, AHA, ACROSS, ACTED, CARE, CRA, DNPI, DRC, HDC, HI, IMC, INTERSOS, IRC, LWF, Nile Hope, RI, SP, SCI, TOCH, UMCOR, UNOPS, UN, WAV, WDG and WVI.

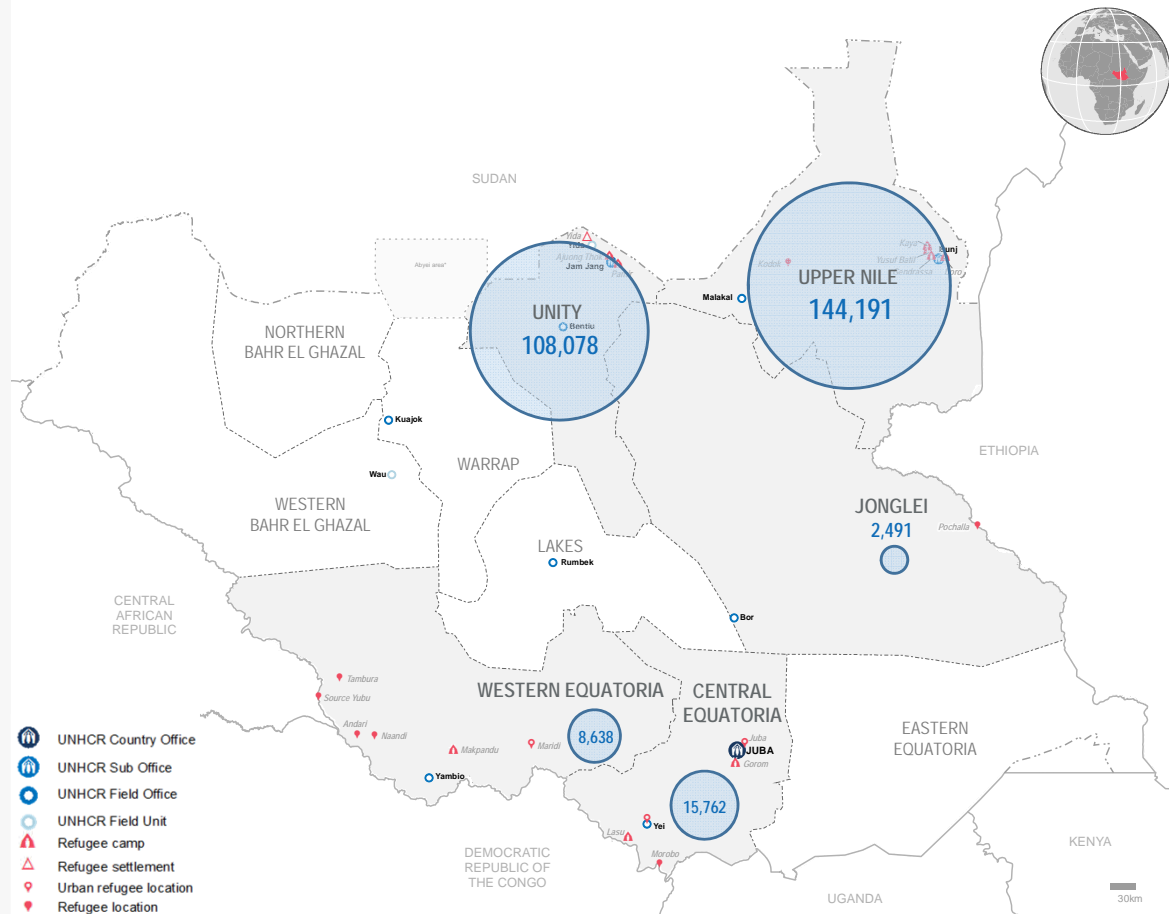
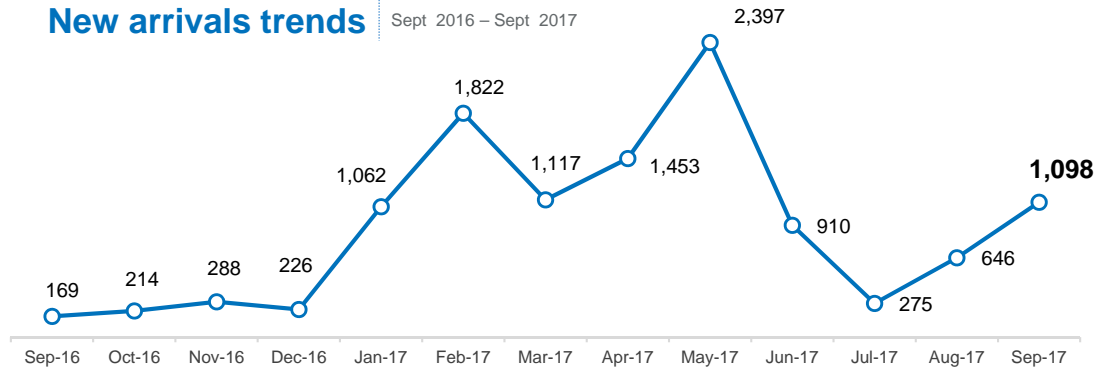
Notes: In addition to 279,160 refugees, South Sudan hosts **2,400 asylum seekers** (Juba -2,313; Makpandu- 86; Maban-1) and **1.87 million IDPs**.

Refugee locations



Key
Camp Settlement

New arrivals trends



- UNHCR Country Office
- UNHCR Sub Office
- UNHCR Field Office
- UNHCR Field Unit
- Refugee camp
- Refugee settlement
- Urban refugee location
- Refugee location

South Sudan Refugee statistics: Population by Location, Sex and Age Group

as of the 30-September-2017



State	Location	0 - 4 years			5 - 11 years			12 - 17 years			18 - 59 years			60 years +			Total			Households		
		F	M	Total	F	M	Total	F	M	Total	F	M	Total	F	M	Total	F	M	Total	F	M	Total
Upper Nile	Doro	5,689	6,093	11,782	7,645	7,930	15,575	4,367	4,611	8,978	11,137	8,496	19,633	701	588	1,289	29,539	27,718	57,257	6,702	6,160	12,862
	Kaya	2,115	2,332	4,447	3,038	3,091	6,129	1,672	1,690	3,362	4,926	3,876	8,802	441	605	1,046	12,192	11,594	23,786	2,581	2,992	5,573
	Yusuf Batil	3,986	4,302	8,288	5,712	5,923	11,635	3,145	3,176	6,321	8,684	6,721	15,405	844	1,048	1,892	22,371	21,170	43,541	4,333	5,071	9,404
	Gendrassa	1,666	1,743	3,409	2,328	2,333	4,661	1,246	1,217	2,463	3,580	2,931	6,511	285	361	646	9,105	8,585	17,690	1,912	2,177	4,089
	Kodok	66	57	123	358	342	700	144	140	284	413	337	750	31	29	60	1,012	905	1,917	324	212	536
	Total	13,522	14,527	28,049	19,081	19,619	38,700	10,574	10,834	21,408	28,740	22,361	51,101	2,302	2,631	4,933	74,219	69,972	144,191	15,852	16,612	32,464
Unity State	Ajounk Thok	3,754	3,681	7,435	4,486	4,464	8,950	2,818	3,290	6,108	7,227	7,059	14,286	297	222	519	18,582	18,716	37,298	4,826	4,014	8,840
	Pamir	1,802	1,856	3,658	2,041	2,045	4,086	1,247	1,275	2,522	3,065	2,008	5,073	153	101	254	8,308	7,285	15,593	2,568	1,098	3,666
	Yida	5,289	5,449	10,738	8,846	8,931	17,777	5,020	4,203	9,223	11,681	4,844	16,525	572	352	924	31,408	23,779	55,187	8,488	2,991	11,479
	Total	10,845	10,986	21,831	15,373	15,440	30,813	9,085	8,768	17,853	21,973	13,911	35,884	1,022	675	1,697	58,298	49,780	108,078	15,882	8,103	23,985
Central Equatoria	Gorom	178	172	350	224	234	458	133	157	290	421	445	866	27	9	36	983	1,017	2,000	335	414	749
	Juba	116	144	260	221	208	429	118	96	214	395	2,040	2,435	4	80	84	854	2,568	3,422	198	2,010	2,208
	Lasu	737	765	1,502	1,278	1,283	2,561	790	767	1,557	1,992	1,781	3,773	203	111	314	5,000	4,707	9,707	1,336	1,372	2,708
	Morobo	26	22	48	45	59	104	25	30	55	61	42	103	3	5	8	160	158	318	38	41	79
	Yei	29	35	64	28	29	57	21	23	44	77	69	146	3	1	4	158	157	315	76	59	135
	Total	1,086	1,138	2,224	1,796	1,813	3,609	1,087	1,073	2,160	2,946	4,377	7,323	240	206	446	7,155	8,607	15,762	1,983	3,896	5,879
Jonglei State	Pochalla	132	160	292	279	274	553	332	364	696	654	248	902	36	12	48	1,433	1,058	2,491	524	143	667
	Total	132	160	292	279	274	553	332	364	696	654	248	902	36	12	48	1,433	1,058	2,491	524	143	667
Western Equatoria	Andari	25	22	47	32	40	72	19	13	32	78	52	130	8	11	19	162	138	300	60	61	121
	Ezo	115	114	229	220	255	475	159	151	310	776	466	1,242	71	65	136	1,341	1,051	2,392	560	420	980
	Makpandu	308	301	609	501	437	938	237	252	489	790	734	1,524	54	56	110	1,890	1,780	3,670	467	626	1,093
	Maridi	4	5	9	39	35	74	20	20	40	51	65	116	0	1	1	114	126	240	40	58	98
	Naandi	23	17	40	33	35	68	15	20	35	49	49	98	7	6	13	127	127	254	39	44	83
	Source yubu	60	76	136	138	145	283	58	70	128	265	140	405	14	10	24	535	441	976	196	125	321
	Tambura	60	74	134	153	128	281	38	47	85	191	108	299	6	1	7	448	358	806	150	97	247
	Total	595	609	1,204	1,116	1,075	2,191	546	573	1,119	2,200	1,614	3,814	160	150	310	4,617	4,021	8,638	1,512	1,431	2,943
Grand total		26,180	27,420	53,600	37,645	38,221	75,866	21,624	21,612	43,236	56,513	42,511	99,024	3,760	3,674	7,434	145,722	133,438	279,160	35,753	30,185	65,938

South Sudan Statistics: Population by Country of Origin, Sex and Age Group



as of the 30-September-2017

Country of Origin	Settlement	Households (HHs)			Persons																		
		Total HHs	Female headed		0 - 4 years			5 - 11 years			12 - 17 years			18 - 59 years			60 years +			Total			
			HHs	%	F	M	T	F	M	T	F	F	M	T	F	M	T	F	M	T	F	M	T
CENTRAL AFRICAN REPUBLIC	Andari	1	-	0%	0	0	0	0	0	0	0	0	0	0	1	1	0	0	0	0	1	1	1
	Ezo	14	8	57%	1	2	3	3	7	10	3	2	5	11	5	16	1	1	2	19	17	36	
	Makpandu	35	6	17%	3	8	11	11	8	19	0	5	5	16	27	43	0	5	5	30	53	83	
	Naandi	7	4	57%	0	4	4	2	3	5	0	0	0	5	3	8	0	0	0	7	10	17	
	SourceYubu	309	188	61%	58	76	134	133	144	277	57	68	125	256	136	392	13	9	22	517	433	950	
	Tambura	232	141	61%	56	70	126	150	126	276	38	46	84	181	102	283	4	1	5	429	345	774	
	Total	598	347	58%	118	160	278	299	288	587	98	121	219	469	274	743	18	16	34	1,002	859	1,861	
DEMOCRATIC REPUBLIC OF THE CONGO	Gorom	1	-	0%	1	1	2	-	1	1	-	-	-	-	-	-	-	1	1	1	3	4	
	Andari	120	60	50%	25	22	47	32	40	72	19	13	32	78	51	129	8	11	19	162	137	299	
	Ezo	966	552	57%	114	112	226	217	248	465	156	149	305	765	461	1,226	70	64	134	1,322	1,034	2,356	
	Juba	1	-	0%	1	1	2	1	2	3	2	-	2	2	4	6	-	2	2	6	9	15	
	Lasu	2,251	1,226	54%	640	668	1,308	1,060	1,052	2,112	650	626	1,276	1,813	1,352	3,165	202	102	304	4,365	3,800	8,165	
	Makpandu	979	436	45%	275	257	532	432	372	804	199	220	419	699	591	1,290	54	50	104	1,659	1,490	3,149	
	Morobo	79	38	48%	26	22	48	45	59	104	25	30	55	61	42	103	3	5	8	160	158	318	
	Naandi	76	35	46%	23	13	36	31	32	63	15	20	35	44	46	90	7	6	13	120	117	237	
	SourceYubu	12	8	67%	2	-	2	5	1	6	1	2	3	9	4	13	1	1	2	18	8	26	
	Tambura	15	9	60%	4	4	8	3	2	5	-	1	1	10	6	16	2	-	2	19	13	32	
Yei	81	71	88%	29	35	64	27	28	55	21	20	41	72	21	93	3	1	4	152	105	257		
Total	4,581	2,435	5	1,140	1,135	2,275	1,853	1,837	3,690	1,088	1,081	2,169	3,553	2,578	6,131	350	243	593	7,984	6,874	14,858		
ETHIOPIA	Doro	1	1	0%	-	-	-	-	-	-	-	-	-	-	1	-	1	-	-	-	1	-	1
	Gorom	748	335	45%	177	171	348	224	233	457	133	157	290	421	445	866	27	8	35	982	1,014	1,996	
	Juba	-	-	0%	-	-	-	-	1	1	-	-	-	6	12	18	-	-	-	6	13	19	
	Makpandu*	-	-	0%	2	-	2	-	-	-	-	-	-	2	3	5	-	-	-	4	3	7	
	Pochalla	667	524	79%	132	160	292	279	274	553	332	364	696	654	248	902	36	12	48	1,433	1,058	2,491	
Total	1,416	860	61%	311	331	642	503	508	1,011	465	521	986	1,084	708	1,792	63	20	83	2,426	2,088	4,514		
SUDAN	Ajuong Thok	8,840	4,826	55%	3,754	3,681	7,435	4,486	4,464	8,950	2,818	3,290	6,108	7,227	7,059	14,286	297	222	519	18,582	18,716	37,298	
	Batil	9,404	4,333	46%	3,986	4,302	8,288	5,712	5,923	11,635	3,145	3,176	6,321	8,684	6,721	15,405	844	1,048	1,892	22,371	21,170	43,541	
	Doro	12,861	6,701	52%	5,689	6,093	11,782	7,645	7,930	15,575	4,367	4,611	8,978	11,135	8,496	19,631	701	588	1,289	29,537	27,718	57,255	
	Gendrassa	4,089	1,912	47%	1,666	1,743	3,409	2,328	2,333	4,661	1,246	1,217	2,463	3,580	2,931	6,511	285	361	646	9,105	8,585	17,690	
	Juba	2,202	198	9%	115	141	256	220	204	424	116	96	212	384	1,999	2,383	4	77	81	839	2,517	3,356	
	Kaya	5,573	2,581	46%	2,115	2,332	4,447	3,038	3,091	6,129	1,672	1,690	3,362	4,926	3,876	8,802	441	605	1,046	12,192	11,594	23,786	
	Kodok	536	324	60%	66	57	123	358	342	700	144	140	284	413	337	750	31	29	60	1,012	905	1,917	
	Lasu	457	110	24%	97	97	194	218	231	449	140	141	281	179	429	608	1	9	10	635	907	1,542	
	Makpandu	79	25	32%	28	36	64	58	57	115	38	27	65	73	112	185	-	1	1	197	233	430	
	Maridi	98	40	41%	4	5	9	39	35	74	20	20	40	51	65	116	-	1	1	114	126	240	
	Pamir	3,666	2,568	70%	1,802	1,856	3,658	2,041	2,045	4,086	1,247	1,275	2,522	3,065	2,008	5,073	153	101	254	8,308	7,285	15,593	
	Yei	54	5	9%	-	-	-	1	1	2	-	2	2	5	48	53	-	-	-	6	51	57	
	Yida	11,479	8,488	74%	5,289	5,449	10,738	8,846	8,931	17,777	5,020	4,203	9,223	11,681	4,844	16,525	572	352	924	31,408	23,779	55,187	
Total	59,338	32,111	54%	24,611	25,792	50,403	34,990	35,587	70,577	19,973	19,888	39,861	51,403	38,925	90,328	3,329	3,394	6,723	134,306	123,586	257,892		
Others*	Others*	5	-	0%	-	2	2	-	1	1	-	1	1	4	26	30	-	1	1	4	31	35	
	Total	5	-	0%	-	2	2	-	1	1	-	1	1	4	26	30	-	1	1	4	31	35	
Grand Total		65,938	35,753	687%	26,180	27,420	53,600	37,645	38,221	75,866	21,624	21,612	43,236	56,513	42,511	99,024	3,760	3,674	7,434	145,722	133,438	279,160	

* Refers to refugees from Uganda, Somalia, Eritrea, Syria, Burundi and Egypt spread in Gorom, Lasu, Juba, Makpandu and Doro.

Asylum Seekers Population by Country of Origin, Sex and Age Group in South Sudan

as of the 30-September-2017



Country of Origin	Location	Principal Applicants			Persons																	
		Total Cases	Female headed		0 - 4 years			5 - 11 years			12 - 17 years			18 - 59 years			60 years +			Total		
			Cases	%	F	M	T	F	M	T	F	M	T	F	M	T	F	M	T	F	M	T
BURUNDI	Juba	432	-	0%	14	10	24	4	3	7	3	3	6	29	429	457	0	0	0	50	445	495
	Total	432	-	0%	14	10	24	4	3	7	3	3	6	29	429	457	-	-	-	50	445	495
DEMOCRATIC REPUBLIC OF THE CONGO	Juba	1	1	100%	-	-	-	-	-	-	-	-	-	1	-	1	-	-	-	1	-	1
	Total	1	1	1	-	-	-	-	-	-	-	-	-	1	-	1	-	-	-	1	-	1
ERITREA	Juba	984	180	18%	67	68	135	15	17	32	1	4	5	323	799	1,122	-	26	26	406	914	1,320
	Makpandu	35	7	20%	7	6	13	2	4	6	-	-	-	16	28	44	-	2	2	25	40	65
	Total	1,019	187	18%	74	74	148	17	21	38	1	4	5	339	827	1,166	-	28	28	431	954	1,385
ETHIOPIA	Maban	1	-	0%	-	-	-	-	-	-	-	-	-	-	1	1	-	-	-	-	1	1
	Juba	218	41	19%	19	16	35	2	4	6	2	-	2	93	181	274	-	-	-	116	201	317
	Makpandu	10	1	10%	-	2	2	2	1	3	-	-	-	4	10	14	-	-	-	6	13	19
	Total	229	42	18%	19	18	37	4	5	9	2	-	2	97	192	289	-	-	-	122	215	337
KENYA	Juba	2	1	50%	-	-	-	-	-	-	-	-	-	1	1	2	-	-	-	1	1	2
	Makpandu	-	-	0%	-	-	-	-	-	-	-	-	-	-	-	-	-	1	1	-	1	1
	Total	2	1	50%	-	-	-	-	-	-	-	-	-	1	1	2	-	1	1	1	2	3
SOMALIA	Juba	143	20	14%	-	5	5	1	1	2	-	-	-	27	126	153	-	1	1	28	133	161
	Makpandu	-	-	0%	-	-	-	-	-	-	-	-	-	-	1	1	-	-	-	-	1	1
	Total	143	20	14%	-	5	5	1	1	2	-	-	-	27	127	154	-	1	1	28	134	162
SUDAN SYRIA UGANDA	Juba	14	-	0%	-	-	-	-	-	-	-	-	-	-	14	14	-	1	1	-	15	15
	Juba	1	-	0%	-	-	-	-	-	-	-	-	-	-	1	1	-	-	-	-	1	1
	Juba	1	-	0%	-	-	-	-	-	-	-	-	-	-	1	1	-	-	-	-	1	1
	Total	16	-	0%	-	-	-	-	-	-	-	-	-	-	16	16	-	1	1	-	17	17
Grand Total		1,842	251	14%	107	107	214	26	30	56	6	7	13	494	1,592	2,085	-	31	31	633	1,767	2,400