

Total Active Registered Iraqis

62,445

Standard Age and Gender

Age	0-4	5-11	12-17	18-35	36-59	60+	Total	%
Female	2,253	4,643	2,978	9,114	7,989	3,264	30,241	48.4%
Male	2,398	5,151	3,336	10,238	8,279	2,802	32,204	51.6%
Total	4,651	9,794	6,314	19,352	16,268	6,066	62,445	100%
	7.4%	15.7%	10.1%	31.0%	26.1%	9.7%		

Place of Origin

Baghdad	32,363	51.8%
Erbil	6,833	10.9%
Basrah	4,104	6.6%
Anbar	3,804	6.1%
Ninewa	3,700	5.9%
Dahuk	2,585	4.1%
Salah al-Din	1,311	2.1%
Thi-Qar	1,251	2.0%
Diyala	1,059	1.7%
Tameem	1,017	1.6%
Missan	567	0.9%
Muthanna	540	0.9%
Sulaymaniyah	509	0.8%
Babylon	452	0.7%
Wassit	349	0.6%
Najaf	303	0.5%
Qadissiya	213	0.3%
Kerbala	201	0.3%
Other	1,284	2.1%

Specific Needs

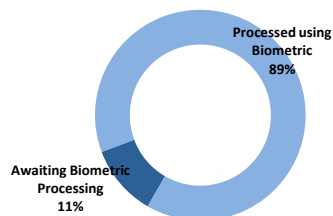
Serious medical condition	6,461	10.3%
Disability	2,370	3.8%
Specific legal and physical protection needs	1,980	3.2%
Child at risk	1,975	3.2%
Woman at risk	1,726	2.8%
Single parent	1,024	1.6%
Older person at risk	754	1.2%
Unaccompanied or separated child	170	0.3%
Total	16,460	26.4%

* An individual can have more than one specific need

Arrivals

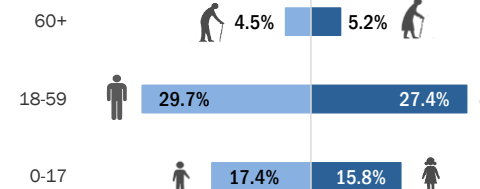
	Arrival	Registration
Pre-2006	4,407	72,669
2006	3,473	4,689
2007	2,297	31,285
2008	1,200	9,761
2009	1,532	6,840
2010	2,174	7,980
2011	2,655	7,767
2012	2,811	4,088
2013	5,071	5,392
2014	17,472	21,541
2015	8,664	9,868
2016	9,395	10,562
2017	1,294	2,152

Biometric Statistics (IRIS)



UNHCR Jordan

Age-Gender Breakdown

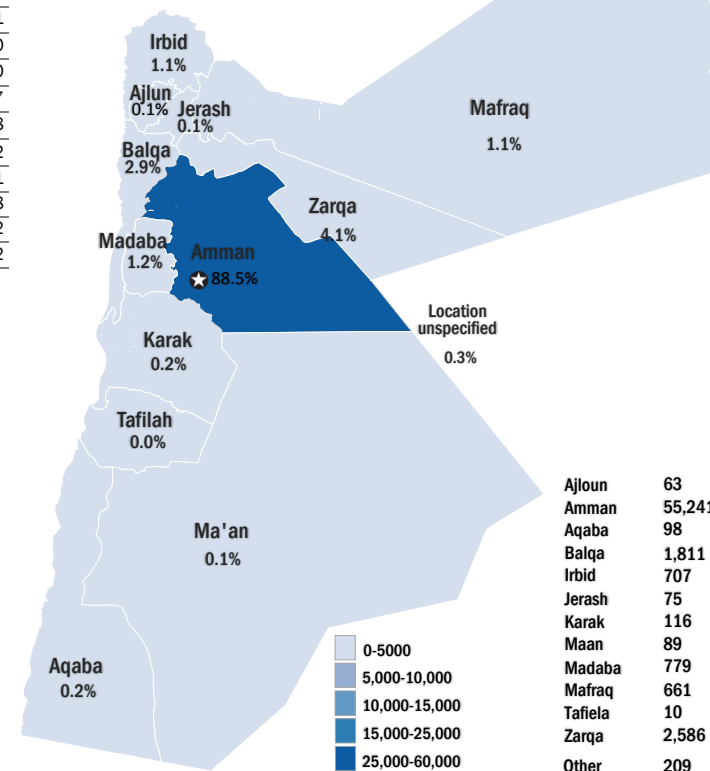


6,066
9.7%

35,620
57.0%

20,759
33.2%

UNHCR Registered Iraqis



Iraqi Arrival & Registration Trends since Jan 2013

