

# SAHEL Humanitarian Dashboard (May 2013)

## Key Planning Figures 2013



**11.4 million**  
Food insecure people



**1.5 million**  
< 5yo children estimated SAM burden



**3.5 million**  
< 5yo children and pregnant women estimated MAM



**520 thousand**  
Refugees



**391 thousand**  
Internally Displaced Persons



**1.71 billion**  
\$US Required for the Sahel

## Key drivers of the crisis



The **Food Insecurity and Nutrition crisis** further eroded the resilience of millions of people already suffering from chronic poverty



**Epidemics** Cholera, meningitis and measles are chronic in most of sahelian countries



**Floods**  
In 2012 severe floods affected more than 5 million people across the region

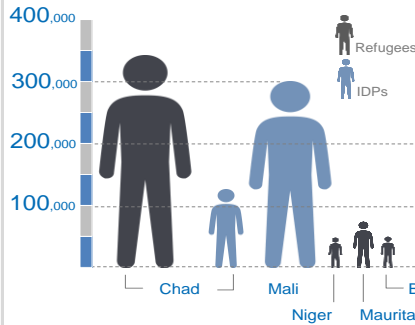


**Locust infestation** remains a threat in Mali, Mauritania, Niger and Chad



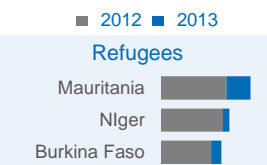
**Mali Crisis:** Insecurity continues in the north, with new attacks and other acts of violence, in addition to the presence of UXOs.

## 2013 Refugees And Internally Displaced Persons by Country

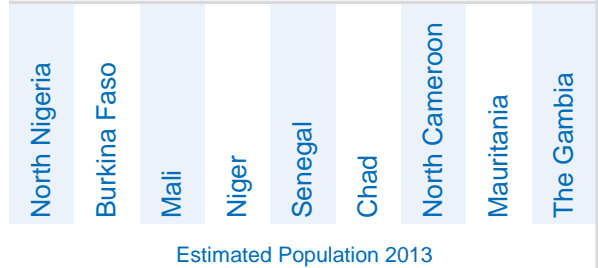


IDPs		390,783
Mali		300,783
Chad		90,000
Refugees		520,129
Chad		346,000
Mauritania		74,108
Burkina Faso		49,975
Niger		50,000
Others		46
TOTAL		910,912

## Conflict in Mali: population movement 2012 and 2013

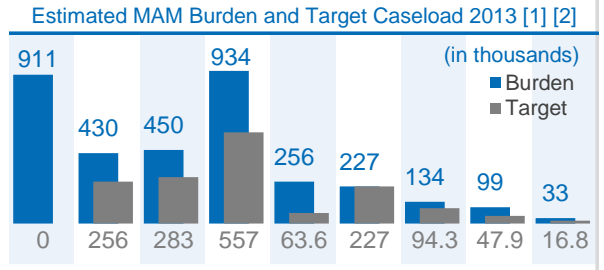
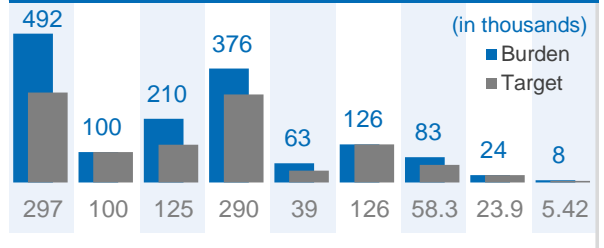
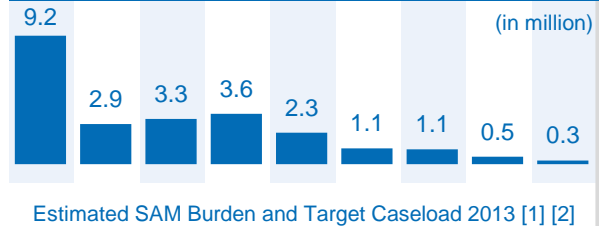
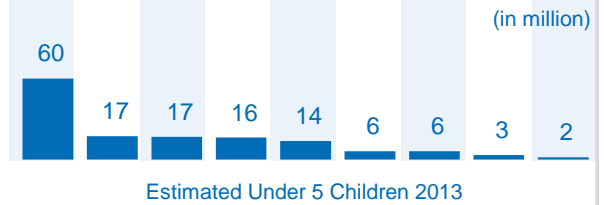



## Food Security and Nutrition Baseline Data



## Sahel Strategy Funding Update as of 12 May 2013

Legend: ■ Unmet ■ Funded



\* Regional food security coordination and support  
[1]&[2] Refer to footnote on next page

# SAHEL Humanitarian Dashboard (May 2013)

## Strategic Objectives 2013

- 1 Households are appropriately supported to rebuild after the 2012 crisis.
- 2 Chronic levels of food insecurity and malnutrition have been addressed through integrated programming to build resilience
- 3 Humanitarian actors respond effectively to the needs of refugees, displaced people and host communities resulting from both the complex emergency in Mali and other emergencies












2013 Requirements and Funding

US\$ 1,708,677,018











28% Funded




## Requirements Per Sector by Country

(in million \$US)




											
Chad	194.4	158.9	44.1	16.7	27.6	28.7	26.2	6.2	7.7	-	510.5
Mali	143.6	-	73.8	54.8	59.8	28.9	13.8	18.8	0.0	16.3	409.7
Niger	157.7	46.3	87.3	20.2	3.8	15.3	11.1	2.2	10.5	-	354.4
Mauritania	58.9	70.0	11.1	6.5	4.1	4.3	13.3	2.4	9.5	-	180.0
Burkina Faso	30.2	46.8	32.8	8.6	2.8	7.1	1.3	1.4	4.4	-	135.5
Senegal	31.4	1.5	17.6	1.8							52.3
Cameroon	2.7		15.7	3.0	0.4			1.7	0.3		23.8
Nigeria	3.0		18.0		1.1						22.0
Gambia	3.2		6.5	0.9			0.8	3.7			15.0
Regional	2.6						2.8				5.5
<b>Total</b>	<b>627.8</b>	<b>323.6</b>	<b>306.8</b>	<b>112.3</b>	<b>99.5</b>	<b>84.3</b>	<b>69.5</b>	<b>36.4</b>	<b>32.4</b>	<b>16.3</b>	<b>1,709</b>

## Percentage Funded Per Sector by Country

											Total
Chad	65%	8%	14%	4%	9%	10%	41%	0%	0%		32%
Mali	31%		17%	7%	25%	22%	77%	18%		32%	28%
Niger	4%	61%	37%	5%	0%	40%	38%	0%	5%		23%
Mauritania	15%	36%	8%	0%	4%	14%	26%	0%	0%		26%
Burkina Faso	11%	30%	2%	22%	42%	17%	0%	111%	0%		19%
Senegal	36%	0%	6%	0%							24%
Cameroon	130%		0%	0%	0%			0%	0%		80%
Nigeria	33%		50%		0%						50%
Gambia	0%		0%	0%			0%	0%			0%
Regional	0%						0%				0%
<b>Total</b>	<b>33%</b>	<b>25%</b>	<b>21%</b>	<b>7%</b>	<b>19%</b>	<b>21%</b>	<b>42%</b>	<b>14%</b>	<b>2%</b>	<b>32%</b>	<b>28%</b>

 Food Security  
 Nutrition  
 WASH

 Protection  
 Health  
 Coordination

 Education  
 Early Recovery  
 Emergency Shelter and NFI

 Multi-Sector Assistance to Refugees

For ease of presentation, Coordination, Logistics, and Emergency Telecommunications have been combined in this section. For details on projects in these clusters, please see the individual appeal pages at: <http://fts.unocha.org/pagelader.aspx?page=emerg-emergencies&section=CE&year=2013>

# SAHEL Humanitarian Dashboard (May 2013)

## 2013 Performance Monitoring (January - February)

FOOD ASSISTANCE	Conditional transfers (Cash / Voucher based)							Conditional transfers (Food based)						
	Country	January-13			February-13			Country	January-13			February-13		
		Monthly Target	Achieved	%	Monthly Target	Achieved	%		Monthly Target	Achieved	%	Monthly Target	Achieved	%
Burkina Faso	-	-	-	120,000	-	0%	Burkina Faso	-	-	-	-	-	-	
Cameroon	-	-	-	-	-	-	Cameroon	-	-	-	-	-	-	
Chad	-	-	-	-	-	-	Chad	-	-	-	-	-	-	
Gambia (The)	-	-	-	-	-	-	Gambia (The)	198,972	200,176	101%	-	-	-	
Mali	-	-	-	-	-	-	Mali	-	-	-	-	-	-	
Mauritania	-	-	-	-	-	-	Mauritania	-	-	-	-	-	-	
Niger	305,602	75,396	25%	305,604	218,238	71%	Niger	80,423	68,108	85%	80,423	80,070	100%	
Nigeria	-	-	-	-	-	-	Nigeria	-	-	-	-	-	-	
Senegal	-	-	-	-	-	-	Senegal	-	-	-	-	-	-	
<b>Sahel</b>	<b>305,602</b>	<b>75,396</b>	<b>25%</b>	<b>425,604</b>	<b>218,238</b>	<b>51%</b>	<b>Sahel</b>	<b>279,395</b>	<b>268,284</b>	<b>96%</b>	<b>80,423</b>	<b>80,070</b>	<b>100%</b>	

Unconditional transfers (Cash/Voucher based)							Unconditional transfers (food based)						
Country	January-13			February-13			Country	January-13			February-13		
	Monthly Target	Achieved	%	Monthly Target	Achieved	%		Monthly Target	Achieved	%	Monthly Target	Achieved	%
Burkina Faso	10,000	-	0%	10,000	-	0%	Burkina Faso	37,000	33,802	91%	37,000	39,952	108%
Cameroon	-	-	-	-	-	-	Cameroon	6,690	6,681	100%	33,700	33,697	100%
Chad	-	-	-	-	-	-	Chad	342,608	667,018	195%	342,768	667,130	195%
Gambia (The)	-	-	-	-	-	-	Gambia (The)	-	-	-	-	-	-
Mali	32,000	-	0%	32,000	4,040	13%	Mali	426,328	79,233	19%	426,328	121,694	29%
Mauritania	-	-	-	-	-	-	Mauritania	67,500	62,139	92%	72,593	72,190	99%
Niger	-	-	-	-	-	-	Niger	-	-	-	-	-	-
Nigeria	-	-	-	-	-	-	Nigeria	-	-	-	-	-	-
Senegal	-	-	-	-	-	-	Senegal	-	-	-	-	-	-
<b>Sahel</b>	<b>42,000</b>	<b>-</b>	<b>0%</b>	<b>42,000</b>	<b>4,040</b>	<b>10%</b>	<b>Sahel</b>	<b>880,126</b>	<b>848,873</b>	<b>96%</b>	<b>912,389</b>	<b>934,663</b>	<b>102%</b>

NUTRITION	Blanket Feeding in high risk areas (preventative)							# children 6-59 months with severe acute malnutrition admitted for therapeutic care						
	Country	January-13			February-13			Country	January-13			February-13		
		Monthly Target	Achieved	%	Monthly Target	Achieved	%		Monthly Target	Achieved	%	Monthly Target	Achieved	%
Burkina Faso	-	-	-	-	-	-	Burkina Faso	-	3,935	-	-	2,356	-	
Cameroon	-	-	-	-	-	-	Cameroon	-	3,198	-	-	915	-	
Chad	-	-	-	-	-	-	Chad	-	7,154	-	-	8,494	-	
Gambia (The)	-	-	-	-	-	-	Gambia (The)	-	-	-	-	-	-	
Mali	120,667	1,791	1%	120,667	24,577	20%	Mali	-	4,951	-	-	4,087	-	
Mauritania	-	-	-	5,325	4,993	94%	Mauritania	-	182	-	-	249	-	
Niger	5,485	5,549	101%	5,485	5,549	101%	Niger	-	25,947	-	-	22,794	-	
Nigeria	-	-	-	-	-	-	Nigeria	-	13,574	-	-	12,384	-	
Senegal	-	-	-	-	-	-	Senegal	-	763	-	-	503	-	
<b>Sahel</b>	<b>126,152</b>	<b>7,340</b>	<b>6%</b>	<b>131,477</b>	<b>35,119</b>	<b>27%</b>	<b>Sahel</b>	<b>-</b>	<b>59,704</b>	<b>-</b>	<b>-</b>	<b>51,782</b>	<b>-</b>	

AGRICULTURE	People assisted in Agriculture and Livestock				WaSH	People provided with a functional WaSH minimum package			
	Country	February-13				Country	February-13		
		Yearly Target	Achieved	%			Monthly Target	Achieved	%
Burkina Faso	724,780	3,521	0%	Burkina Faso	48,731	26,474	54%		
Cameroon	50,790	-	0%	Cameroon	-	-	-		
Chad	2,631,052	305,340	12%	Chad	-	-	-		
Gambia (The)	158,000	-	0%	Gambia (The)	-	-	-		
Mali	2,047,000	474,229	23%	Mali	2,000,000	51,802	3%		
Mauritania	553,600	35,640	6%	Mauritania	69,534	74,490	107%		
Niger	-	-	-	Niger	79,167	76,311	96%		
Nigeria	-	-	-	Nigeria	-	-	-		
Senegal	128,000	61,250	48%	Senegal	-	-	-		
<b>Sahel</b>	<b>6,293,222</b>	<b>879,980</b>	<b>14%</b>	<b>Sahel</b>	<b>2,197,432</b>	<b>229,077</b>	<b>10%</b>		

This performance monitoring is based on data collected through the sectors/clusters in the 9 Sahel Countries. Please refer to Sahel Bulletins for more