

Since January 2016 (not including Cash for NFI)

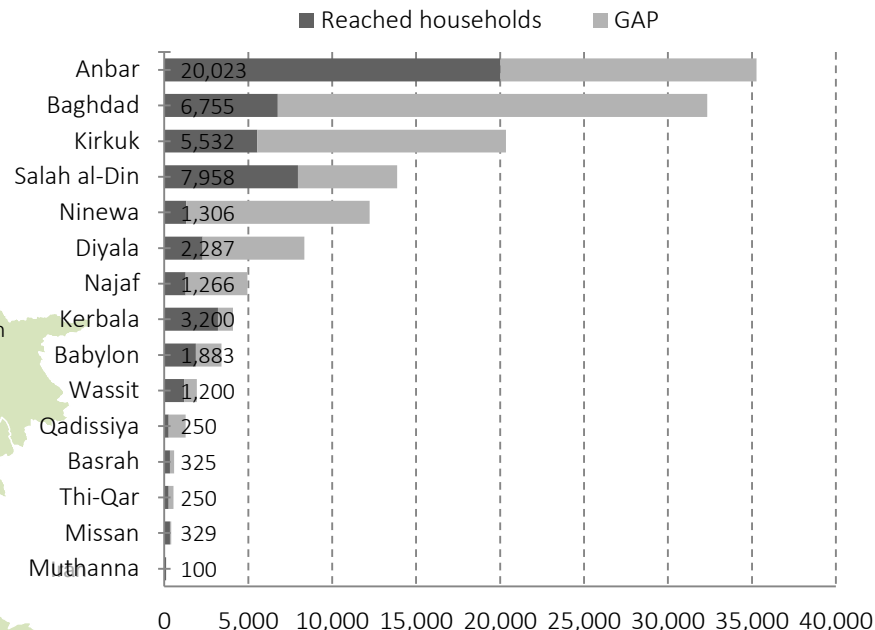
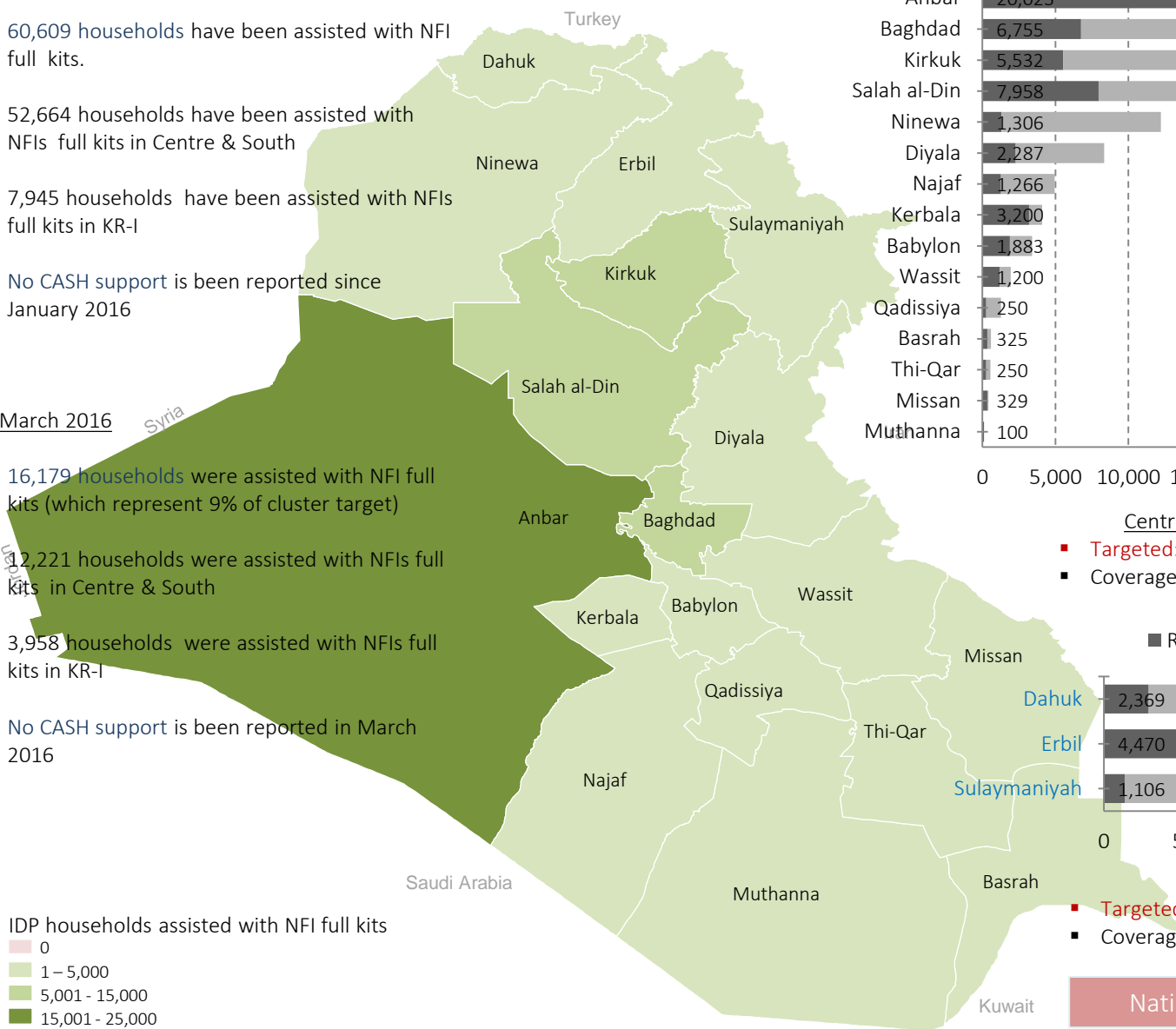
- 60,609 households have been assisted with NFI full kits.
- 52,664 households have been assisted with NFIs full kits in Centre & South
- 7,945 households have been assisted with NFIs full kits in KR-I
- No CASH support is been reported since January 2016

In March 2016

- 16,179 households were assisted with NFI full kits (which represent 9% of cluster target)
- 12,221 households were assisted with NFIs full kits in Centre & South
- 3,958 households were assisted with NFIs full kits in KR-I
- No CASH support is been reported in March 2016

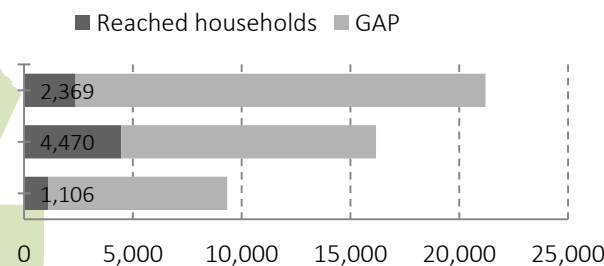
IDP households assisted with NFI full kits

- 0
- 1 – 5,000
- 5,001 - 15,000
- 15,001 - 25,000
- > 25,001



Centre & South sub-national cluster activity

- Targeted: 134,816 HHs. | Reached: 52,664 HHs
- Coverage against target: 39%



KR-I sub-national cluster activity

- Targeted: 46,719 HHs. | Reached: 7,945 HHs.
- Coverage against target: 17%

National Coverage against target: 33%