



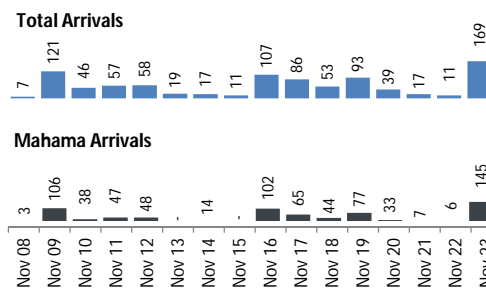
### Daily Statistics


Registered on 23rd November 2015 

Mahama	117
Kigali	-
Nyagatare	-
<b>Total</b>	<b>117</b>

Camp / Reception Centre Population 

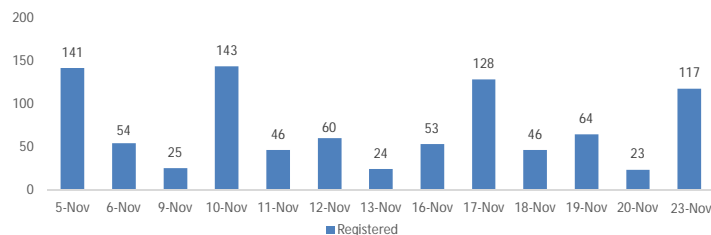
Bugesera*	417	142
Nyanza*	206	70
Nyagatare*	133	66
Mahama*	46,108	18,811
Kigali	21,888	9,154
Huye	2,943	947
<b>Total</b>	<b>71,695</b>	<b>29,190</b>



	<b>71,695</b>	<b>Total Active Refugees</b>
	71,072	Registered L2
	623	Registered L1
	6,696	Temporarily Inactivated**
	78,391	Active + Inactive Refugees

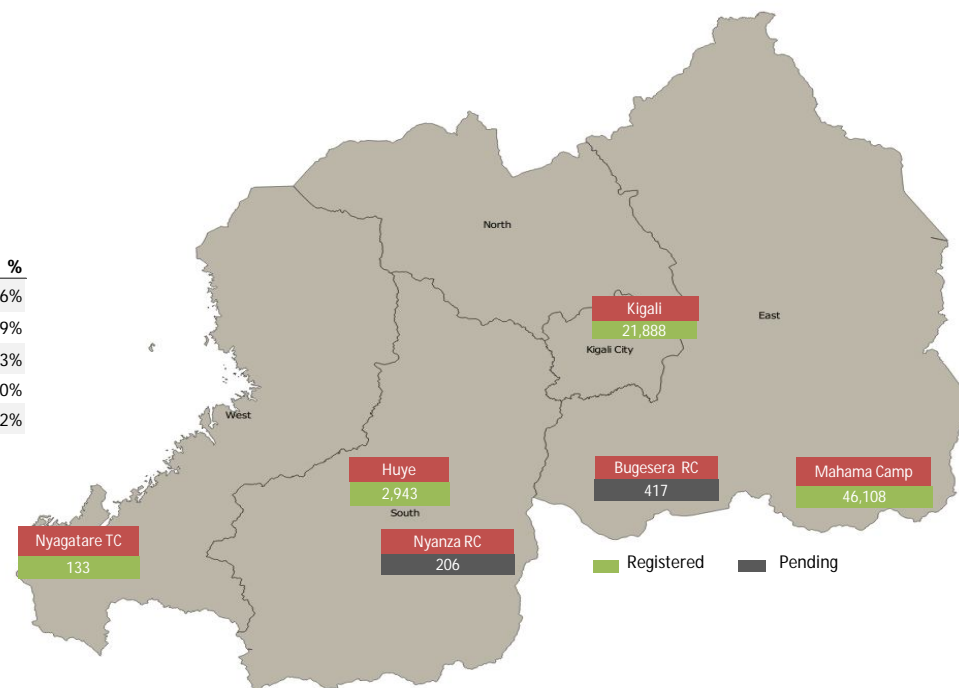
Nyanza Arrivals :9 Bugesera Arrivals :6 Rusizi Arrivals :9

Daily Registration Trends



Area of Origin	Age Cohort	Female	Male	Total	%
Kirundo	0 - 4 years	5,679	5,940	11,619	16%
Bujumbura	5 - 11 years	6,567	6,614	13,181	19%
Muyinga	12 - 17 years	4,756	4,832	9,588	13%
Ngozi	18 - 59 years	17,989	17,343	35,332	50%
Karuzi	60 + years	910	442	1,352	2%
Kayanza	<b>Total</b>	<b>35,901</b>	<b>35,171</b>	<b>71,072</b>	
Cibitoke					
Bubanza					
Gitega					
Mwaro					
Others					
<b>Total</b>					

Women and children make up **75%** of the registered population



\*Source: MIDIMAR Camp Manager

\*\* Individuals who left the Reception/Transit centers without authorization and whose whereabouts are unknown. Individuals in Bugesera and Nyanza RCs have undergone level 1 biometric registration

For more information please visit our website: <http://data.unhcr.org/burundi/country.php?id=182>