

Total Active Registered Syrians **657,134**



516,078

78.5%

Urban



141,056

21.5%

Camps

Standard Age and Gender

Age	0-4	5-11	12-17	18-35	36-59	60+	Total	%
Female	51,478	70,264	43,043	98,729	55,717	13,905	333,136	50.7%
Male	54,465	74,158	45,448	92,307	47,667	9,953	323,998	49.3%
Total	105,943	144,422	88,491	191,036	103,384	23,858	657,134	100%
	16.1%	22.0%	13.5%	29.1%	15.7%	3.6%		

Place of Origin

Dar'a	277,809	42.3%
Homs	106,694	16.2%
Rural Damascus	78,599	12.0%
Aleppo	64,415	9.8%
Damascus	48,990	7.5%
Hama	32,816	5.0%
Ar-raqqa	15,455	2.4%
Idleb	10,557	1.6%
Deir-ez-zor	6,187	0.9%
Al-hasakeh	4,971	0.8%
Quneitra	2,861	0.4%
As-sweida	1,392	0.2%
Lattakia	1,283	0.2%
Tartous	344	0.1%
Other	4,761	0.7%

Specific Needs

Specific legal and physical protection needs	50,493	7.7%
Child at risk	49,668	7.6%
Serious medical condition	41,438	6.3%
Woman at risk	25,163	3.8%
Single parent	21,387	3.3%
Disability	17,551	2.7%
Older person at risk	5,811	0.9%
Unaccompanied or separated child	4,848	0.7%
Total	216,359	32.9%

* An individual can have more than one specific need

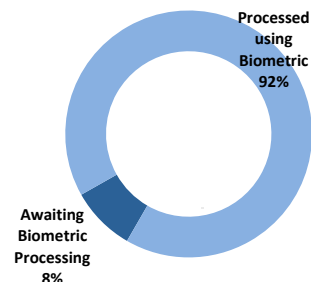
Arrivals

Pre-2011	9,979	1.5%
2011	22,530	3.4%
2012	176,291	26.8%
2013	302,104	46.0%
2014	81,558	12.4%
2015	33,131	5.0%
2016	31,541	4.8%

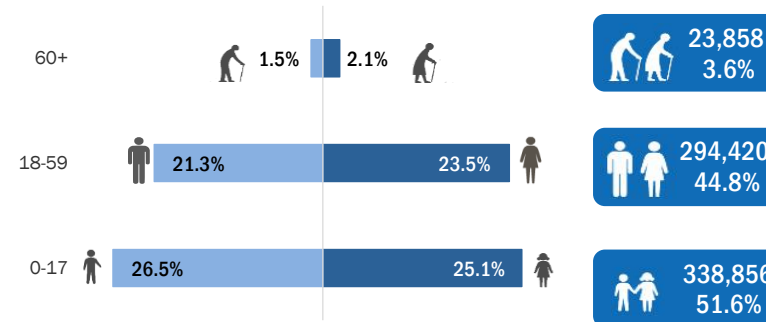
Registration Trend

2011	2,360	0.2%
2012	129,340	12.9%
2013	665,218	66.6%
2014	121,388	12.2%
2015	41,043	4.1%
2016	39,442	3.9%

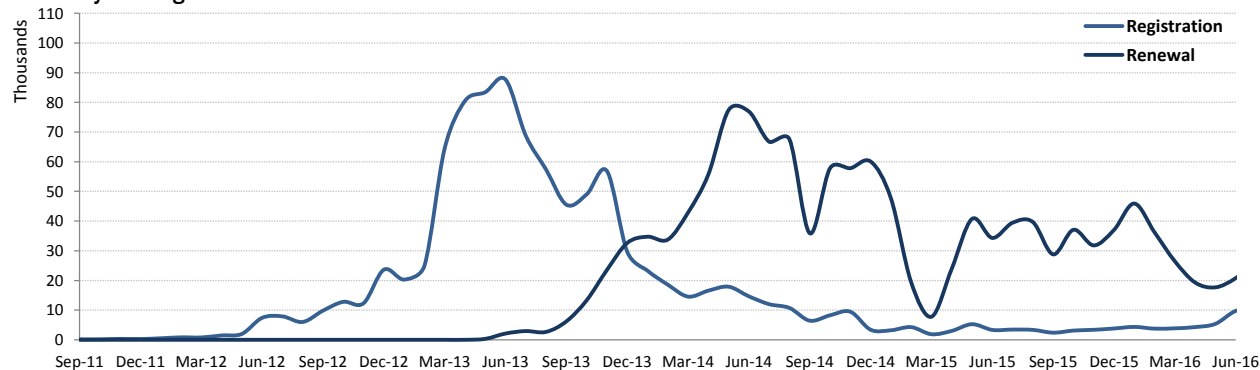
Biometric Statistics (IRIS)



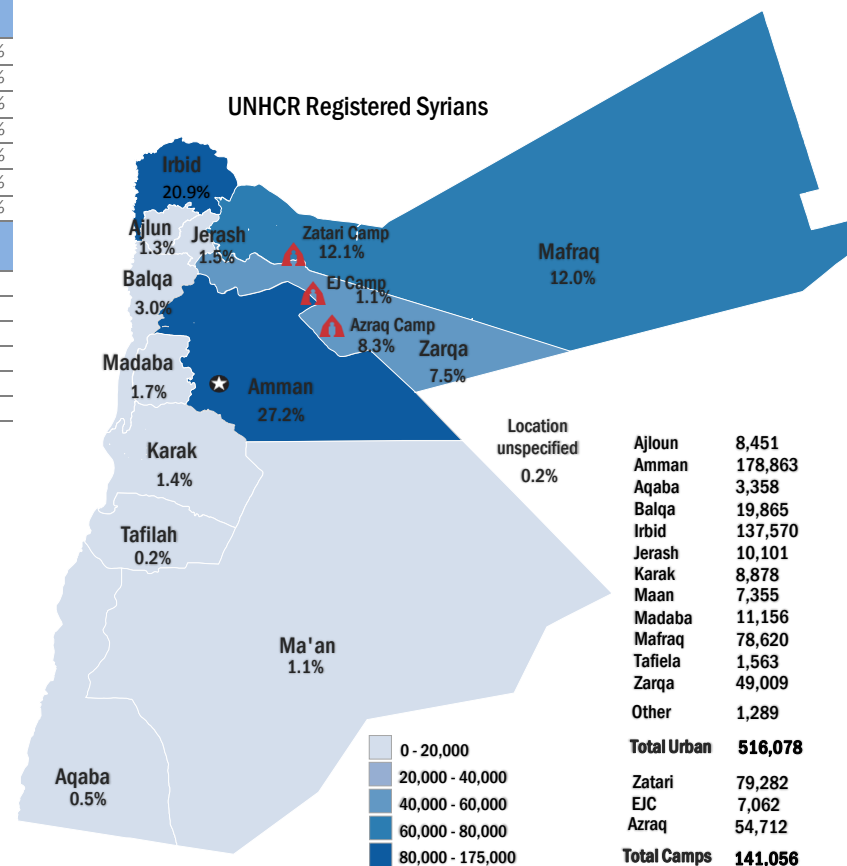
Age-Gender Breakdown



Syrian Registration Trend since 01 March 2011



UNHCR Registered Syrians



* Coloured map only reflects refugees living outside camps.