

Total Active Registered Iraqis **52,292**

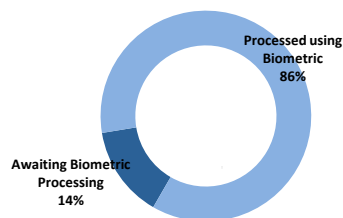
Standard Age and Gender								
Age	0-4	5-11	12-17	18-35	36-59	60+	Total	%
Female	2,196	3,784	2,472	7,602	6,618	2,632	25,304	48.4%
Male	2,399	4,095	2,722	8,723	6,764	2,285	26,988	51.6%
Total	4,595	7,879	5,194	16,325	13,382	4,917	52,292	100%
	8.8%	15.1%	9.9%	31.2%	25.6%	9.4%		

Place of Origin		
Baghdad	28,840	55.2%
Erbil	4,640	8.9%
Ninewa	3,396	6.5%
Basrah	3,289	6.3%
Anbar	3,205	6.1%
Dahuk	1,543	3.0%
Salah al-Din	1,182	2.3%
Thi-Qar	982	1.9%
Diyala	938	1.8%
Tameem	773	1.5%
Muthanna	468	0.9%
Babylon	404	0.8%
Sulaymaniyah	344	0.7%
Missan	336	0.6%
Najaf	280	0.5%
Wassit	264	0.5%
Qadissiya	192	0.4%
Kerbala	159	0.3%
Other	1,057	2.0%

Specific Needs			
Serious medical condition	4,577	8.8%	
Specific legal and physical protection needs	1,718	3.3%	
Disability	1,713	3.3%	
Woman at risk	1,495	2.9%	
Child at risk	1,468	2.8%	
Single parent	793	1.5%	
Older person at risk	636	1.2%	
Unaccompanied or separated child	156	0.3%	
Total	12,556	24.0%	

* An individual can have more than one specific need

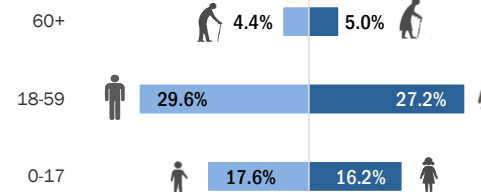
Biometric Statistics (IRIS)



Arrivals		
	Arrival	Registration
Pre-2006	4,376	72,668
2006	3,406	4,689
2007	2,216	31,284
2008	1,154	9,761
2009	1,505	6,840
2010	2,176	7,981
2011	2,674	7,767
2012	2,890	4,090
2013	5,438	5,396
2014	19,264	21,538
2015	7,193	9,013

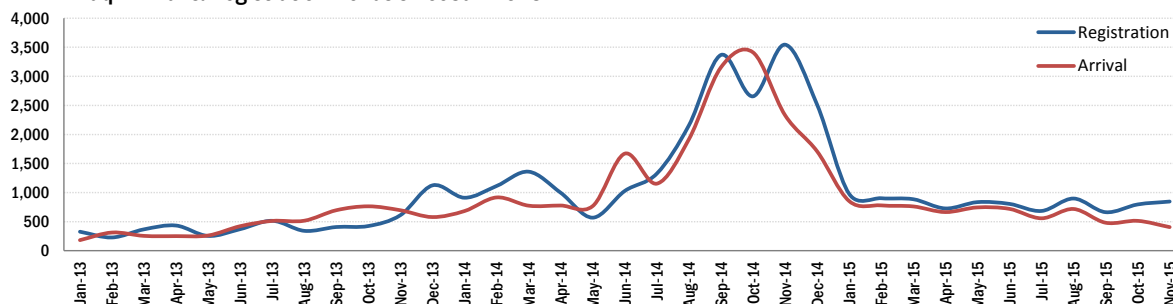
UNHCR Jordan

Age-Gender Breakdown

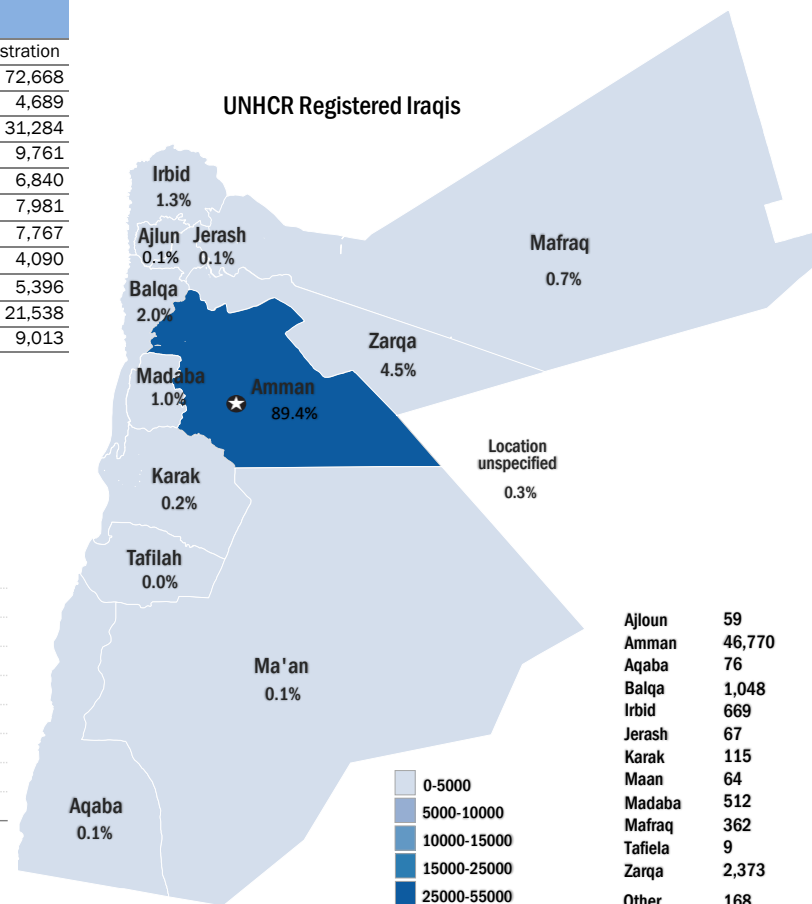


	4,917	9.4%
	29,707	56.8%
	17,668	33.8%

Iraqi Arrival & Registration Trends since Jan 2013



UNHCR Registered Iraqis



Ajlun	59
Amman	46,770
Aqaba	76
Balqa	1,048
Irbid	669
Jerash	67
Karak	115
Maan	64
Madaba	512
Mafraq	362
Tafila	9
Zarqa	2,373
Other	168