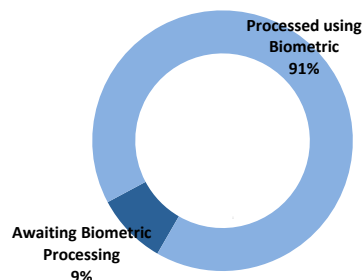


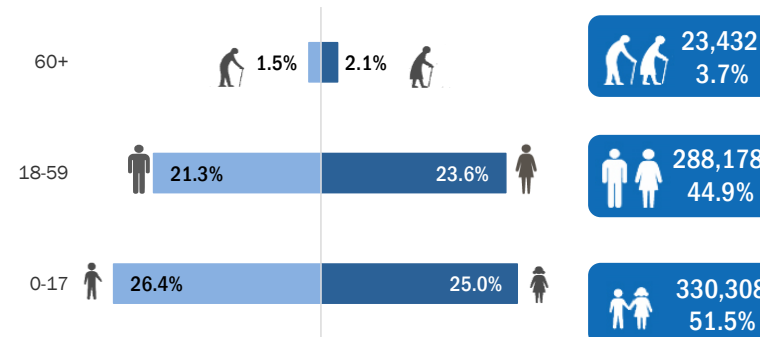
Total Active Registered Syrians

**641,918**

## Biometric Statistics (IRIS)



## Age-Gender Breakdown



**516,760**  
80.5%



**125,158**  
19.5%

## Standard Age and Gender

Age	0-4	5-11	12-17	18-35	36-59	60+	Total	%
Female	50,267	68,230	42,121	97,052	54,216	13,643	325,529	50.7%
Male	53,182	72,104	44,404	90,753	46,157	9,789	316,389	49.3%
<b>Total</b>	<b>103,449</b>	<b>140,334</b>	<b>86,525</b>	<b>187,805</b>	<b>100,373</b>	<b>23,432</b>	<b>641,918</b>	<b>100%</b>
	16.1%	21.9%	13.5%	29.3%	15.6%	3.7%		

## Place of Origin

Dar'a	278,595	43.4%
Homs	103,093	16.1%
Rural Damascus	78,313	12.2%
Aleppo	58,127	9.1%
Damascus	48,999	7.6%
Hama	31,994	5.0%
Ar-raqqa	12,526	2.0%
Idleb	10,330	1.6%
Al-hasakeh	4,862	0.8%
Deir-ez-zor	4,495	0.7%
Quneitra	2,842	0.4%
As-sweida	1,353	0.2%
Lattakia	1,280	0.2%
Tartous	343	0.1%
Other	4,766	0.7%

## Specific Needs

Specific legal and physical protection needs	50,688	7.9%
Child at risk	49,203	7.7%
Serious medical condition	39,219	6.1%
Woman at risk	26,220	4.1%
Single parent	20,802	3.2%
Disability	16,844	2.6%
Older person at risk	5,509	0.9%
Unaccompanied or separated child	4,766	0.7%
<b>Total</b>	<b>213,251</b>	<b>33.2%</b>

\* An individual can have more than one specific need

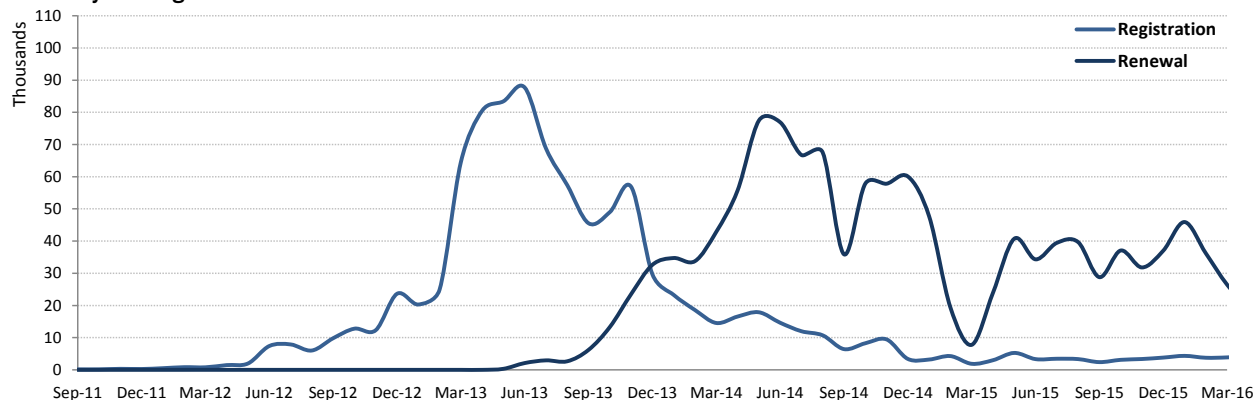
## Arrivals

Pre-2011	9,838	1.5%
2011	22,452	3.5%
2012	177,696	27.7%
2013	304,439	47.4%
2014	82,025	12.8%
2015	32,746	5.1%
2016	12,722	2.0%

## Registration Trend

2011	2,360	0.2%
2012	129,340	13.2%
2013	665,221	68.1%
2014	121,388	12.4%
2015	41,044	4.2%
2016	18,112	1.9%

## Syrian Registration Trend since 01 March 2011



## UNHCR Registered Syrians

