



Refugees/Migrants Emergency Response - Mediterranean

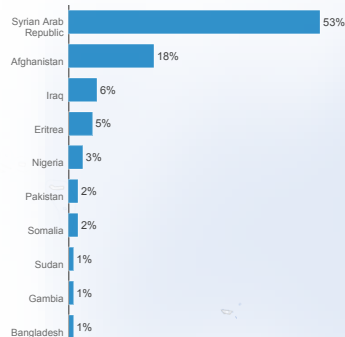
29 October 2015

<http://data.unhcr.org/mediterranean>

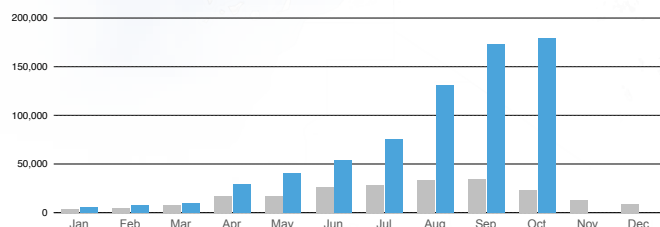
Increasing numbers of refugees and migrants take their chances aboard unseaworthy boats and dinghies in a desperate bid to reach Europe. The vast majority of those attempting this dangerous crossing are in need of international protection, fleeing war, violence and persecution in their country of origin. Every year these movements continue to exact a devastating toll on human life.

Top-10 nationalities of Mediterranean sea arrivals

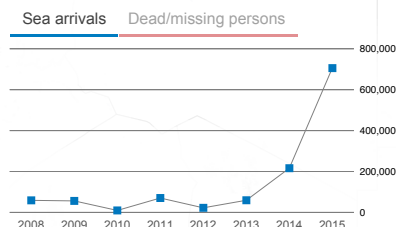
Top-10 nationalities represent **91%** of the sea arrivals



Comparison of monthly Mediterranean sea arrivals



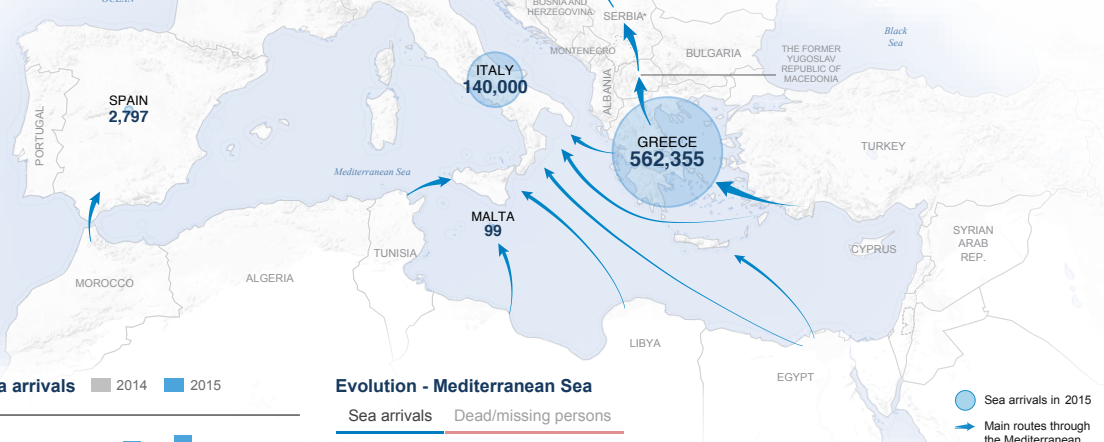
Evolution - Mediterranean Sea




705,251 arrivals by sea in 2015

3,310 dead/missing in 2015

85% of arrivals come from the world's top 10 refugee-producing countries



Demographics



*Serbia (AND KOSOVO): S/RES/1244 (1999)

The boundaries and names shown and the designations used on this map do not imply official endorsement or acceptance by the United Nations