



# SYRIANS IN SOUTHERN EUROPE

## UNHCR REGIONAL UPDATE

May 2015



### KEY FIGURES

**3.97Mln**

Syrian refugees.

**7.5Mln**

Syrians internally displaced

**96%**

Of Syrian refugees have fled to surrounding countries

**1.77Mln**

Syrian refugees in Turkey

**1.2Mln**

Syrian refugees in Lebanon

**629,000**

Syrian refugees in Jordan

**52%**

Of Syrian refugees are less than 18 years old

### FUNDING

**USD 1,342,533,176**

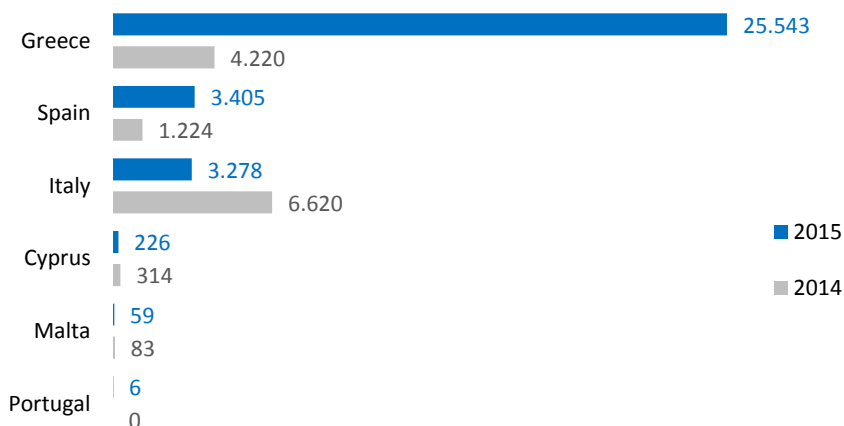
Requested for the Regional Refugee and Resilience plan in 2015.



### REGIONAL OVERVIEW

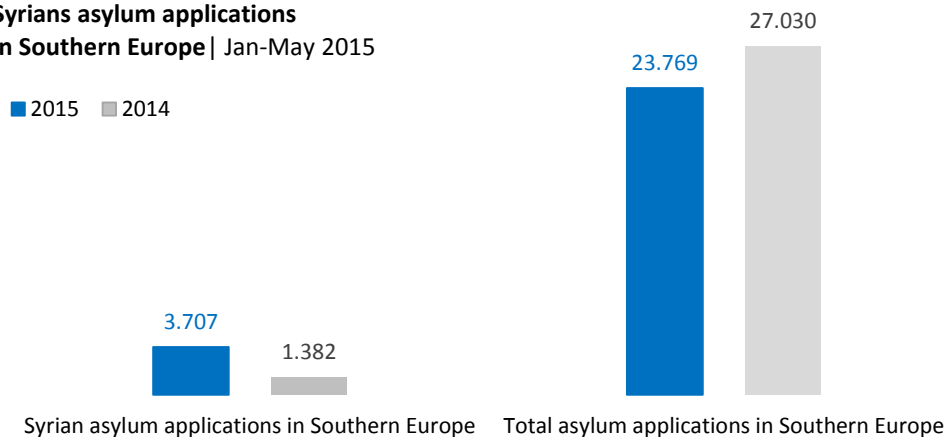
- Around 32,500 Syrians arrived so far in Southern Europe in 2015.
- Some 235,000 Syrians applied for asylum in Europe (28), Norway and Switzerland since 2011, less than 6% of Syrians who fled the conflict.
- In 2015, 3,707 new asylum applications were registered from Syrians in Southern Europe, over three times more than the same period of 2014 (1,128 applications).
- The vast majority of Syrians coming to Europe do not apply for asylum in Southern Europe, but rather proceeds towards northern EU countries. Only 3% of Syrians asylum applications were lodged in Southern Europe.

Syrian arrivals to Southern Europe | Jan-May 2015\*



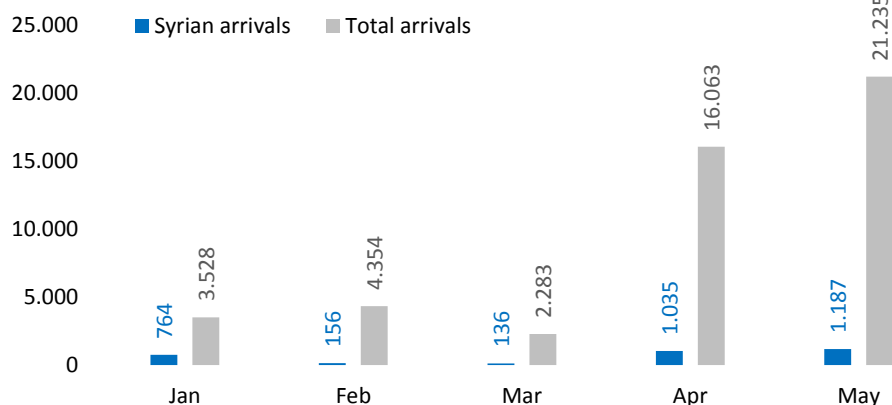
\*Data for Cyprus and Portugal refers to new asylum applications; data for Italy refers to sea arrivals.

Syrians asylum applications in Southern Europe | Jan-May 2015



## ITALY

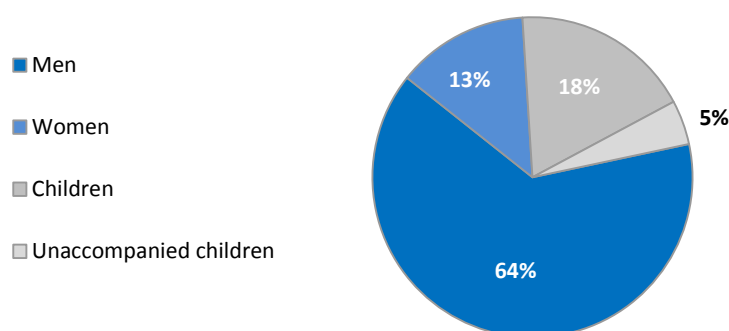
### Arrivals by sea | Jan-May 2015



47,463 sea arrivals to Italy as of May 2015. Syrians were the fifth largest group, with 3,278 new arrivals (7% of the total). In 2014, 42,323 Syrians arrived to Italy by sea.

Among 3,278 Syrian arrivals, there were 147 unaccompanied children. The total number of Syrian children arrived so far in 2015 is 743 (23%).

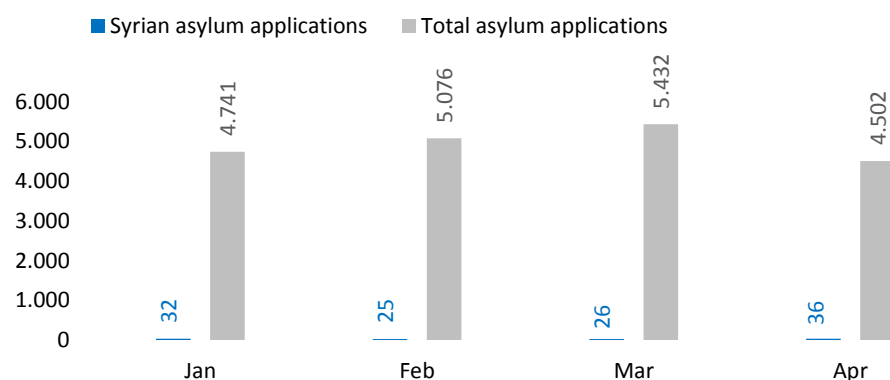
### Demographics of Syrian arrivals | Jan-May 2015



In the first four months of 2015, Syrians lodged 119 asylum applications, less than 1% of total applications in Italy (19,751).

Recognition rate for Syrians in 2014: 94% (60% refugee status, 34% subsidiary protection). In 2014, 229 Syrians were granted refugee status and 84 received subsidiary and humanitarian protection.

### New asylum applications | Jan-Apr 2015



Many Syrians who apply for asylum in Italy proceed elsewhere before their first instance interview. These cases are closed as rejected.

The majority of people who arrived to Italy by sea departed from Libya.

## PORTUGAL

In 2015, 422 individuals arrived to Portugal, 6 of them was Syrian.

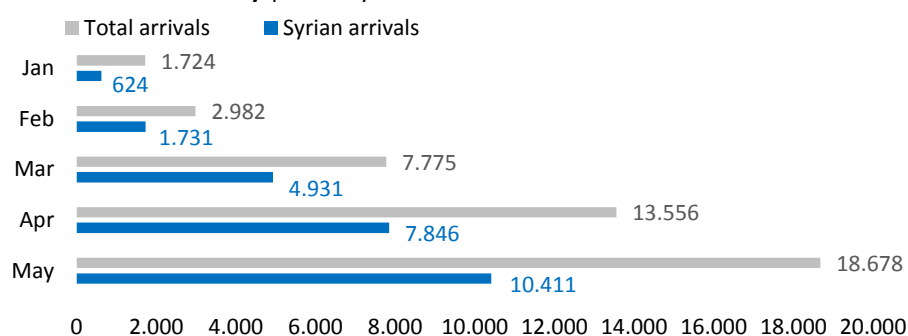
In 2014, there were 146 Syrians out of 506 total arrivals.

In 2015, 422 persons applied for asylum in Portugal, 200% more than the same period of 2014. 6 of them were Syrians.

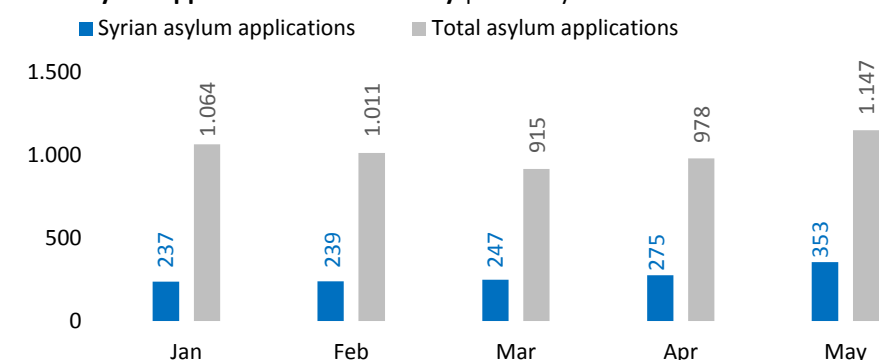
Portugal pledged to resettle 23 Syrian refugees in 2014.

## GREECE

### Arrivals in the country | Jan-May 2015



### New asylum applications in the country | Jan-May 2015



According to figures communicated to UNHCR by local Police and Coastguard authorities at the border areas, some **25,543** Syrians were recorded as new arrivals in the first five months of 2015. Many of them came from Turkey.

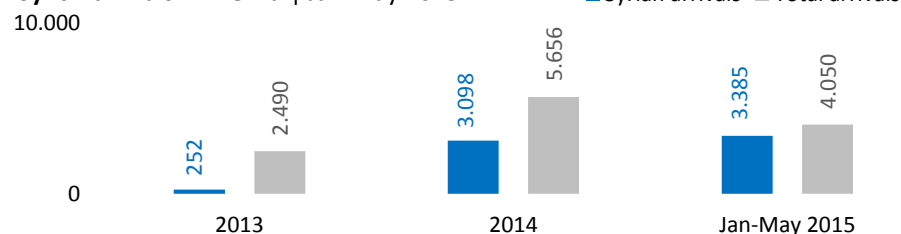
The number of Syrians arrived in 2015 is almost 4 times higher than the number of all arrivals for the same period in 2014 and entail **57%** of total arrivals in 2015.

As of May 2015, **5,115** persons applied for asylum in Greece, including **1,351** Syrians. In 2014, out of **9,432** asylum applications, **786** were lodged by Syrians.

Recognition rate for Syrians in 2015 is **99,9%**. In 2014, under the new asylum procedure, recognition rate was **99,6%**.

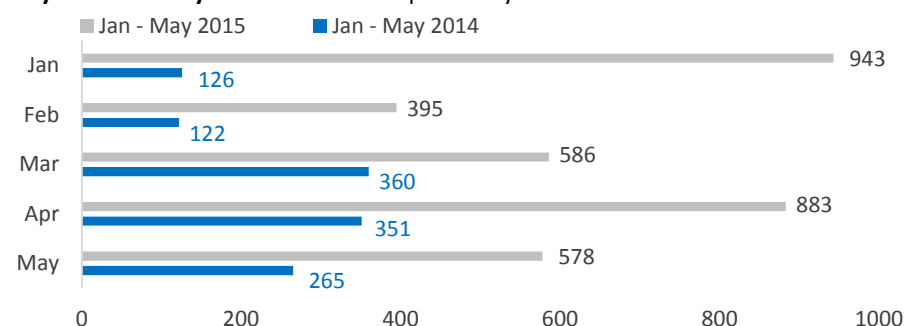
## SPAIN

### Syrian arrivals in Melilla | Jan-May 2015



In 2015, **3,385** Syrians have entered in the UE at the Melilla borders, almost three times more than the same period of 2014 (**99%** of total Syrian arrivals in the country).

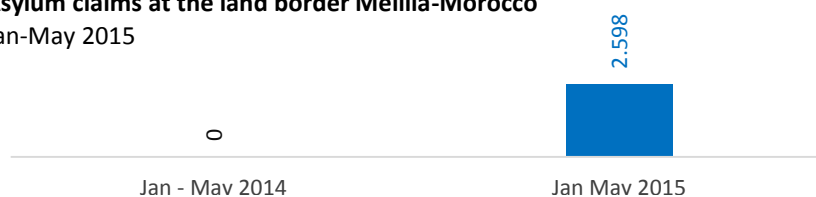
### Syrians monthly arrivals to Melilla | Jan-May 2015



The majority of Syrians entering Spain to Melilla are families. Many claims to use this land border in order to avoid dangerous Mediterranean sea routes.

In 2015, **72%** of Syrian nationals entered Melilla claiming international protection, whereas in the same period of 2014, there were no asylum claims at all at this border.

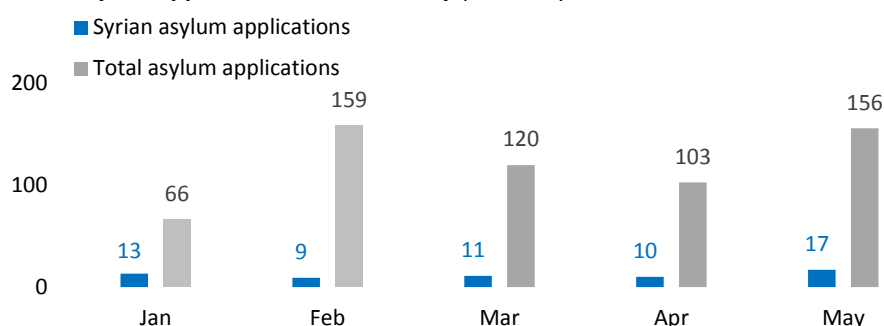
### Asylum claims at the land border Melilla-Morocco Jan-May 2015



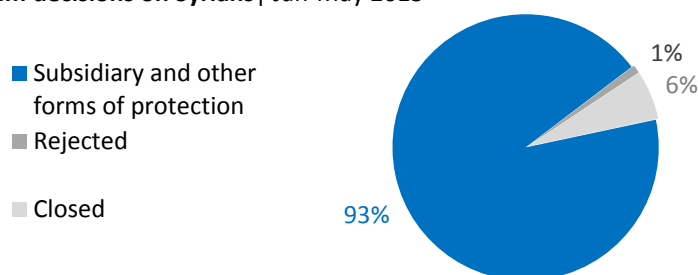
In 2014, **122** Syrians were granted refugee status and **1,044** received subsidiary protection. Total recognition rate in 2013: **98.7%**.

## MALTA

### New asylum applications in the country | Jan-May 2015



### Asylum decisions on Syrians | Jan-May 2015



In 2015, **621** individuals arrived to Malta, **95** by boat and **526** via regular means. **59** of those who came regularly were Syrians.

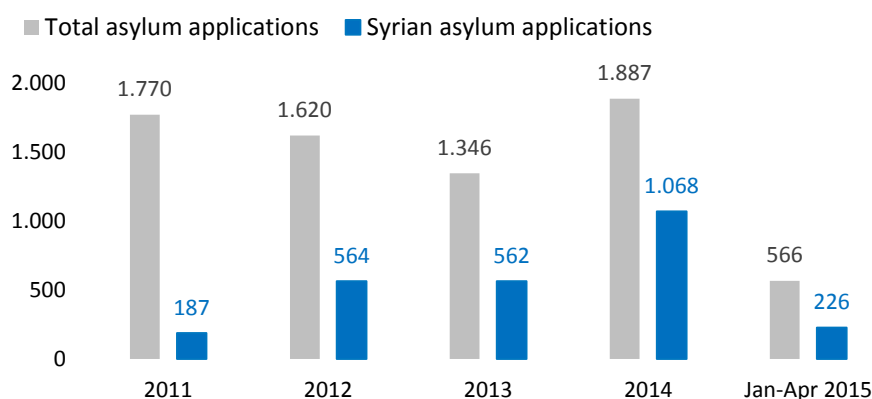
**251** Syrians who applied for asylum in Malta in 2014 came via regular means.

**60** Syrians applied for asylum in Malta in 2015, some **10%** of the total applications (**604**).

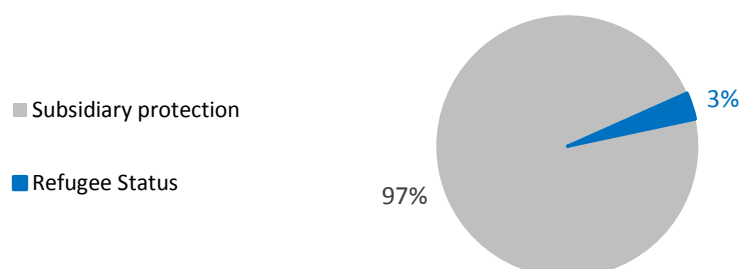
In 2015, there were **67** decisions on Syrians. **62** were granted subsidiary protection, four cases were closed, and one was rejected. Recognition rate of Syrian applicants in 2014: **98.5%**.

## CYPRUS

### New asylum applications in the country | 2011 - Apr 2015



### Positive decisions on Syrians | 2015



In 2014 there were between **6,000** and **8,000** Syrians present in the country. Many of them were already there under another status and became sur place refugees. New arrivals came mostly in an irregular manner.

In 2015, Syrians presented **226** asylum applications, some **40%** of total applications in the country (**566**).

In 2014, Syrians presented **1,068** asylum applications, **57%** of total asylum applications in the country. In 2013, Syrians lodged **562** applications.

In 2015, **9** Syrians were granted refugee status while **261** Syrians were granted subsidiary protection. In 2014, **3** Syrians were granted refugee status. In addition, **926** Syrians were granted subsidiary status.

#### Contacts:

Carlotta Sami, Senior Regional Public Information Officer, [sami@unhcr.org](mailto:sami@unhcr.org), Tel: +39 06 80212316, Cell +39 335 679 4746  
Iosto Ibba, Public Information Consultant, [ibba@unhcr.org](mailto:ibba@unhcr.org), Tel: +39 06 80212326, Cell +39 331 635 5517