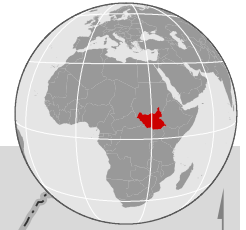




# SOUTH SUDAN SITUATION : Regional overview of refugees from South Sudan

New arrivals since 15 Dec 2013 | as of 25 June 2015



## KEY FIGURES



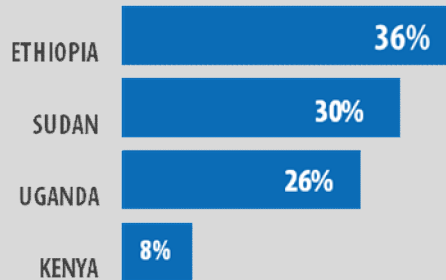
total displaced population  
since 15 Dec 2013

**592,795 refugees**  
**1.54 million IDPs**


**SUDAN**  
**180,506**



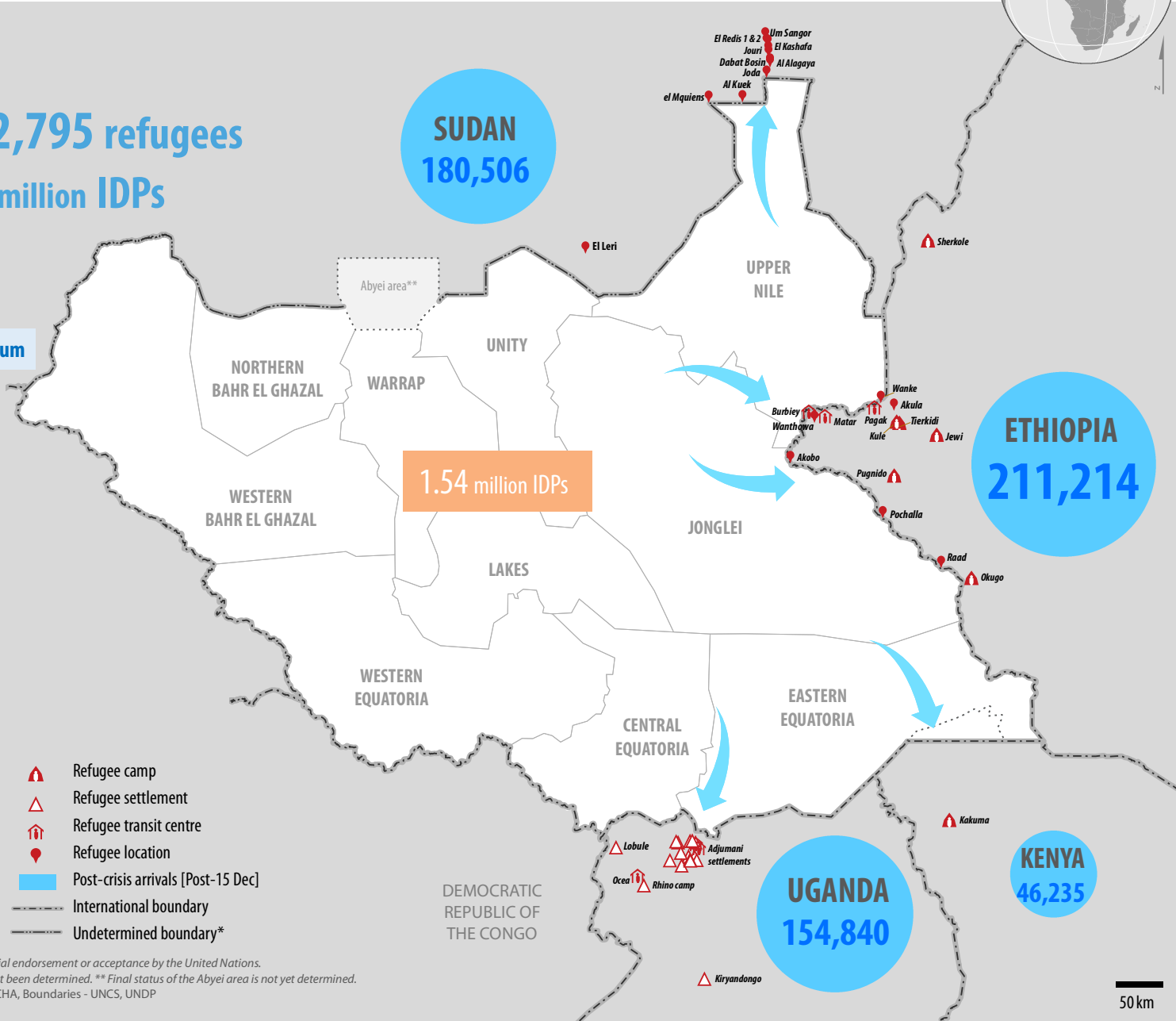
### distribution of refugees by country of asylum



### Age breakdown of registered refugees



The age-gender breakdown for refugees in Sudan is not yet available since UNHCR has only recently been granted access to formally register refugees.



- Refugee camp
- Refugee settlement
- Refugee transit centre
- Refugee location
- Post-crisis arrivals [Post-15 Dec]
- International boundary
- Undetermined boundary\*

The boundaries and names shown and the designations used on this map do not imply official endorsement or acceptance by the United Nations.  
 \* Final boundary between the Republic of Sudan and the Republic of South Sudan has not yet been determined. \*\* Final status of the Abyei area is not yet determined.  
 Creation date: 29 June 2015 Sources: Refugee statistics - UNHCR, IDP statistics - UNOCHA, Boundaries - UNCS, UNDP  
 Feedback: UNHCR Regional Support Hub in Nairobi kenrsgis@unhcr.org