

Total Active Registered Syrians 636,169



519,667
81.7%



116,502
18.3%

Standard Age and Gender

Age	0-4	5-11	12-17	18-35	36-59	60+	Total	%
Female	49,754	67,656	41,598	96,666	53,508	13,364	322,546	50.7%
Male	52,717	71,383	43,981	90,206	45,788	9,548	313,623	49.3%
Total	102,471	139,039	85,579	186,872	99,296	22,912	636,169	100%
	16.1%	21.9%	13.5%	29.4%	15.6%	3.6%		

Place of Origin

Dar'a	280,830	44.1%
Homs	101,515	16.0%
Rural Damascus	78,037	12.3%
Aleppo	54,247	8.5%
Damascus	49,045	7.7%
Hama	31,513	5.0%
Ar-raqqa	11,553	1.8%
Idleb	10,137	1.6%
Al-hasakeh	4,781	0.8%
Deir-ez-zor	4,006	0.6%
Quneitra	2,826	0.4%
As-sweida	1,310	0.2%
Lattakia	1,269	0.2%
Tartous	347	0.1%
Other	4,753	0.7%

Specific Needs

Specific legal and physical protection needs	50,146	7.9%
Child at risk	48,187	7.6%
Serious medical condition	37,588	5.9%
Woman at risk	25,451	4.0%
Single parent	20,069	3.2%
Disability	16,290	2.6%
Older person at risk	5,263	0.8%
Unaccompanied or separated child	4,658	0.7%
Total	207,652	32.6%

* An individual can have more than one specific need

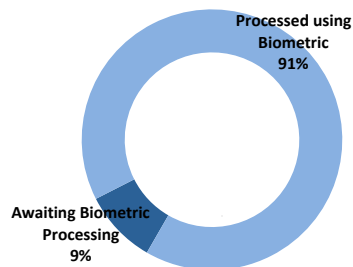
Arrivals

Pre-2011	9,702	1.5%
2011	22,509	3.5%
2012	179,904	28.3%
2013	308,380	48.5%
2014	82,340	12.9%
2015	31,535	5.0%
2016	1,799	0.3%

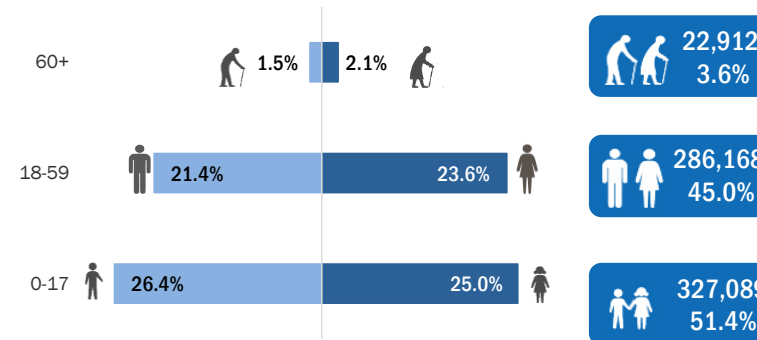
Registration Trend

2011	2,360	0.2%
2012	129,340	13.4%
2013	665,226	69.1%
2014	121,390	12.6%
2015	41,044	4.3%
2016	3,893	0.4%

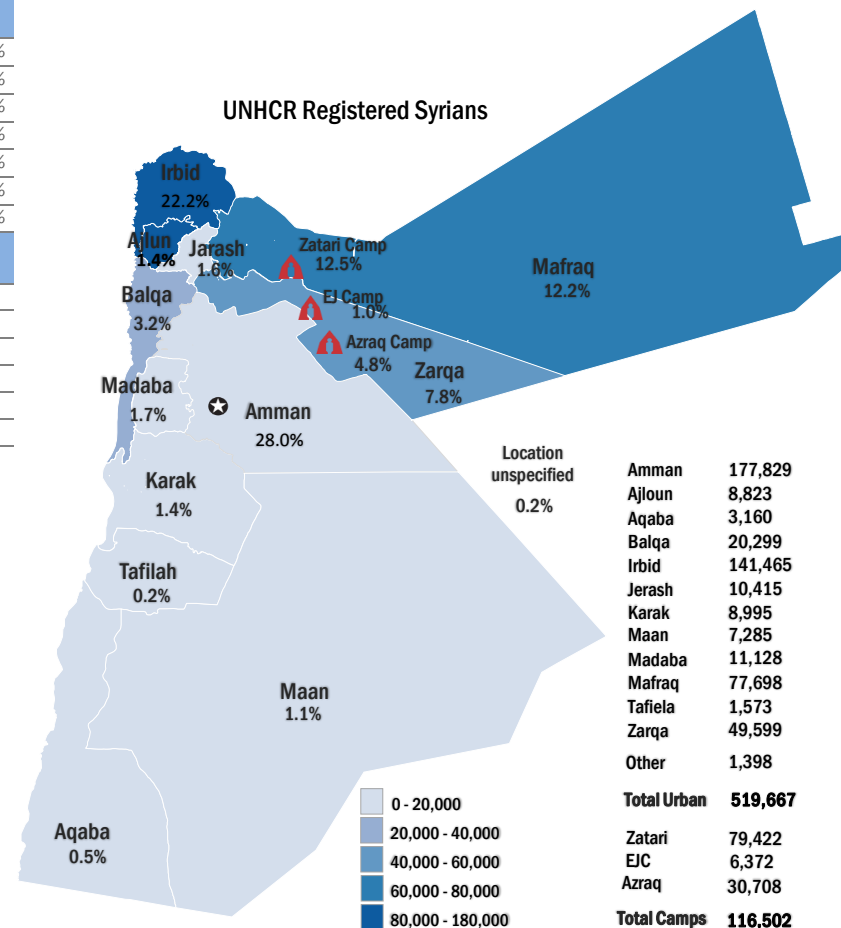
Biometric Statistics (IRIS)



Age-Gender Breakdown



UNHCR Registered Syrians



Syrian Registration Trend since 01 March 2011

