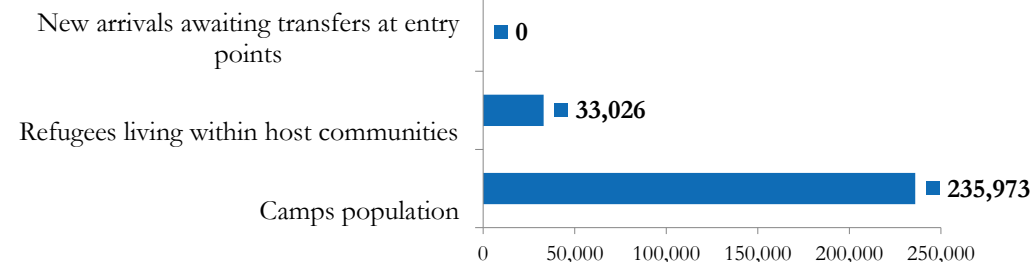


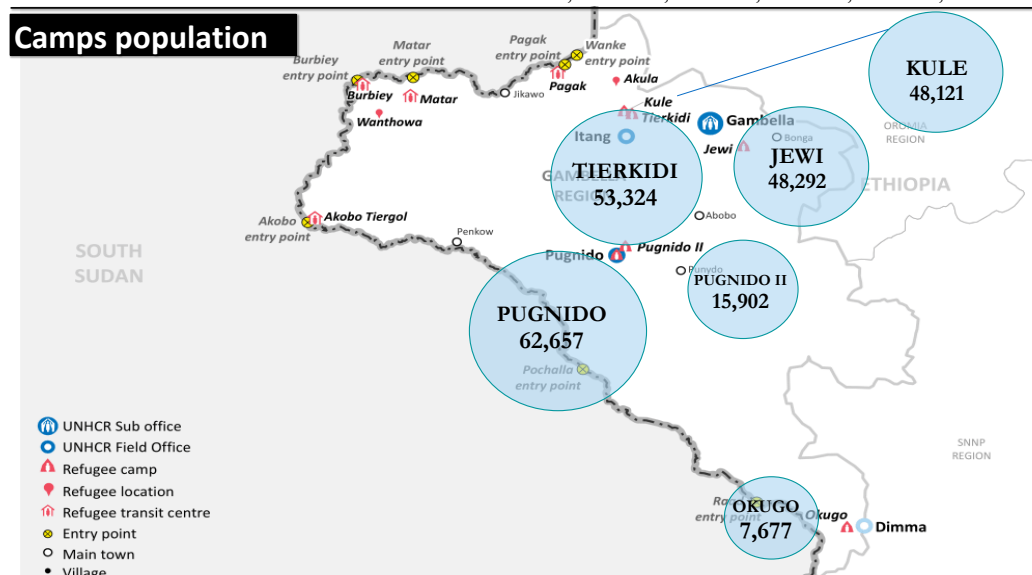
# South Sudanese refugee population in Gambella (as of 04-December-2015)

## Refugee population Breakdown



**268,999 \***  
**TOTAL GAMBELLA POPULATION**

## Camps population



| Camp Names   | Children (age<18 yrs) |               | Adults (age >=18 yrs) |               | Total          | %           |
|--------------|-----------------------|---------------|-----------------------|---------------|----------------|-------------|
|              | Males                 | Females       | Males                 | Females       |                |             |
| Pugnido      | 21,358                | 20,060        | 6,673                 | 14,566        | 62,657         | 27%         |
| Tierkidi     | 18,972                | 18,319        | 3,993                 | 12,040        | 53,324         | 23%         |
| Kule         | 15,754                | 15,040        | 6,023                 | 11,304        | 48,121         | 20%         |
| Okugo        | 2,395                 | 2,236         | 981                   | 2,065         | 7,677          | 3%          |
| Jewi         | 18,033                | 17,315        | 2,368                 | 10,576        | 48,292         | 20%         |
| Pugnido II   | 5,718                 | 5,266         | 1,250                 | 3,668         | 15,902         | 7%          |
| <b>TOTAL</b> | <b>82,230</b>         | <b>78,236</b> | <b>21,288</b>         | <b>54,219</b> | <b>235,973</b> | <b>100%</b> |
|              | <b>160,466</b>        |               | <b>75,507</b>         |               |                |             |
| <b>%</b>     | <b>68%</b>            |               | <b>32%</b>            |               |                |             |

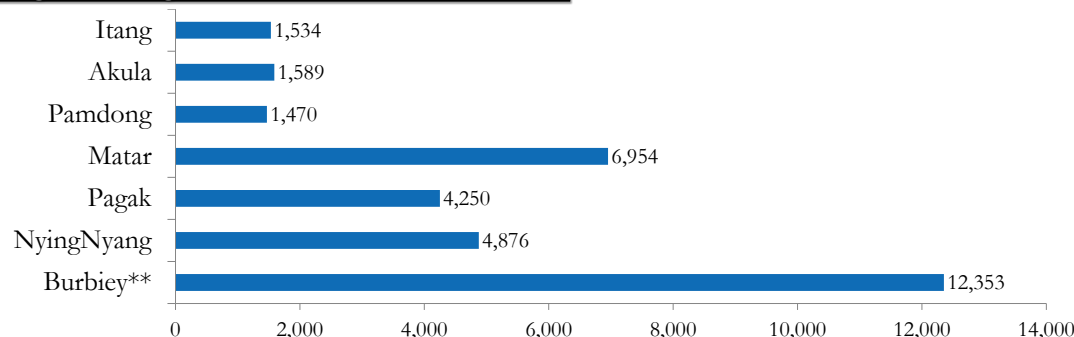
**TOTAL CAMPS POPULATION**

**235,973**  
persons

**AVERAGE FAMILY SIZE**

**4**

## Refugees living within host communities



**Refugees living within host communities**

**33,026**  
persons

## New arrivals awaiting transfers

**New arrivals awaiting transfers to camps**

**0**  
persons

\* - In addition to 268,999 South Sudanese refugees in Gambella region, there are 11,174 refugees at the camps in Assosa [Breakdown: Pre 15th Dec 2013 = 6,129; Post 15th Dec 2013 = 5,045]. The total Gambella population includes 48,139 refugees who arrived pre 15-Dec-2013.

\*\* - Interviews with some refugees indicate that those with large livestock herds as well as traders and other categories were unwilling to move from border entry locations.