

Total Active Registered Syrians **655,167**



Urban

514,049

78.5%



Camps

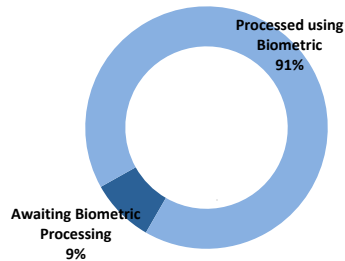
141,118

21.5%

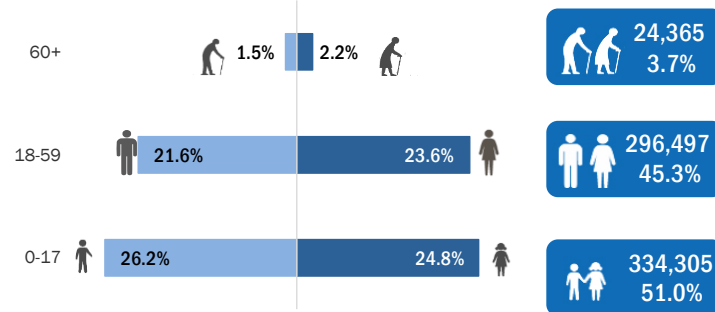
Standard Age and Gender

Age	0-4	5-11	12-17	18-35	36-59	60+	Total	%
Female	49,417	70,045	43,142	98,186	56,520	14,283	331,593	50.6%
Male	52,321	73,980	45,400	93,305	48,486	10,082	323,574	49.4%
Total	101,738	144,025	88,542	191,491	105,006	24,365	655,167	100%
	15.5%	22.0%	13.5%	29.2%	16.0%	3.7%		

Biometric Statistics (IRIS)



Age-Gender Breakdown



Place of Origin	Count	%
Dar'a	275,397	42.0%
Homs	104,735	16.0%
Rural Damascus	78,050	11.9%
Aleppo	65,789	10.0%
Damascus	48,854	7.5%
Hama	33,492	5.1%
Ar-raqqa	16,033	2.4%
Idleb	10,660	1.6%
Deir-ez-zor	6,363	1.0%
Al-hasakeh	5,068	0.8%
Quneitra	2,800	0.4%
As-sweida	1,478	0.2%
Lattakia	1,299	0.2%
Tartous	358	0.1%
Other	4,791	0.7%

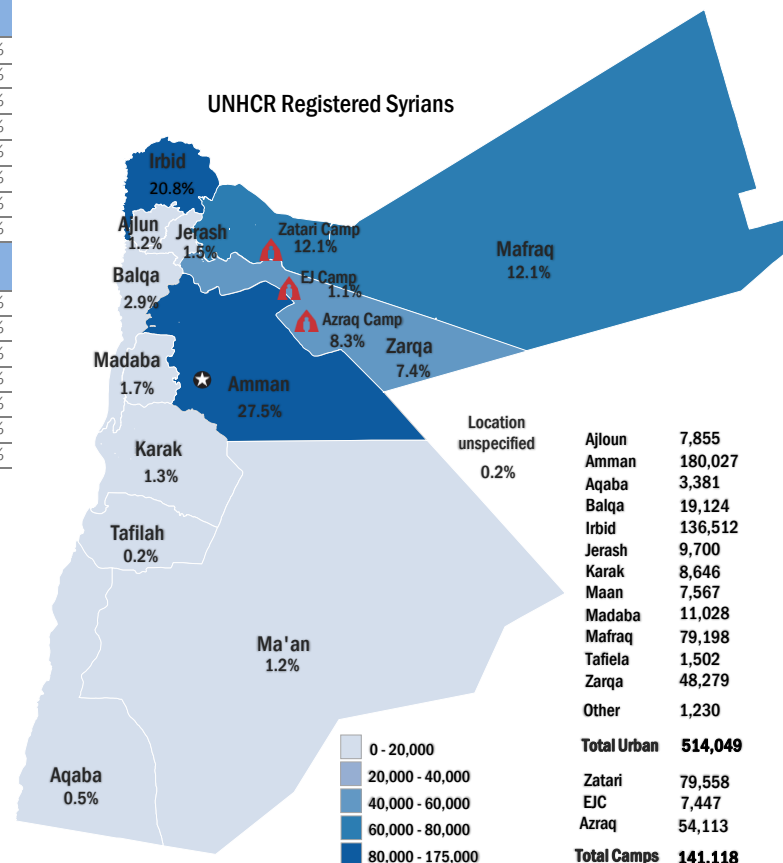
Specific Needs	Count	%
Child at risk	49,577	7.6%
Serious medical condition	44,079	6.7%
Specific legal and physical protection needs	41,625	6.4%
Single parent	21,233	3.2%
Woman at risk	20,065	3.1%
Disability	18,278	2.8%
Older person at risk	5,878	0.9%
Unaccompanied or separated child	4,549	0.7%
Total	205,284	31.3%

* An individual can have more than one specific need

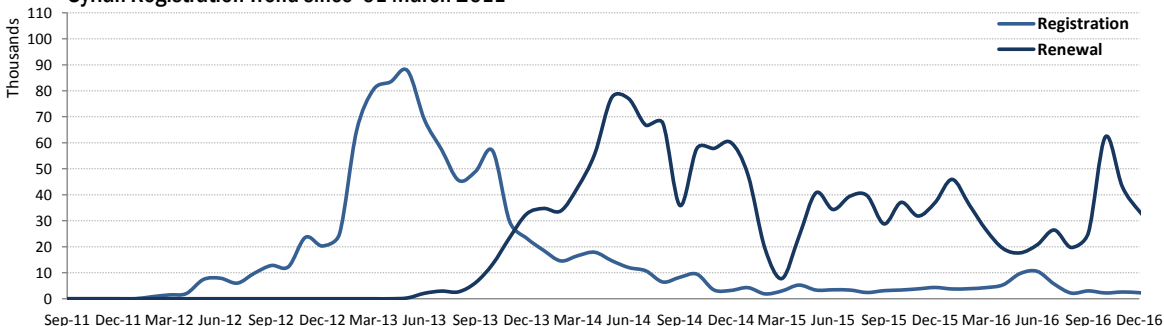
Arrivals	Count	%
Pre-2011	10,301	1.6%
2011	22,494	3.4%
2012	171,514	26.2%
2013	295,046	45.0%
2014	80,473	12.3%
2015	33,355	5.1%
2016	41,864	6.4%
2017	120	0.0%

Registration Trend	Count	%
2011	2,360	0.2%
2012	129,339	12.8%
2013	665,202	65.6%
2014	121,387	12.0%
2015	41,034	4.0%
2016	53,625	5.3%
2017	1,118	0.1%

UNHCR Registered Syrians



Syrian Registration Trend since 01 March 2011



Interagency Portal: <http://data.unhcr.org/Syrianrefugees>
 UNHCR on the web: <http://www.unhcr.org> ; <http://www.unhcr.org>
 UNHCR on Social network: <http://www.facebook.com/UNHCRJordan> ; <http://twitter.com/ZaatariCamp>
 DAG Jordan

* Coloured map only reflects refugees living outside camps.