

Registration Statistics

Registered from 11-13 Oct 2016

Mahama	54
Kigali	
Nyagatare	
<b>Total</b>	<b>54</b>

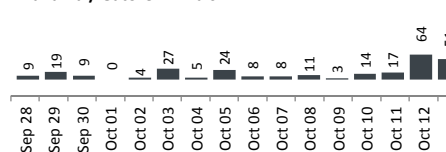
Camp / Reception Centre Population

Bugesera*	793	433
Nyanza*	460	220
Nyagatare*	31	17
Mahama	50,218	18,360
Gatore*	273	226
Kigali	26,641	12,670
Huye	3,092	1,126
<b>Total</b>	<b>81,508</b>	<b>33,052</b>

Total Arrivals



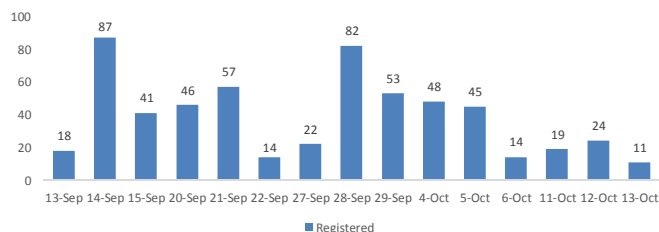
Mahama / Gatore Arrivals



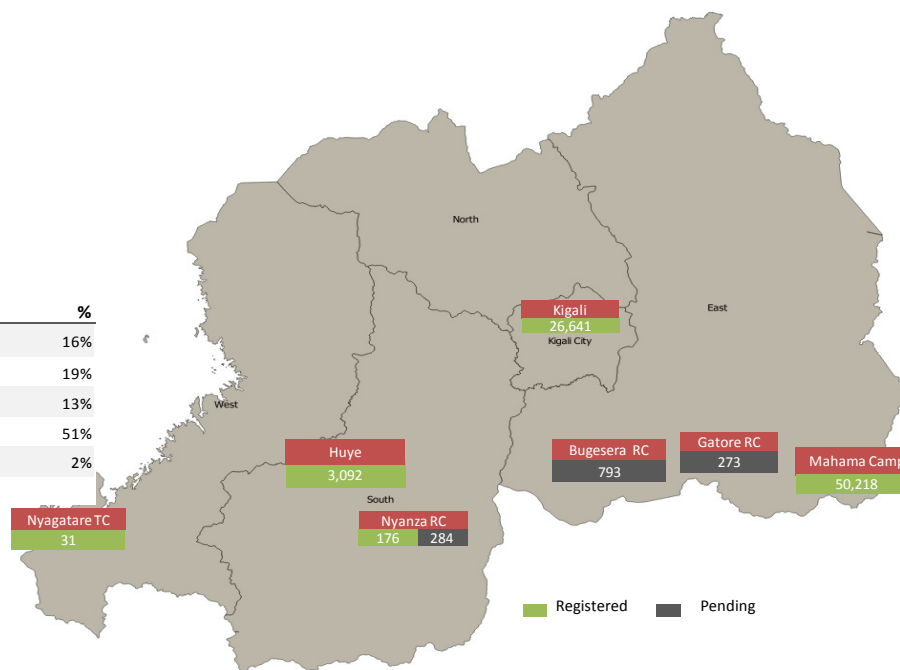
<b>81,508</b>	Total Active Refugees
80,158	Registered L2
1,350	Registered L1**
7,180	Temporarily Inactivated***
88,688	Active + Inactive Refugees

Nyanza Arrivals : 16 Bugesera Arrivals : 0 Rusizi Arrivals : 0

Daily Registration Trends



Area of Origin	Age Cohort	Female	Male	Total	%
Kirundo	0 - 4 years	6,193	6,392	12,585	16%
Bujumbura Mairie	5 - 11 years	7,451	7,589	15,040	19%
Muyinga	12 - 17 years	5,026	5,381	10,407	13%
Ngozi	18 - 59 years	20,235	20,267	40,502	51%
Karuzi	60 + years	1,053	571	1,624	2%
Kayanza	<b>Total</b>	<b>39,958</b>	<b>40,200</b>	<b>80,158</b>	
Cibitoke	<b>Dependants of Burundian Refugees - Other Nationalities</b>				
Ruyigi	<b>Origin</b>	<b>Female</b>	<b>Male</b>	<b>Total</b>	
Gitega	Rwanda	244	26	270	
Bubanza	Tanzania	2	1	3	
Others	Belgium	1	1	2	
<b>Total</b>	Kenya	1		1	
	Uganda	1		1	
	<b>Total</b>	<b>249</b>	<b>28</b>	<b>277</b>	



\* Source: MIDIMAR. All other sources are UNHCR

\*\* Individuals registered in Nyanza and Bugesera RCs have undergone level 1 biometric registration

\*\*\* Inactivated due to absence at food distribution for 3 or more consecutive months in Sep 15 - Sep 16 (6,111) or spontaneous departure to BDI (1069)

For more information please visit our website: <http://data.unhcr.org/burundi/country.php?id=182>