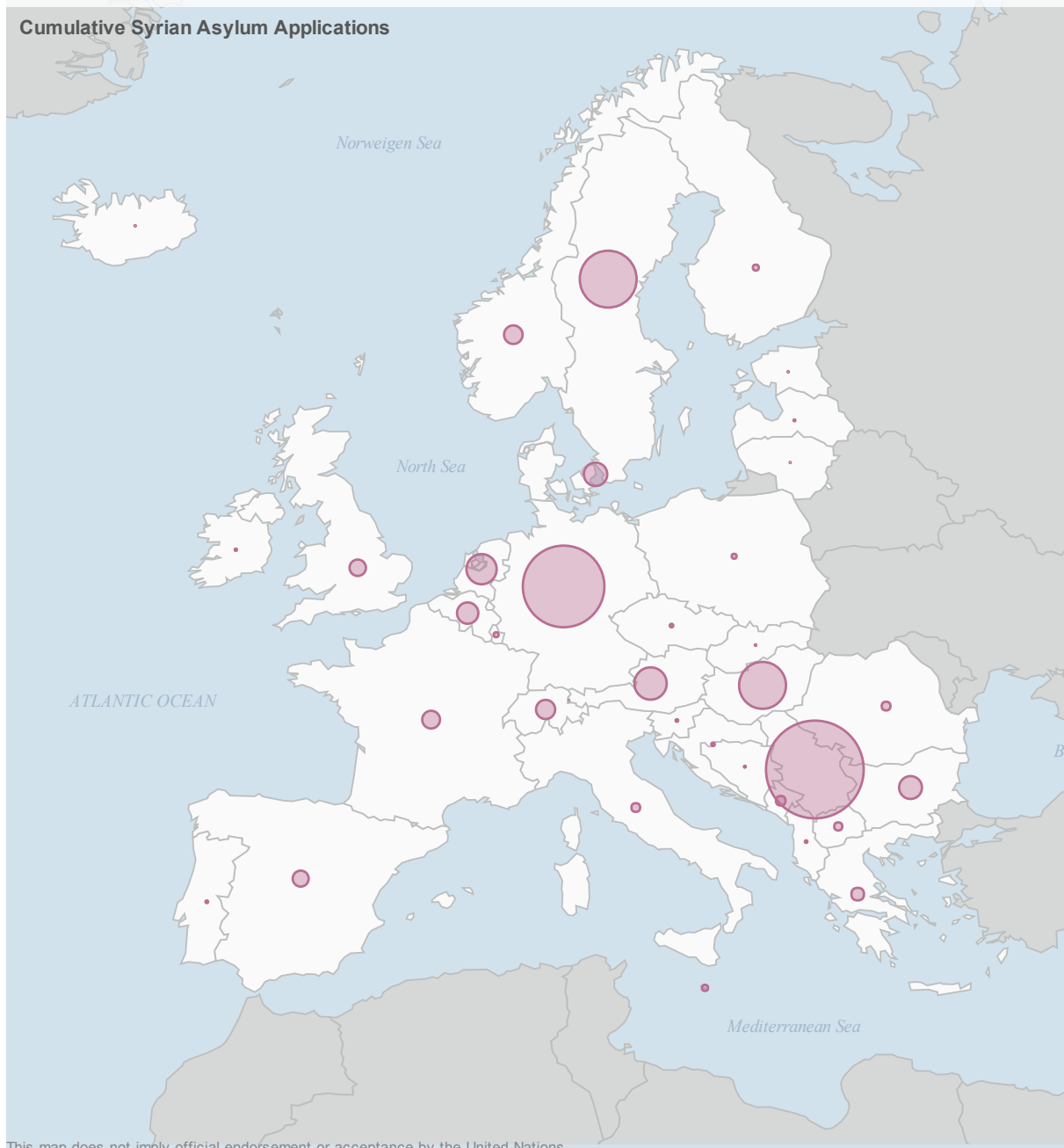


EUROPE: Syrian Asylum Applications

From Apr 2011 to Dec 2015

Cumulative Syrian Asylum Applications



This map does not imply official endorsement or acceptance by the United Nations

Europe
All European countries

 **EU+ Countries**
Including Norway and Switzerland

About

The number of Syrians arriving in Europe seeking international protection continues to increase. However, it remains low compared to Syria's neighboring countries, with slightly more than 10% of those who have fled the conflict seeking safety in Europe.

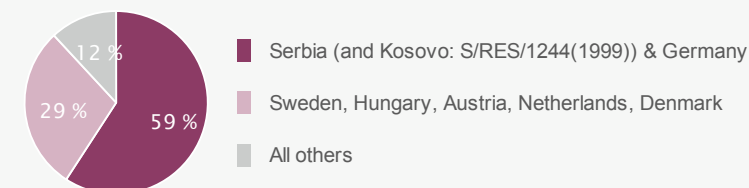
Total Asylum Applications

897,645 between Apr 2011 and Dec 2015



137,887 in 2014 only

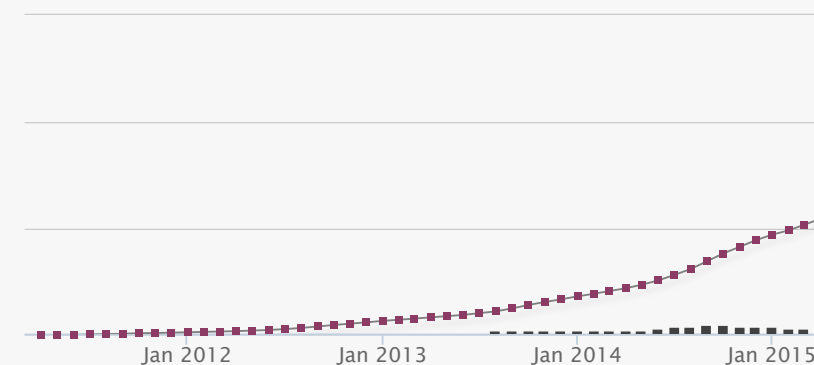
Note: Data for 37 European countries which provide monthly information to UNHCR. To the extent possible, the figures reflect first time asylum applications, but some of the statistics are likely to include repeated applications (same or different country).

Top Countries



Evolution of Asylum Applications

 Cumulative Syrian Asylum Applications
 New Syrian Asylum Applications by Month



Note: In Turkey, 1,938,999 Syrian refugees have been registered by the authorities (as of 25 August 2015).