

South Sudan Refugees Statistics

as of 30 June 2016



KEY FIGURES

264,204
total refugee population



99%

Living in camps and settlements

261,657



56%

are Women

68,203
Households



1%

Living in urban areas

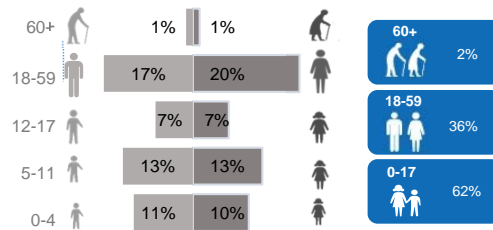
2,547



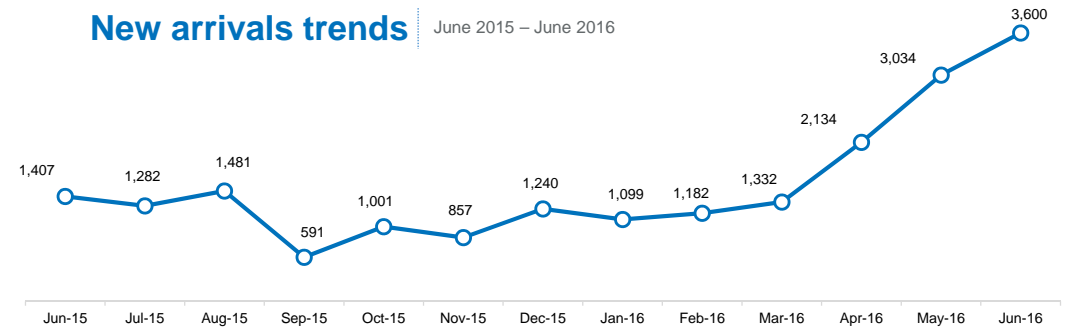
82%

are Women and Children

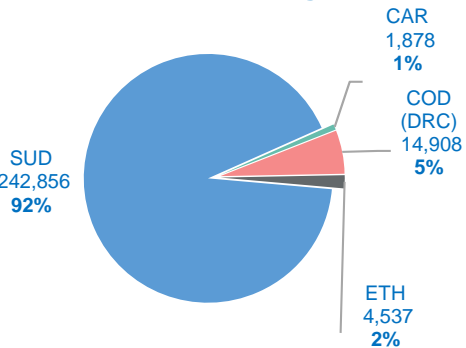
Age and gender breakdowns



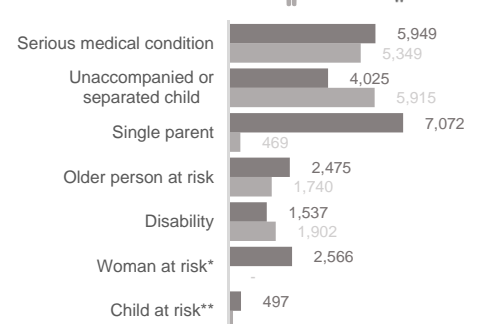
New arrivals trends June 2015 – June 2016



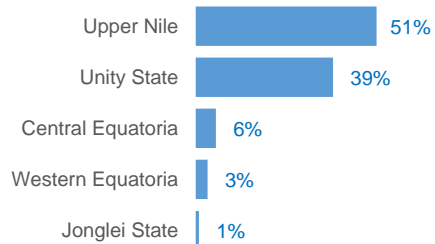
Main countries of origin



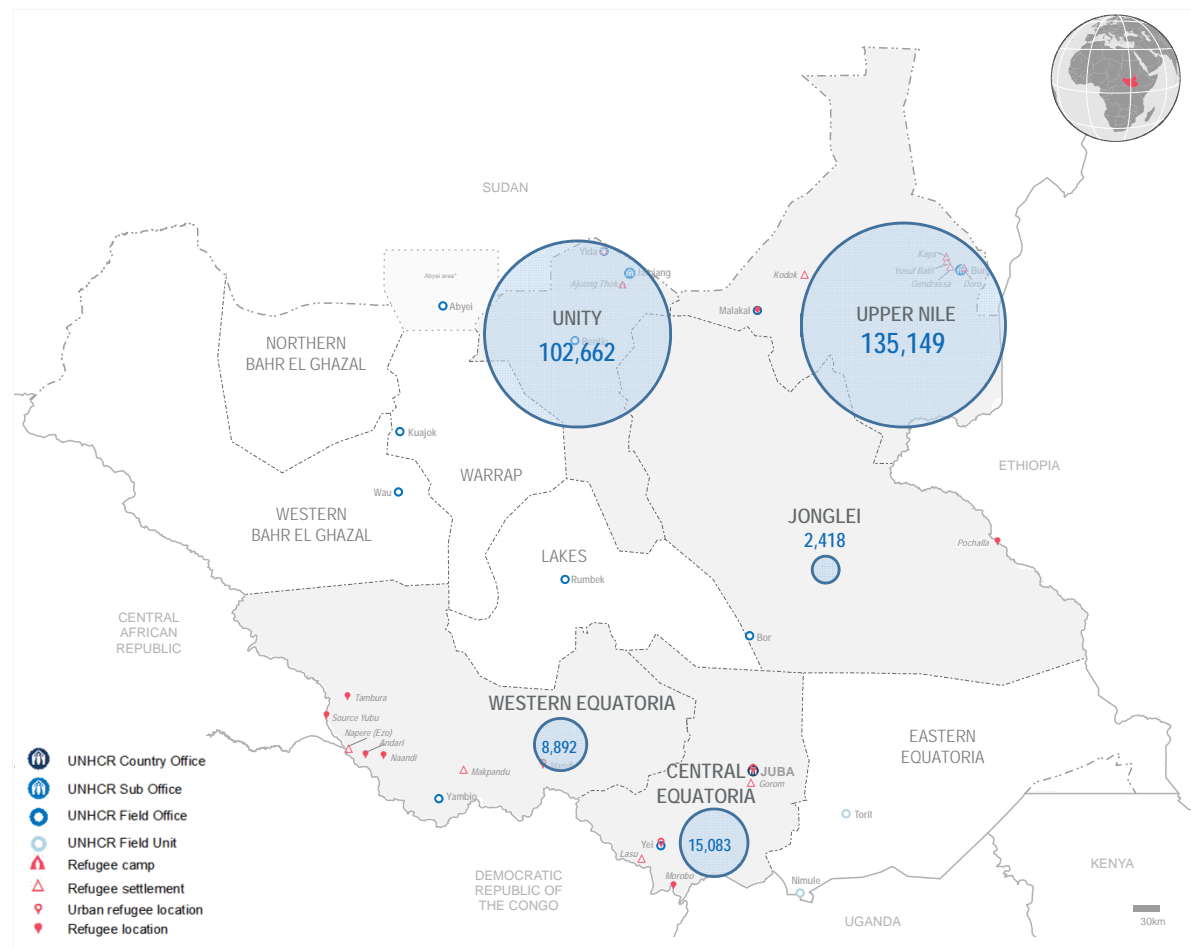
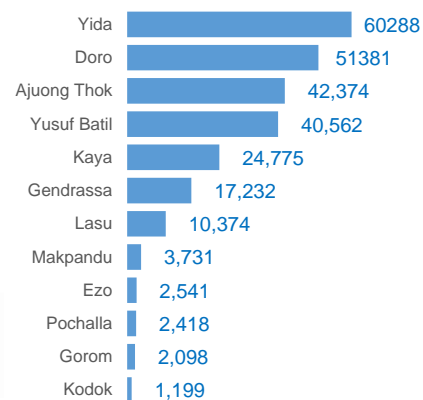
Main Specific needs



States hosting refugees



Top refugee locations



Our Partners
ACROSS, ACTED, CRA, CARE, DRC, IBIS, IRC, IOM, MEDAIR, , NVPF, NRC, Samaritan Purse, Save the Children Fund, UNICEF, WFP, World Relief, WVI, AHA, AAH, IMC, HDC, LWF, UNDP, IMC, HDC

Notes: In addition to 264,204 refugees, South Sudan hosts **1,230 asylum seekers** and **1.49 million IDPs**

* Excludes lactating mothers. ** Excludes children at risk of not attending school.

- UNHCR Country Office
- UNHCR Sub Office
- UNHCR Field Office
- UNHCR Field Unit
- Refugee camp
- Refugee settlement
- Urban refugee location
- Refugee location

The boundaries and names shown and the designations used on the maps do not imply official endorsement or acceptance by the United Nations. Final boundary between the Republic of Sudan and the Republic of South Sudan has not yet been determined. Final status of the Abyei area is not yet determined.

Printing date: 01 July 2016 Sources: Boundaries - UNCS. Statistics - UNHCR, Governments, NGOs. Author: UNHCR South Sudan Feedback: SSDJUODM@unhcr.org

South Sudan Refugee statistics: Population by Location, Sex and Age Group

as of the 30th of June 2016



State	Location	0 - 4 years			5 - 11 years			12 - 17 years			18 - 59 years			60 years +			Total			HouseHolds		
		F	M	Total	F	M	Total	F	M	Total	F	M	Total	F	M	Total	F	M	Total	F	M	Total
Upper Nile	Doro	6,260	6,723	12,983	6,449	6,691	13,140	3,349	3,673	7,022	9,877	7,230	17,107	615	514	1,129	26,550	24,831	51,381	6,328	5,648	11,976
	Kaya	2,626	2,792	5,418	3,199	3,124	6,323	1,656	1,580	3,236	5,096	3,775	8,871	406	521	927	12,983	11,792	24,775	2,755	3,171	5,926
	Yusuf Batil	4,514	4,802	9,316	5,305	5,320	10,625	2,604	2,573	5,177	8,052	5,763	13,815	724	905	1,629	21,199	19,363	40,562	4,206	4,941	9,147
	Gendrassa	1,764	1,887	3,651	2,215	2,199	4,414	1,133	1,132	2,265	3,565	2,749	6,314	257	331	588	8,934	8,298	17,232	1,956	2,217	4,173
	Kodok	112	110	222	207	192	399	68	52	120	236	177	413	20	25	45	643	556	1,199	243	118	361
	Total	15,276	16,314	31,590	17,375	17,526	34,901	8,810	9,010	17,820	26,826	19,694	46,520	2,022	2,296	4,318	70,309	64,840	135,149	15,488	16,095	31,583
Unity State	Ajounk Thok	3,695	3,768	7,463	4,390	4,487	8,877	2,709	3,695	6,404	8,350	10,613	18,963	356	311	667	19,500	22,874	42,374	6,819	7,581	14,400
	Yida	6,117	6,166	12,283	9,626	9,747	19,373	5,326	4,319	9,645	12,739	5,236	17,975	618	394	1,012	34,426	25,862	60,288	9,616	3,516	13,132
	Total	9,812	9,934	19,746	14,016	14,234	28,250	8,035	8,014	16,049	21,089	15,849	36,938	974	705	1,679	53,926	48,736	102,662	16,435	11,097	27,532
Central Equatoria	Gorom	187	223	410	241	245	486	116	132	248	444	487	931	16	7	23	1,004	1,094	2,098	318	461	779
	Juba	90	126	216	148	132	280	54	52	106	330	1,230	1,560	4	36	40	626	1,576	2,202	143	1,232	1,375
	Lasu	993	1,015	2,008	1,261	1,268	2,529	800	801	1,601	2,116	1,828	3,944	191	101	292	5,361	5,013	10,374	1,466	1,456	2,922
	Morobo	38	31	69	42	54	96	21	28	49	68	40	108	3	5	8	172	158	330	47	41	88
	Yei	0	0	0	1	2	3	0	2	2	10	64	74	0	0	0	11	68	79	10	66	76
	Total	1,308	1,395	2,703	1,693	1,701	3,394	991	1,015	2,006	2,968	3,649	6,617	214	149	363	7,174	7,909	15,083	1,984	3,256	5,240
Jonglei State	Pochalla	152	162	314	267	281	548	325	349	674	622	214	836	34	12	46	1,400	1,018	2,418	525	143	668
	Total	152	162	314	267	281	548	325	349	674	622	214	836	34	12	46	1,400	1,018	2,418	525	143	668
Western Equatoria	Andari	36	33	69	29	34	63	13	10	23	83	52	135	7	10	17	168	139	307	61	61	122
	Ezo	158	156	314	216	219	435	166	176	342	798	503	1,301	80	69	149	1,418	1,123	2,541	549	441	990
	Makpandu	365	344	709	457	400	857	200	229	429	815	808	1,623	58	55	113	1,895	1,836	3,731	547	760	1,307
	Maridi	10	13	23	41	38	79	19	19	38	53	72	125	0	1	1	123	143	266	42	65	107
	Naandi	24	24	48	36	32	68	13	18	31	50	47	97	6	6	12	129	127	256	40	44	84
	Source yubu	77	97	174	132	139	271	52	61	113	264	134	398	13	10	23	538	441	979	197	125	322
	Tambura	88	103	191	133	110	243	31	42	73	197	102	299	5	1	6	454	358	812	151	97	248
	Total	758	770	1,528	1,044	972	2,016	494	555	1,049	2,260	1,718	3,978	169	152	321	4,725	4,167	8,892	1,587	1,593	3,180
Grand total		27,306	28,575	55,881	34,395	34,714	69,109	18,655	18,943	37,598	53,765	41,124	94,889	3,413	3,314	6,727	137,534	126,670	264,204	36,019	32,184	68,203

South Sudan Statistics: Population by Country of Origin, Sex and Age Group



as of 30th June 2016

Country of Origin	Settlement	Households (HHs)			Persons																	
		Total HHs	Female headed		0 - 4 years old			5 - 11 years old			12 - 17 years old			18 - 59 years old			60 years old and over			Total		
			HHs	%	F	M	T	F	M	T	F	M	T	F	M	T	F	M	T	F	M	T
CENTRA AFRICAN REPUBLIC	Ezo	13	7	1	1	4	5	2	4	6	4	5	9	10	6	16	1	1	2	18	20	38
	Makpandu	54	13	0	4	7	11	9	9	18	-	5	5	22	37	59	-	5	5	35	63	98
	Tambura	232	141	1	84	99	183	130	107	237	31	42	73	180	96	276	3	1	4	428	345	773
	Andari	1	-	-	-	-	-	-	-	-	-	-	-	-	1	1	-	-	-	-	1	1
	Naandi	7	4	1	-	5	5	2	2	4	-	-	-	5	3	8	-	-	-	7	10	17
	Source Yubu	309	188	1	75	97	172	126	137	263	52	59	111	253	131	384	12	9	21	518	433	951
	Total	616	353	3	164	212	376	269	259	528	87	111	198	470	274	744	16	16	32	1,006	872	1,878
DEMOCRATIC REPUBLIC OF THE CONGO	Lasu	2,246	1,222	1	831	835	1,666	975	990	1,965	633	605	1,238	1,732	1,267	2,999	187	95	282	4,358	3,792	8,150
	Morobo	88	47	1	38	31	69	42	54	96	21	28	49	68	40	108	3	5	8	172	158	330
	Ezo	977	542	1	157	152	309	214	215	429	162	171	333	788	497	1,285	79	68	147	1,400	1,103	2,503
	Makpandu	1,157	504	0	339	302	641	406	353	759	182	205	387	739	677	1,416	58	49	107	1,724	1,586	3,310
	Tambura	16	10	1	4	4	8	3	3	6	-	-	-	17	6	23	2	-	2	26	13	39
	Andari	121	61	1	36	33	69	29	34	63	13	10	23	83	51	134	7	10	17	168	138	306
	Naandi	77	36	0	24	19	43	34	30	64	13	18	31	45	44	89	6	6	12	122	117	239
	Source Yubu	13	9	1	2	-	2	6	2	8	-	2	2	11	3	14	1	1	2	20	8	28
	Juba	3	-	-	-	-	-	-	-	-	-	-	-	-	2	2	-	1	1	-	-	3
Total	4,698	2,431	1	1,431	1,376	2,807	1,709	1,681	3,390	1,024	1,039	2,063	3,483	2,587	6,070	343	235	578	7,990	6,915	14,908	
ETHIOPIA	Gorom	779	318	0	187	223	410	241	245	486	116	132	248	444	487	931	16	7	23	1,004	1,094	2,098
	Pochalla	668	525	1	152	162	314	267	281	548	325	349	674	622	214	836	34	12	46	1,400	1,018	2,418
	Juba	15	4	0	-	1	1	1	1	2	-	-	-	6	12	18	-	-	-	7	14	21
	Total	1,462	847	1	339	386	725	509	527	1,036	441	481	922	1,072	713	1,785	50	19	69	2,411	2,126	4,537
SOMALIA	Juba	2	-	-	-	-	-	-	-	-	-	-	-	3	3	-	-	-	-	3	3	3
	Total	2	-	-	-	-	-	-	-	-	-	-	-	3	3	-	-	-	-	3	3	3
SYRIA	Juba	3	-	-	-	-	-	-	-	-	-	-	-	3	3	-	-	-	-	3	3	3
	Total	3	-	-	-	-	-	-	-	-	-	-	-	3	3	-	-	-	-	3	3	3
BURUNDI	Juba	2	-	-	-	-	-	-	-	-	-	-	-	2	2	-	-	-	-	2	2	2
	Total	2	-	-	-	-	-	-	-	-	-	-	-	2	2	-	-	-	-	2	2	2
EGYPT	Juba	1	1	1	-	-	-	-	-	-	-	-	-	1	1	-	-	-	-	1	1	1
	Total	1	1	1	-	-	-	-	-	-	-	-	-	1	1	-	-	-	-	1	1	1
ERITREA	Juba	12	-	-	-	1	1	-	1	1	-	-	-	2	11	13	-	1	1	2	14	16
	Total	12	-	-	-	1	1	-	1	1	-	-	-	2	11	13	-	1	1	2	14	16
SUDAN	Juba	1,337	138	0	90	123	213	148	129	277	59	105	164	316	1,145	1,461	4	34	38	617	1,536	2,153
	Yei	76	10	0	-	-	-	1	2	3	-	2	2	10	64	74	-	-	-	11	68	79
	Maridi	107	42	0	10	13	23	41	38	79	19	19	38	53	72	125	-	1	1	123	143	266
	Yida	13,132	9,616	1	6,117	6,166	12,283	9,626	9,747	19,373	5,326	4,319	9,645	12,739	5,236	17,975	618	394	1,012	34,426	25,862	60,288
	Ajuong Thok	14,400	6,819	0	3,695	3,768	7,463	4,390	4,487	8,877	2,709	3,695	6,404	8,350	10,613	18,963	356	311	667	19,500	22,874	42,374
	Doro	11,976	6,328	1	6,260	6,723	12,983	6,449	6,691	13,140	3,349	3,673	7,022	9,877	7,230	17,107	615	514	1,129	26,550	24,831	51,381
	Kaya	5,926	2,755	0	2,626	2,792	5,418	3,199	3,124	6,323	1,656	1,580	3,236	5,096	3,775	8,871	406	521	927	12,983	11,792	24,775
	Lasu	676	244	0	162	180	342	286	278	564	167	196	363	384	561	945	4	6	10	1,003	1,221	2,224
	Yusuf Batil	9,147	4,206	0	4,514	4,802	9,316	5,305	5,320	10,625	2,604	2,573	5,177	8,052	5,763	13,815	724	905	1,629	21,199	19,363	40,562
	Gendrassa	4,173	1,956	0	1,764	1,887	3,651	2,215	2,199	4,414	1,133	1,132	2,265	3,565	2,749	6,314	257	331	588	8,934	8,298	17,232
	Kodok	361	243	1	112	110	222	207	192	399	68	52	120	236	177	413	20	25	45	643	556	1,199
	Makpandu	96	30	0	22	35	57	42	38	80	18	19	37	54	94	148	-	1	1	136	187	323
	Total	61,407	32,387	1	25,372	26,599	51,971	31,909	32,245	64,154	17,108	17,365	34,473	48,732	37,479	86,211	3,004	3,043	6,047	126,125	116,731	242,856
Grand Total	68,203	36,019	1	27,306	28,574	55,880	34,396	34,713	69,109	18,660	18,996	37,656	53,759	41,073	94,832	3,413	3,314	6,727	137,534	126,667	264,204	