











Total Ukrainians seeking asylum or other forms of stay in neighbouring countries only:
268,300
406,000

POLAND
2,700
35,000

SLOVAKIA
20
N/A

HUNGARY
40
5,600

-  UNHCR Field Office
-  UNHCR Regional Office
-  UNHCR Sub-Office
-  International boundary
-  Conflict zone
-  Administrative boundary
-  Pensioners
-  Working age adults
-  Children
-  Disabled

XXX Ukrainians seeking asylum
XXX Ukrainians seeking other forms of stay

ROMANIA
30
1,570

Total IDPs
1,042,100

BELARUS
700
80,000

2,900
VOLYN

3,100
RIVNE

8,000
ZHYTOMYR

8,100
LVIV

2,300
TERNOPIL

6,500
KHMELNYTSKYI

2,800
ZAKARPATTIA

3,300
IVANO-FRANKIVSK

2,200
CHERNIVTSI

10,300
VINNYTSIA

33,800
Kyiv

76,800
KYIV

11,200
CHERKASY

7,500
CHERNIHIV

12,900
SUMY

24,500
POLTAVA

8,100
KIROVOHRAD

21,900
ODESA

8,200
MYKOLAIV

10,100
KHERSON

68,500
Dnipropetrovsk

75,200
ZAPORIZHZHIA

136,900
Kharkiv

136,900
KHARKIV

367,500
Donetsk

367,500
DONETSK

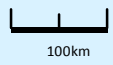
129,500
LUHANSK

129,500
Sievierodonetsk

RUSSIAN FEDERATION
264,800
278,000

Internal displacement figures are reported by the Ministry of Social Policy. Figures exclude the estimated 20,000 displaced people in Autonomous Republic of Crimea. External displacement figures are reported by the respective national authorities:

- Belarus - 12 Feb 2015*
- Slovakia - 1st Jan 2015*
- Hungary - 1st Feb 2015*
- Romania - 1st Jan 2015*
- Poland - 18 Feb 2015*
- Rep. of Moldova - 18 Feb 2015*
- Russian Fed. - 03 Feb 2015*



The boundaries and names shown and the designations used on this map do not imply official endorsement or acceptance by the United Nations.

Printing date: 20 Feb 2015
 Sources: UNHCR Shelter Sector
 Feedback: mapping@unhcr.org
 Filename: ukr_IDPs_A4L