

Total Active Registered Iraqis **51,837**

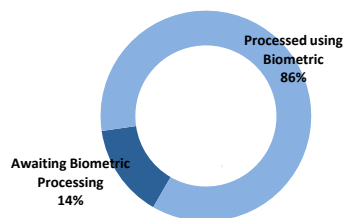
Standard Age and Gender								
Age	0-4	5-11	12-17	18-35	36-59	60+	Total	%
Female	2,188	3,743	2,442	7,528	6,567	2,606	25,074	48.4%
Male	2,392	4,051	2,693	8,652	6,701	2,274	26,763	51.6%
Total	4,580	7,794	5,135	16,180	13,268	4,880	51,837	100%
	8.8%	15.0%	9.9%	31.2%	25.6%	9.4%		

Place of Origin		
Baghdad	28,655	55.3%
Erbil	4,562	8.8%
Ninewa	3,376	6.5%
Basrah	3,234	6.2%
Anbar	3,185	6.1%
Dahuk	1,535	3.0%
Salah al-Din	1,168	2.3%
Thi-Qar	953	1.8%
Diyala	937	1.8%
Tameem	767	1.5%
Muthanna	467	0.9%
Babylon	403	0.8%
Sulaymaniyah	345	0.7%
Missan	318	0.6%
Najaf	280	0.5%
Wassit	264	0.5%
Qadissiya	191	0.4%
Kerbala	159	0.3%
Other	1,038	2.0%

Specific Needs		
Serious medical condition	4,504	8.7%
Specific legal and physical protection needs	1,708	3.3%
Disability	1,673	3.2%
Woman at risk	1,470	2.8%
Child at risk	1,427	2.8%
Single parent	767	1.5%
Older person at risk	636	1.2%
Unaccompanied or separated child	154	0.3%
Total	12,339	23.8%

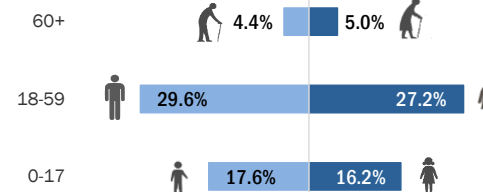
* An individual can have more than one specific need

Biometric Statistics (IRIS)



UNHCR Jordan

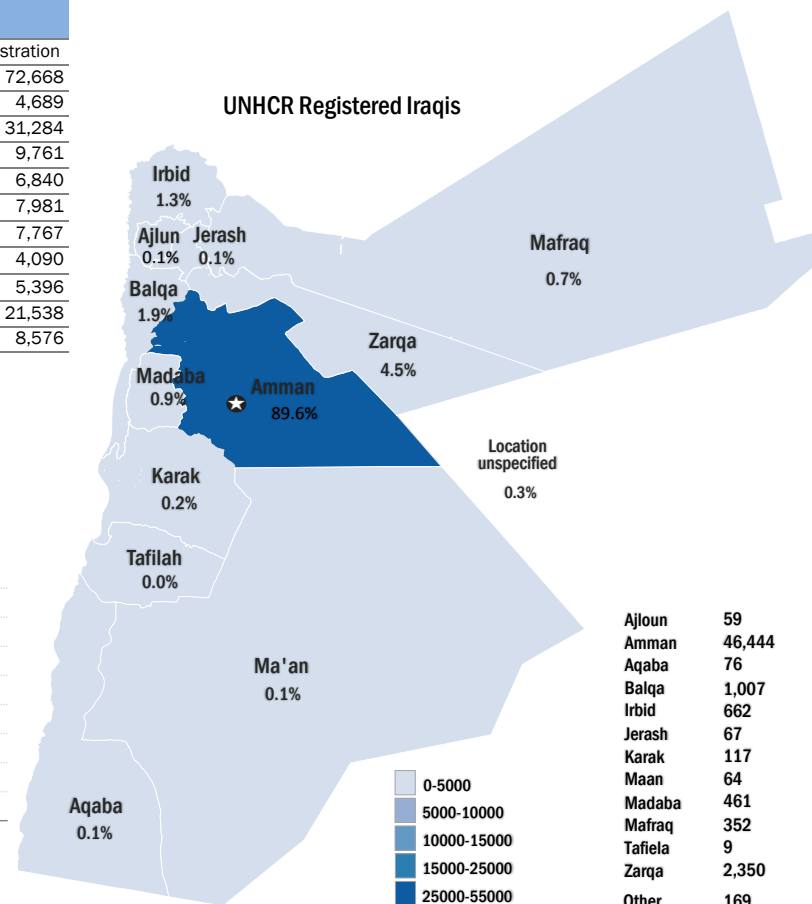
Age-Gender Breakdown



	4,880 9.4%
	29,448 56.8%
	17,509 33.8%

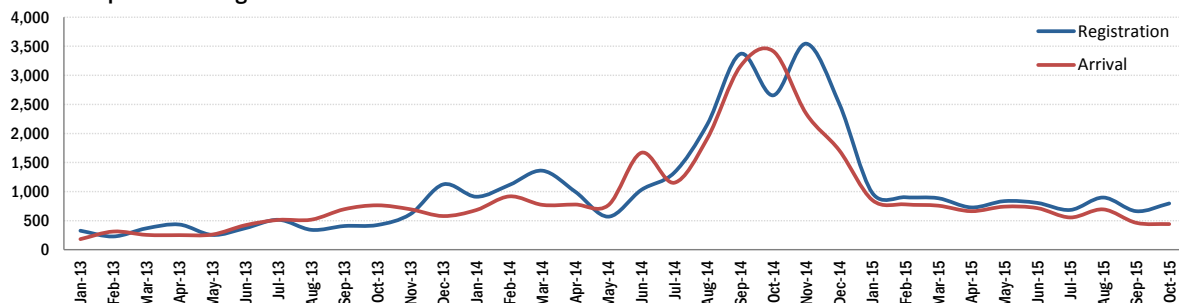
Arrivals		
	Arrival	Registration
Pre-2006	4,377	72,668
2006	3,397	4,689
2007	2,212	31,284
2008	1,152	9,761
2009	1,494	6,840
2010	2,165	7,981
2011	2,676	7,767
2012	2,886	4,090
2013	5,438	5,396
2014	19,260	21,538
2015	6,780	8,576

UNHCR Registered Iraqis



Ajloun	59
Amman	46,444
Aqaba	76
Balqa	1,007
Irbid	662
Jerash	67
Karak	117
Maan	64
Madaba	461
Mafraq	352
Tafiela	9
Zarqa	2,350
Other	169

Iraqi Arrival & Registration Trends since Jan 2013



Interagency Portal: <http://data.unhcr.org/Syrianrefugees>
 UNHCR on the web: <http://www.unhcr.io>; <http://www.unhcr.org>
 UNHCR on Social network: <http://www.facebook.com/UNHCRJordan>; http://twitter.com/And_Harper; <http://twitter.com/ZaatariCamp>
 DAG Jordan

* Coloured map only reflects refugees living outside camps.