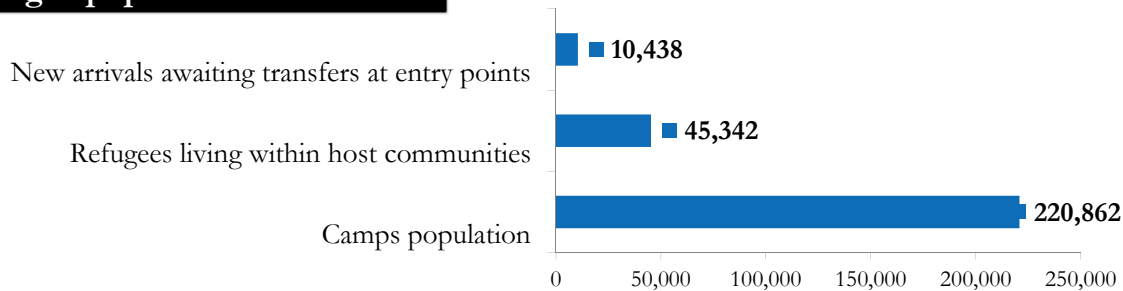


## Refugee population Breakdown

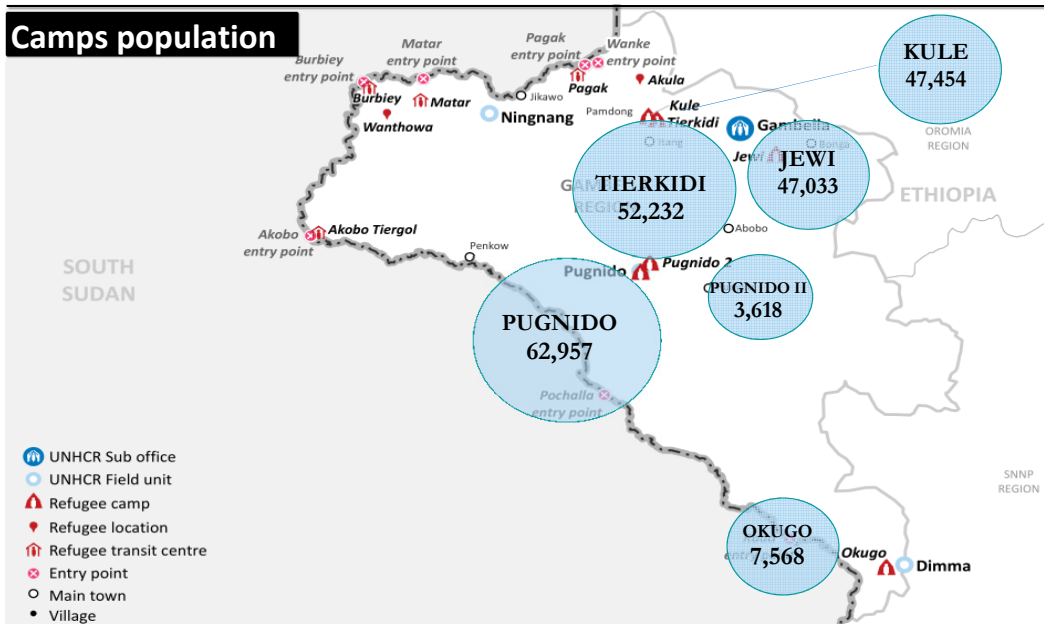


**276,642 \***  
**TOTAL GAMBELLA POPULATION**

**219,100**  
 refugees arrived  
 post 15-Dec-2013  
**79%**

**57,542**  
 refugees arrived  
 pre 15-Dec-2013  
**21%**

## Camps population



Camp Names	Children (age < 18 yrs)		Adults (age ≥ 18 yrs)		Total	%
	Males	Females	Males	Females		
Pugnido	21,244	20,020	6,945	14,748	62,957	29%
Tierkidi	18,444	17,768	3,990	12,030	52,232	24%
Jewi	17,419	16,751	2,341	10,522	47,033	21%
Kule	15,426	14,721	6,016	11,291	47,454	21%
Okugo	2,348	2,194	976	2,050	7,568	3%
Pugnido II	1,221	1,151	399	848	3,618	2%
<b>TOTAL</b>	<b>76,102</b>	<b>72,605</b>	<b>20,667</b>	<b>51,489</b>	<b>220,862</b>	<b>100%</b>
	<b>148,706</b>		<b>72,156</b>			
%	<b>67%</b>		<b>33%</b>			

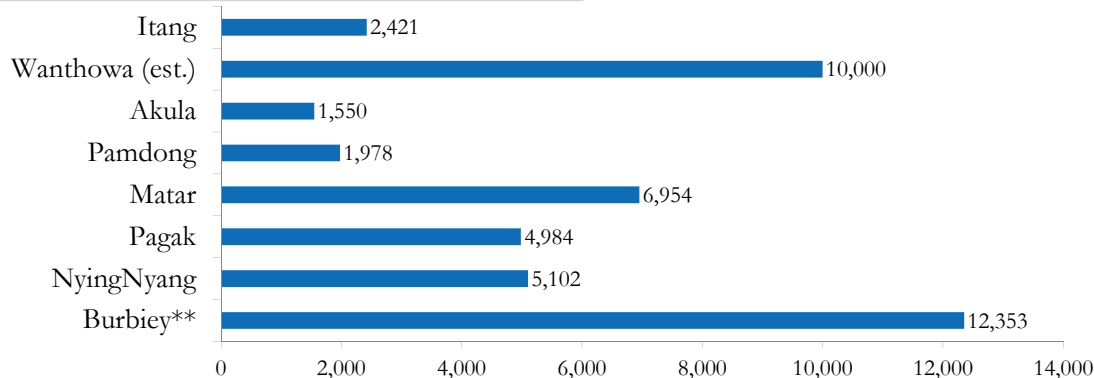
**TOTAL CAMPS POPULATION**

**220,862**  
 persons

**AVERAGE FAMILY SIZE**

**4**

## Refugees living within host communities



**Refugees living within host communities**

**45,342**  
 persons

## New arrivals awaiting transfers

**New arrivals awaiting transfers to camps**

**10,438**  
 persons

Matar - 2,970  
 Pagak - 3,939  
 Burbiey - 3,229

\* - In addition to 276642 South Sudanese refugees in Gambella region, there are 10,093 refugees at the camps in Assosa [Breakdown: Pre 15th Dec 2013 = 6,129; Post 15th Dec 2013 = 3,964]

\*\* - Interviews with some refugees indicate that those with large livestock herds as well as traders and other categories were unwilling to move from border entry locations.