

# SOMALIA TASK FORCE ON YEMEN SITUATION

## WEEKLY INTER-AGENCY UPDATE #1

01 – 18 January 2016

### KEY FIGURES

**30,560**

Arrivals from Yemen since 27 March at the early onset of the crisis

**4,360**

Yemeni prima facie refugees registered in Somalia since 27 March

**18,872**

Arrivals registered at Reception Centers in Berbera, Bossaso and Mogadishu since 27 March

**53%**

Registered arrivals expressing intention to return to Mogadishu

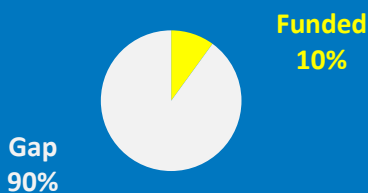
**9,777**

Somali returnees provided with onward transportation assistance since 27 March

### FUNDING

**USD 84 million**

Requested for the **Somalia Response Plan for Yemen Crisis (April-December 2015)**

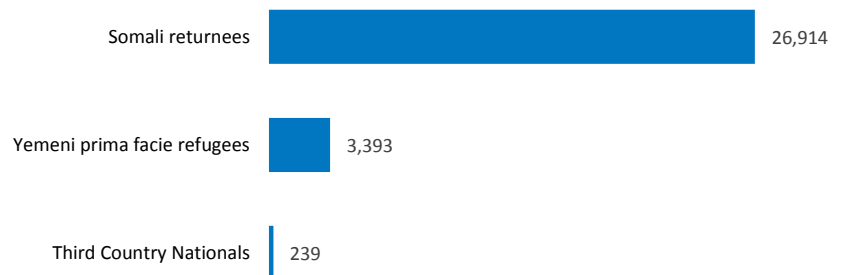


### HIGHLIGHTS

- There were seven boat arrivals during the reporting period, three boats in Berbera Port, Somaliland, on 2, 7 and 16 January, and four boats in Bossaso Port, Puntland, on 2, 7, 11 and 17 January. A total of 358 individuals were recorded at the respective ports, 62 in Berbera Port and 296 individuals in Bossaso Port.


#### Population of concern

A total of **30,560** people of concern

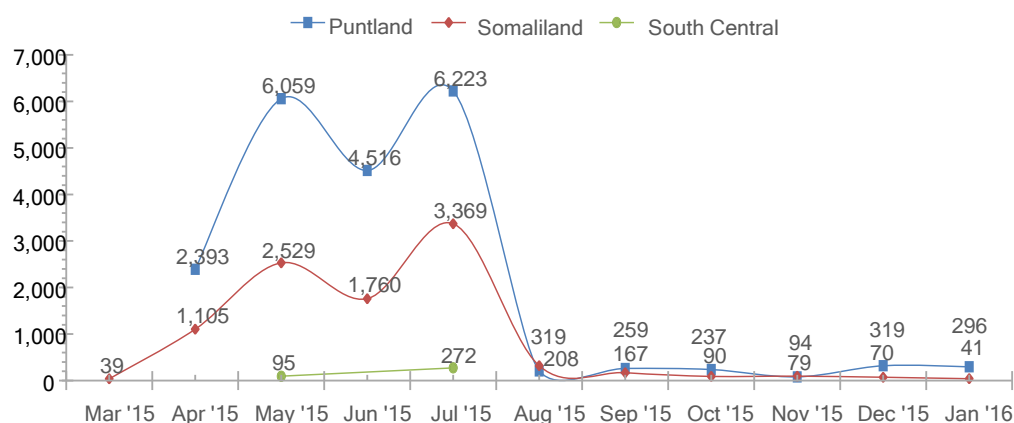


#### 2015 Population of concern

A total of **30,202** people of concern in 2015



## ARRIVALS PER MONTH



| Month        | Total # of Arrivals |
|--------------|---------------------|
| Mar 2015     | 39                  |
| Apr 2015     | 3,498               |
| May 2015     | 8,683               |
| Jun 2015     | 6,276               |
| Jul 2015     | 9,864               |
| Aug 2015     | 527                 |
| Sep 2015     | 426                 |
| Oct 2015     | 327                 |
| Nov 2015     | 173                 |
| Dec 2015     | 389                 |
| Jan 2016     | 337                 |
| <b>Total</b> | <b>30,539</b>       |

## ARRIVALS PER NATIONALITY AND GENDER/AGE

| Nationality  | Arrived to     |                |               | Total         |              |
|--------------|----------------|----------------|---------------|---------------|--------------|
|              | Puntland       | Somaliland     | South Central |               |              |
| Djibouti     | 7              | 1              |               | 8             | 0 %          |
| England      | 3              | 1              |               | 4             | 0 %          |
| Ethiopia     | 79             | 110            |               | 189           | 1 %          |
| India        | 2              |                |               | 2             | 0 %          |
| Iraq         | 1              |                |               | 1             | 0 %          |
| Kenya        | 7              |                |               | 7             | 0 %          |
| Lebanon      |                | 1              |               | 1             | 0 %          |
| Libya        |                | 2              |               | 2             | 0 %          |
| Pakistan     |                | 1              |               | 1             | 0 %          |
| Palestine    |                | 2              |               | 2             | 0 %          |
| Somalia      | 18,753         | 7,787          | 367           | 26,907        | 88 %         |
| Sudan        | 3              |                |               | 3             | 0 %          |
| Syria        | 2              | 11             |               | 13            | 0 %          |
| Tanzania     |                | 1              |               | 1             | 0 %          |
| Turkey       | 1              |                |               | 1             | 0 %          |
| USA          | 2              | 2              |               | 4             | 0 %          |
| Yemen        | 1,729          | 1,664          |               | 3,393         | 11 %         |
| <b>Total</b> | <b>20,589</b>  | <b>9,583</b>   | <b>367</b>    | <b>30,539</b> | <b>100 %</b> |
|              | <b>67.42 %</b> | <b>31.38 %</b> | <b>1.20 %</b> |               |              |

| G/A          | Arrived to     |                |               | Total         |              |
|--------------|----------------|----------------|---------------|---------------|--------------|
|              | PL             | SL             | SC            |               |              |
| Children     | 8,560          | 4,493          | 23            | 13,076        | 43 %         |
| Females      | 6,239          | 2,578          | 123           | 8,940         | 30 %         |
| Males        | 5,647          | 2,512          | 112           | 8,271         | 27 %         |
| <b>Total</b> | <b>20,446</b>  | <b>9,583</b>   | <b>258</b>    | <b>30,287</b> | <b>100 %</b> |
|              | <b>67.51 %</b> | <b>31.64 %</b> | <b>0.85 %</b> |               |              |

Note: not all individuals that arrived remained to be registered. The figures shown here reflect those who have chosen to have their bio data collected

## INTENDED AREAS OF RETURN OF REGISTERED ARRIVALS

| Areas of Intended Return                              | First Point of Entry from Yemen |              |               | Total         |              |
|---|---------------------------------|--------------|---------------|---------------|--------------|
|   | Puntland                        | Somaliland   | South Central |               |              |
| Mogadishu   | 4,969                           | 5,068        | 0             | 10,037        | 53 %         |
| Hargeisa  | 364                             | 1,868        | 0             | 2,232         | 12 %         |
| Bossaso   | 730                             | 251          | 0             | 981           | 5 %          |
| Baidoa  | 457                             | 156          | 0             | 613           | 3 %          |
| Kismaayo  | 400                             | 187          | 0             | 587           | 3 %          |
| Afgooye   | 271                             | 124          | 0             | 395           | 2 %          |
| Other locations                                       | 2,093                           | 1,872        | 62            | 4,027         | 21 %         |
| <b>Total Arrivals Registered at Reception Centers</b> | <b>9,284</b>                    | <b>9,526</b> | <b>62</b>     | <b>18,872</b> | <b>100 %</b> |

## UPDATE ON ACHIEVEMENTS

---

### Operational Context

#### PUNTLAND

During the reporting period there have been four boats which have brought new arrivals to Bossaso. On 2 January, the 'Shamis 4' Docked at the Port of Bossaso with 124 individuals on board, including 114 Somali returnees, eight Yemeni refugees and two Ethiopians. On 7 January, the 'Shamis 2' brought 22 individuals: 18 Somali returnees and four Yemeni refugees. On 11 January, the 'Sultana' docked at the port of Bossaso, carrying 107 individuals, 74 of whom went to the reception centre for further assistance and their nationalities were as follows; 65 Somali returnees and nine Yemenis. Finally, on 17 January, a boat named 'Shamis 4' arrived from Mukala, carrying 43 new arrivals, including 36 Somalis, six Yemenis and one Ethiopian national.

Also during the reporting period, an official inauguration ceremony organized by the Ministry of Interior on 8 January opened the Reception Centre 2 in the presence of the President and Minister of Interior of Puntland.

The year 2016 has begun with the number of people fleeing from the Yemen War slowly beginning to rise compared to the number of arrivals in December 2015: four boats with a total of 296 individuals have arrived in the first half of January, compared to the 187 total for the whole of December.

It is also being reported that some Yemenis who have previously arrived in Somalia (Bossaso in particular) still intend to return to Yemen, and particularly Aden, which has been recovered by the coalition forces.

#### SOMALILAND

This reporting period saw the arrival of three boats in Berbera: on 02 January 2016, a boat carrying 27 individuals (17 households), on 7 January, a second vessel with 14 new arrivals (five households) and on 16 January a third boat carrying 21 new arrivals.

Since March 2015, 9,633 new arrivals (3,066 families) have been recorded in Somaliland, including 1,692 Yemenis, 7,797 Somalis, 110 Ethiopians, and 22 people of other nationalities. The number of new arrivals in Berbera remains relatively low.

### Achievements



#### PUNTLAND

A total of 179 Somali returnees that have arrived during the reporting period have received Onward Transportation Assistance (OTA) to reach their places of origin in South/Central Somalia. A number of third-country nationals received OTAs to return to their places of origin.

Norwegian Refugee Council (NRC) distributed cash grants to 508 households (428 Yemeni refugees and 80 Somali returnees) currently staying in Bossaso, Gardo, Garowe and Badhan.

SRCS continues to provide free calls for the new arrivals to enable them communicate with their families and relatives in Yemen as well as in Somalia.

Transportation of new arrivals from the port to the Reception Centre is provided by IOM.

## SOMALILAND

The 2 January arrival carried 27 individuals (17 households), 12 Yemenis and 15 Somalis. They had departed from Malaa port (Aden) at 5:30 pm on 1 January 2016 on the 'Ismailia' and reached the Somaliland coast at 1:30 pm on 2 January, after a crossing lasting 21 hours. The new arrivals reported that they left Yemen due to fighting raging in Aden. The new arrivals reported that they had paid 100 USD for their journey and that they had not faced any kind of abuse during their travel.

The boat that arrived on the 7 January carried 14 new arrivals (five households), 12 Yemenis and two Somalis. Most of these new arrivals had been students in Aden. They reported that they waited at Aden port for two days before securing a place on the vessel. They departed at 1:00 PM on 6 January on the 'Noba 1' and reached the Somaliland coast at 11:15 PM on 7 January 2016, for a journey lasting 23 hours. These new arrivals reported that they had paid 150 USD for their journey and were provided with food and water.

The boat that made landing on 16 January carried 21 new arrivals (8 households), 14 Yemenis and seven Somalis. They had departed from Malaa port (Aden) at 5:30 PM on 15th January 2016 on the 'Al-Mubarak' and reached Somaliland at 12:30 PM on 16 January 2016, for a crossing lasting 20 hours. The new arrivals reported that they paid 100 USD for their journey. Most of the new arrivals departed from the reception center on the same day to reach Hargeisa, except for two Yemenis who could not afford the transportation cost, who were given non-food items (NFIs). All the new arrivals were found to be in good physical and mental condition except for one older woman, who was exhausted by the long travel but was otherwise in good medical condition.

In all three cases, no cases of armed, physical violence or GBV were reported, apart from the widespread difficulty of the situation in Yemen. Several agencies -including DRC, IOM, Somali Red Crescent Society (SRCS), government agencies and the immigration office- were at the port to receive the new arrivals. As per procedure, they were welcomed, provided with drinking water and transported by DRC to the Reception Centre, where they were given water and food. Most of the new arrivals departed from the reception center on the same day.

### Registration

A total of 10 Yemenis (five cases), have been registered by the Ministry of Resettlements, Rehabilitation and Reconstruction (MRR&R) between 1 and 11 January 2016. A total of 2,660 Yemeni refugees (1,376 cases) have been registered in Hargeisa since 28 March 2015. A mobile team from MRR&R is now on mission to Berbera, Borauo, and Boroma to register vulnerable Yemeni new arrival families that have been unable to travel to the MRR&R registration office in Hargeisa.

## SOUTH CENTRAL

Two households comprising nine Somali returnees from Yemen were supported in Luuq with the same package that is distributed to returnees from Kenya ( 3 months of food rations, NFIs and Emergency Assistance Packages (EAPs), mobiles phones for communication and a reinstallation grant of USD 100 per individual, with a ceiling of USD 600 per household.



Health

## SOMALILAND

No medical cases were reported among the New Arrivals.

## Food Security and Nutrition

---

### PUNTLAND

The Puntland Students Association, with the support of the Ministry of Interior and the Returnee and Yemeni Refugee Support Committee from the local community in Bossaso, have been able to continue providing the wet feeding program for new arrivals. Wet feeding which had previously been provided by WFP through Puntland Youth and Social Development Association (PSA) has been a gap since November last year, when PSA's contract with WFP expired.



## Shelter and NFIs

---

### SOMALILAND

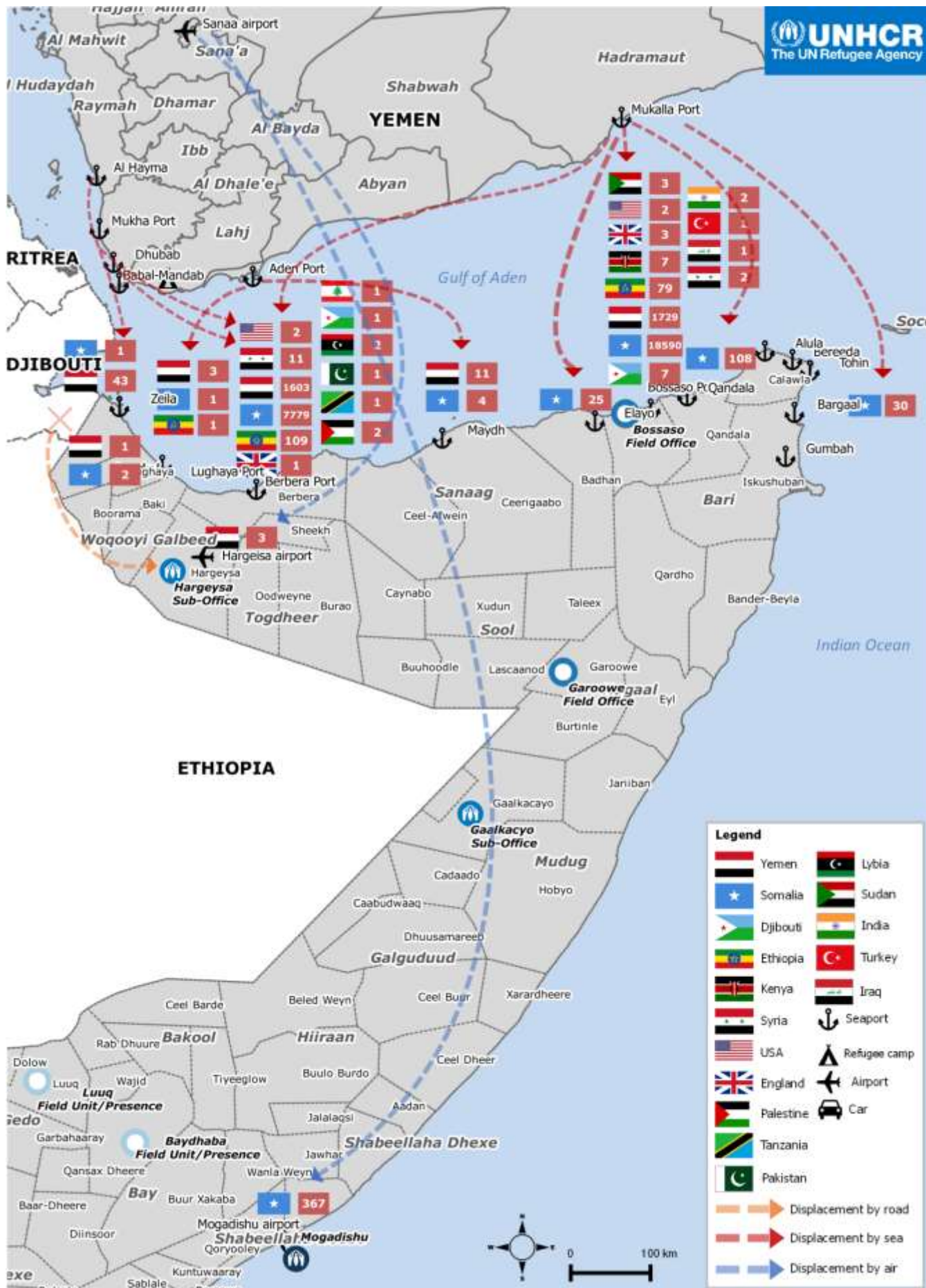
A total of 19 Non Food Item (NFI) kits were distributed in Berbera to the most recent vulnerable new arrivals (13 among those arrived on 3 January, four among those arrived on 7 January and two among the 16 January arrivals). Since the beginning of the Yemen crisis, 760 NFI kits have been distributed to vulnerable new arrivals.

## FINANCIAL INFORMATION

---

The Somalia Response Plan for Yemen Crisis (April – December 2015) was released on 4 June and shared with donors, governments and partners. 11 UN agencies and NGOs participate in the inter-agency response. The Response Plan can be accessed at <http://goo.gl/pVH7da>. Total funding received to date is USD 8.2 M (approximately 10% of total approved budget).

Agencies are very grateful for the financial support provided by donors who have contributed to their activities with unearmarked and broadly earmarked funds as well as for those who have contributed directly to the situation: [European Union](#) | [Italy](#) | [Japan](#) | [Sweden](#) | [United Kingdom](#) | [United States of America](#)



The boundaries and names shown and the designations used on this map do not imply official endorsement or acceptance by the United Nations. Source: UNHCR



**Contacts:**

**UNHCR Somalia**

Luca Nicosia, Associate External Relations Officer/Public Information, [nicosia@unhcr.org](mailto:nicosia@unhcr.org), Tel: +254 734 628 053 (Kenya), +252 617 340 259 (Somalia)

**IOM Somalia**

Public Information Unit, [IOMSomaliaPIUnit@iom.int](mailto:IOMSomaliaPIUnit@iom.int), Tel. +254 728 586 589 (Kenya)

Feisal Mohamud, Movement and Operations coordinator, [famuhamud@iom.int](mailto:famuhamud@iom.int) Tel +252 616 967 435 (Somalia) +254 721 290 074 (Kenya)